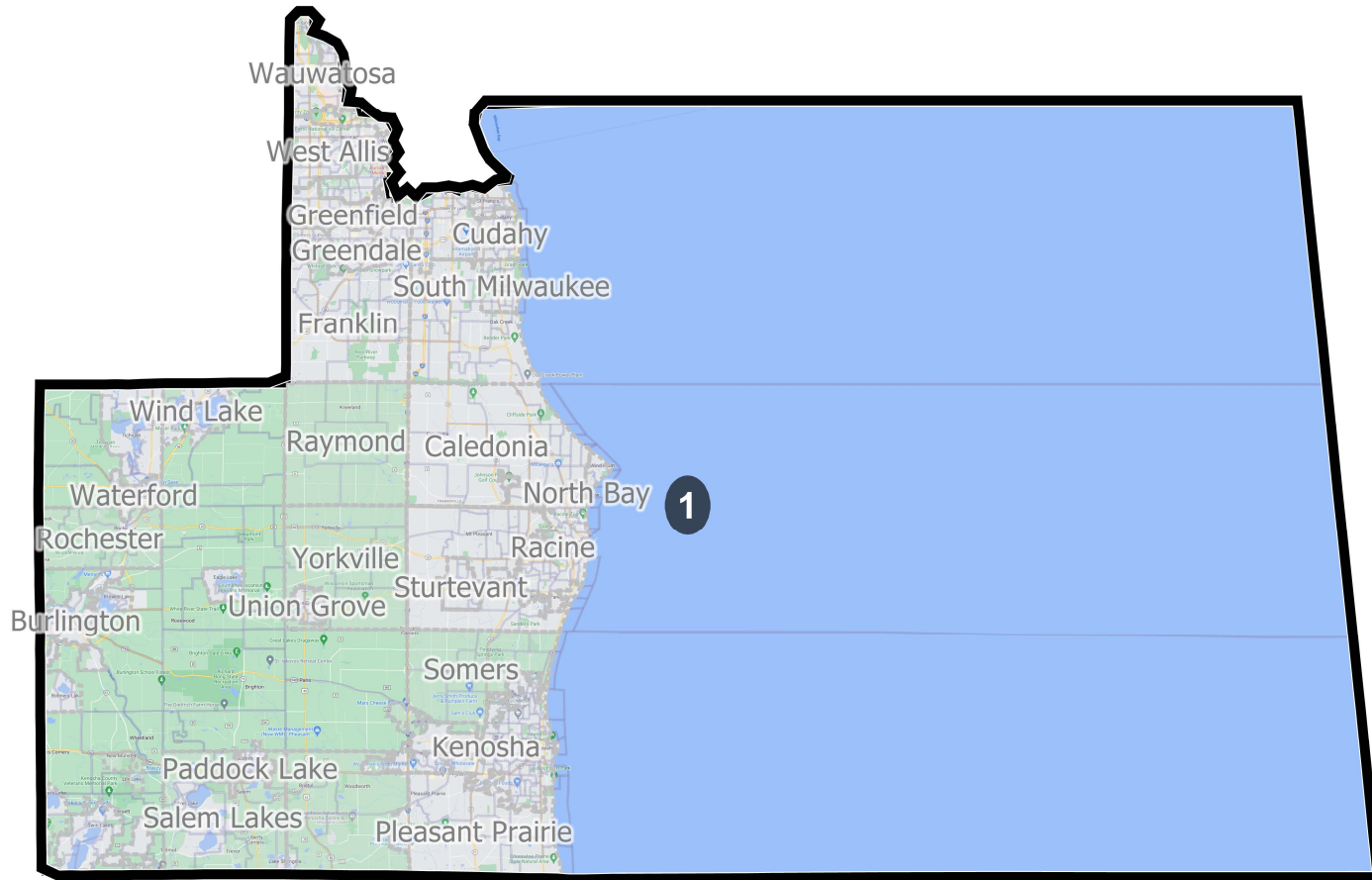
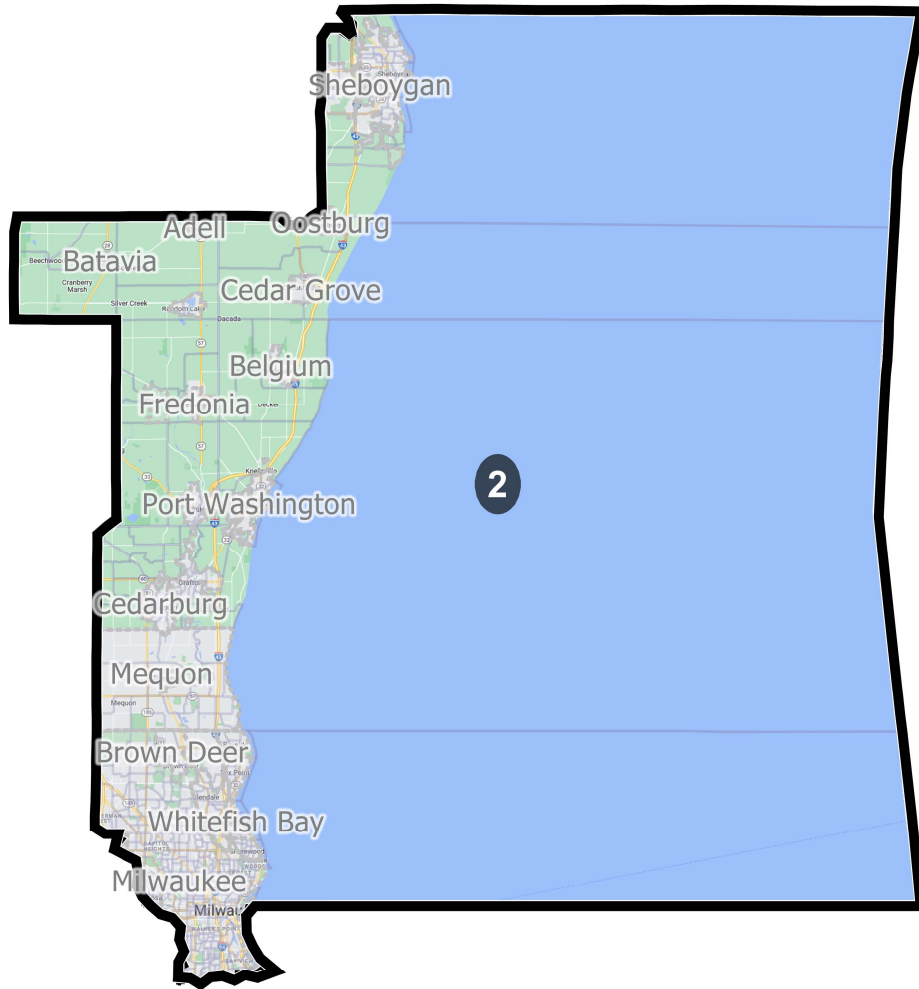


District: 1



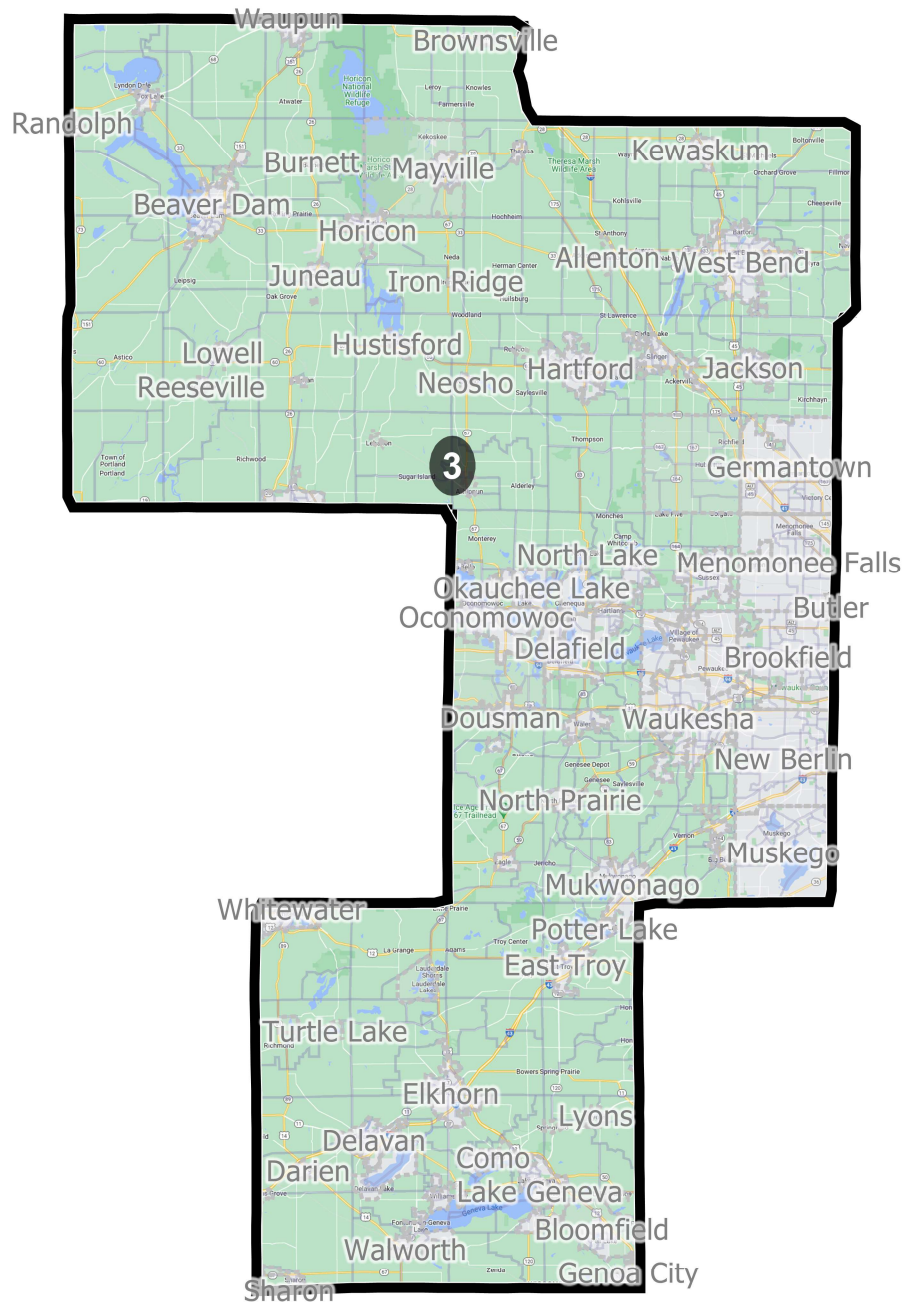
Field	Value
District	1
Population	736715
Deviation	0
% Deviation	0%
Alternate Schwartzberg	1.39
Polsby Popper	0.52
Perimeter	232.79
Reock	0.54
NH_Wht	520655
% NH_Wht	70.67%
AP_BlK	70573
% AP_BlK	9.58%
AP_Ind	17160
% AP_Ind	2.33%
AP_Asn	28425
% AP_Asn	3.86%
AP_Hwn	1010
% AP_Hwn	0.14%
AP_Oth	78704
% AP_Oth	10.68%
Hispanic Origin	105784
% Hispanic Origin	14.36%
18+_Pop	577623
NH18+_Wht	434369
% NH18+_Wht	75.2%
18+_AP_BlK	45385
% 18+_AP_BlK	7.86%
18+_AP_Ind	12271
% 18+_AP_Ind	2.12%
18+_AP_Asn	19614
% 18+_AP_Asn	3.4%
18+_AP_Hwn	680
% 18+_AP_Hwn	0.12%
18+_AP_Oth	52736
% 18+_AP_Oth	9.13%
H18+_Pop	67287
% H18+_Pop	11.65%
D 20_Pres	201159.90
% D 20_Pres	51.46%

District: 2



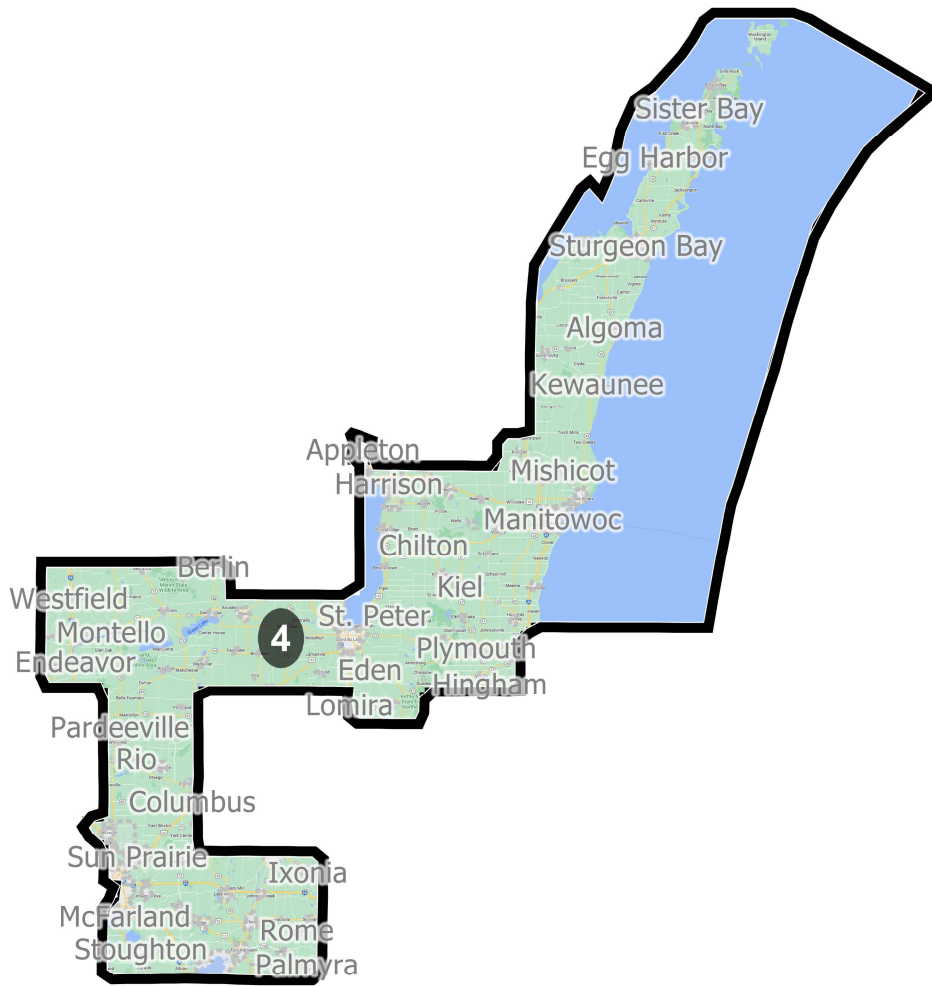
Field	Value
District	2
Population	736715
Deviation	0
% Deviation	0%
Alternate Schwartzberg	1.4
Polsby Popper	0.51
Perimeter	240.52
Reock	0.57
NH_Wht	331954
% NH_Wht	45.06%
AP_BlK	247375
% AP_BlK	33.58%
AP_Ind	14806
% AP_Ind	2.01%
AP_Asn	43899
% AP_Asn	5.96%
AP_Hwn	1041
% AP_Hwn	0.14%
AP_Oth	86901
% AP_Oth	11.8%
Hispanic Origin	109929
% Hispanic Origin	14.92%
18+_Pop	557280
NH18+_Wht	282027
% NH18+_Wht	50.61%
18+_AP_BlK	168818
% 18+_AP_BlK	30.29%
18+_AP_Ind	10222
% 18+_AP_Ind	1.83%
18+_AP_Asn	29294
% 18+_AP_Asn	5.26%
18+_AP_Hwn	771
% 18+_AP_Hwn	0.14%
18+_AP_Oth	59082
% 18+_AP_Oth	10.6%
H18+_Pop	71925
% H18+_Pop	12.91%
D 20_Pres	252833.00
% D 20_Pres	71.76%
R 20_Pres	99493.57
% R 20_Pres	28.24%
20_Pres	352326.57
% 20_Pres	47.82%
Total CVAP 19	519416.99
% Total CVAP 19	70.5%
NH CVAP 19	474722.15

District: 3



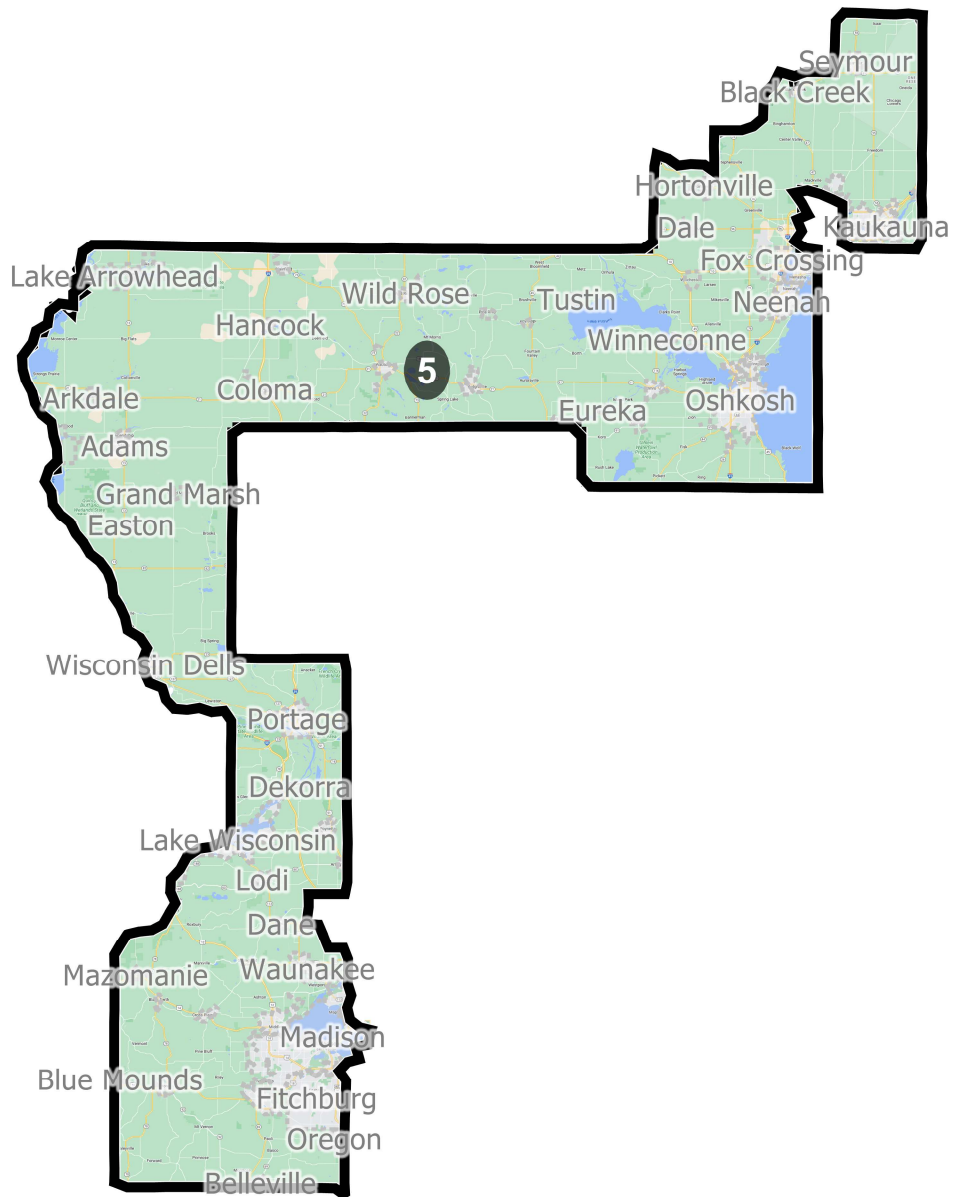
Field	Value
District	3
Population	736715
Deviation	0
% Deviation	0%
Alternate Schwartzberg	1.58
Polsby Popper	0.4
Perimeter	279.85
Reock	0.42
NH_Wht	635136
% NH_Wht	86.21%
AP_BlK	18168
% AP_BlK	2.47%
AP_Ind	10859
% AP_Ind	1.47%
AP_Asn	24303
% AP_Asn	3.3%
AP_Hwn	717
% AP_Hwn	0.1%
AP_Oth	38286
% AP_Oth	5.2%
Hispanic Origin	44530
% Hispanic Origin	6.04%
18+_Pop	579572
NH18+_Wht	513195
% NH18+_Wht	88.55%
18+_AP_BlK	11378
% 18+_AP_BlK	1.96%
18+_AP_Ind	7503
% 18+_AP_Ind	1.29%
18+_AP_Asn	16032
% 18+_AP_Asn	2.77%
18+_AP_Hwn	476
% 18+_AP_Hwn	0.08%
18+_AP_Oth	25328
% 18+_AP_Oth	4.37%
H18+_Pop	28104
% H18+_Pop	4.85%
D 20_Pres	169329.35
% D 20_Pres	37.35%
R 20_Pres	284072.07
% R 20_Pres	62.65%
20_Pres	453401.42
% 20_Pres	61.54%
Total CVAP 19	553990.23
% Total CVAP 19	75.2%
NH CVAP 19	535547.08

District: 4



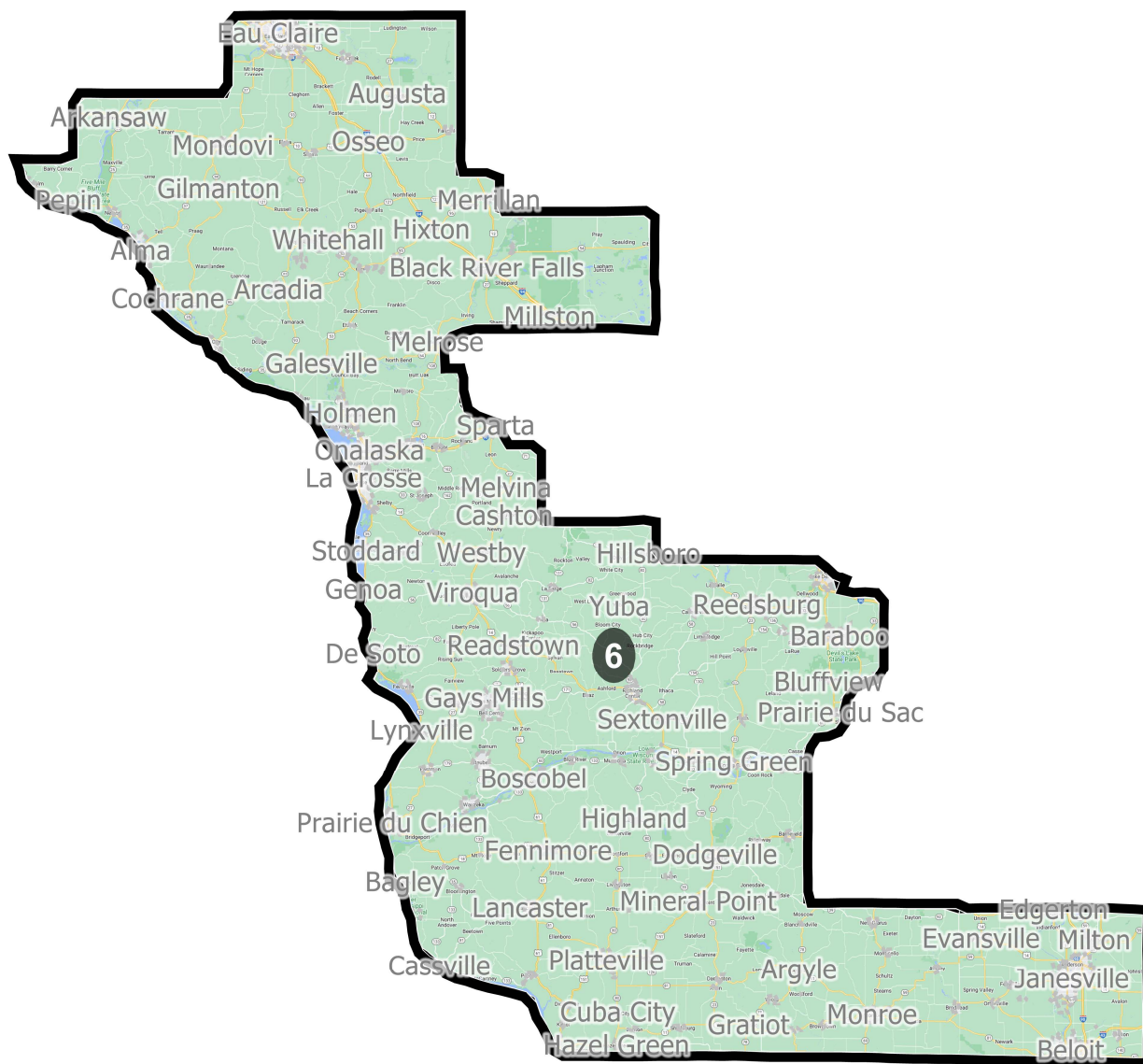
Field	Value
District	4
Population	736715
Deviation	0
% Deviation	0%
Alternate Schwartzberg	2.27
Polsby Popper	0.19
Perimeter	765.99
Reock	0.22
NH_Wht	624387
% NH_Wht	84.75%
AP_BlK	27952
% AP_BlK	3.79%
AP_Ind	13357
% AP_Ind	1.81%
AP_Asn	23616
% AP_Asn	3.21%
AP_Hwn	1031
% AP_Hwn	0.14%
AP_Oth	39528
% AP_Oth	5.37%
Hispanic Origin	45085
% Hispanic Origin	6.12%
18+_Pop	577206
NH18+_Wht	505643
% NH18+_Wht	87.6%
18+_AP_BlK	16393
% 18+_AP_BlK	2.84%
18+_AP_Ind	9396
% 18+_AP_Ind	1.63%
18+_AP_Asn	15323
% 18+_AP_Asn	2.65%
18+_AP_Hwn	690
% 18+_AP_Hwn	0.12%
18+_AP_Oth	25850
% 18+_AP_Oth	4.48%
H18+_Pop	27791
% H18+_Pop	4.81%
D 20_Pres	208007.22
% D 20_Pres	49.42%
R 20_Pres	212893.68
% R 20_Pres	50.58%
20_Pres	420900.89
% 20_Pres	57.13%
Total CVAP 19	543509.67
% Total CVAP 19	73.77%
NH CVAP 19	528776.12

District: 5



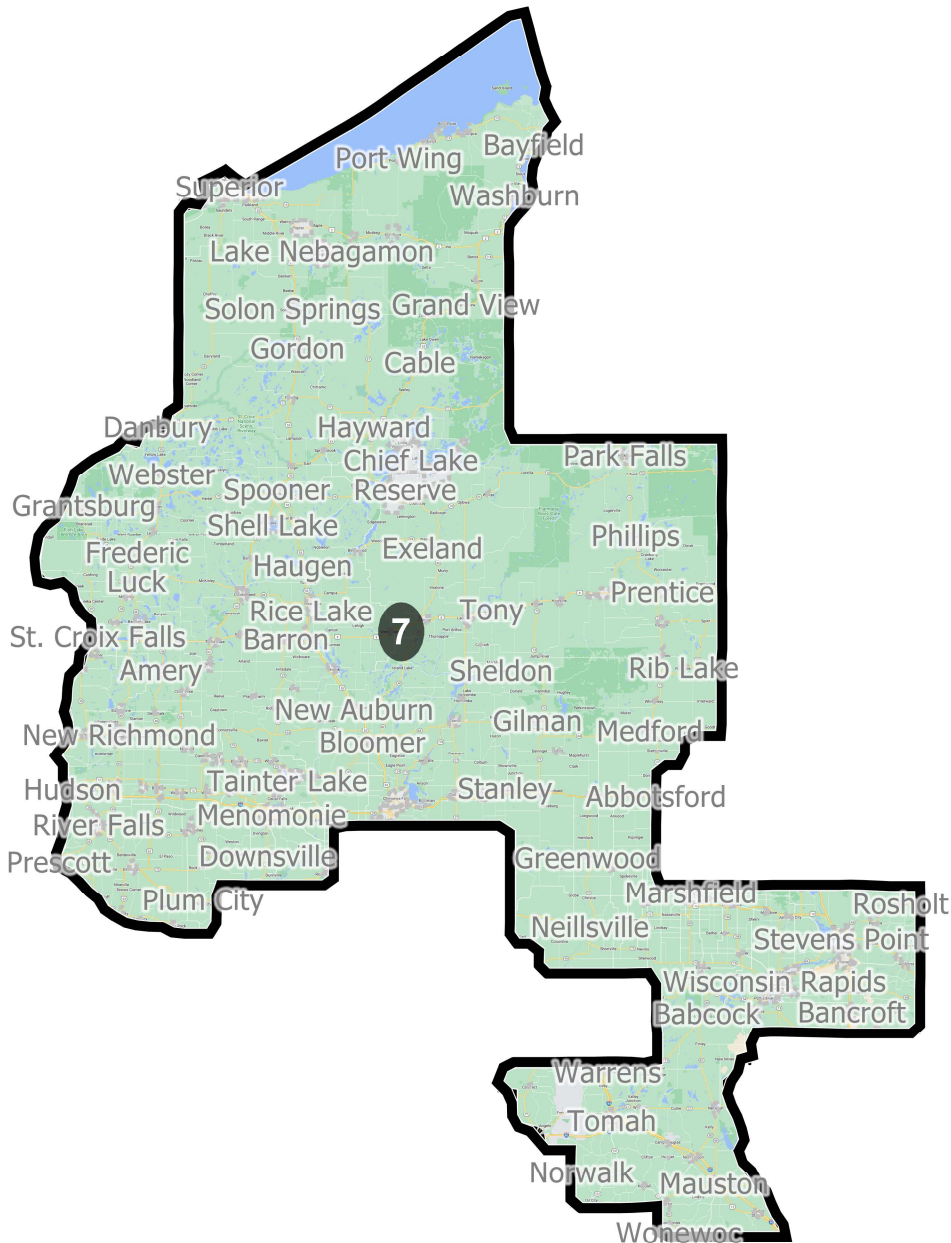
Field	Value
District	5
Population	736714
Deviation	-1
% Deviation	-0%
Alternate Schwartzberg	2.69
Polsby Popper	0.14
Perimeter	552.03
Reock	0.2
NH_Wht	595758
% NH_Wht	80.87%
AP_BlK	36331
% AP_BlK	4.93%
AP_Ind	15473
% AP_Ind	2.1%
AP_Asn	43425
% AP_Asn	5.89%
AP_Hwn	875
% AP_Hwn	0.12%
AP_Oth	38709
% AP_Oth	5.25%
Hispanic Origin	44519
% Hispanic Origin	6.04%
18+_Pop	589768
NH18+_Wht	490759
% NH18+_Wht	83.21%
18+_AP_BlK	23741
% 18+_AP_BlK	4.03%
18+_AP_Ind	11173
% 18+_AP_Ind	1.89%
18+_AP_Asn	32691
% 18+_AP_Asn	5.54%
18+_AP_Hwn	598
% 18+_AP_Hwn	0.1%
18+_AP_Oth	26448
% 18+_AP_Oth	4.48%
H18+_Pop	29431
% H18+_Pop	4.99%
D 20_Pres	267725.47
% D 20_Pres	62.8%
R 20_Pres	158565.30
% R 20_Pres	37.2%
20_Pres	426290.77
% 20_Pres	57.86%
Total CVAP 19	545369.64
% Total CVAP 19	74.03%
NH CVAP 19	529234.39

District: 6



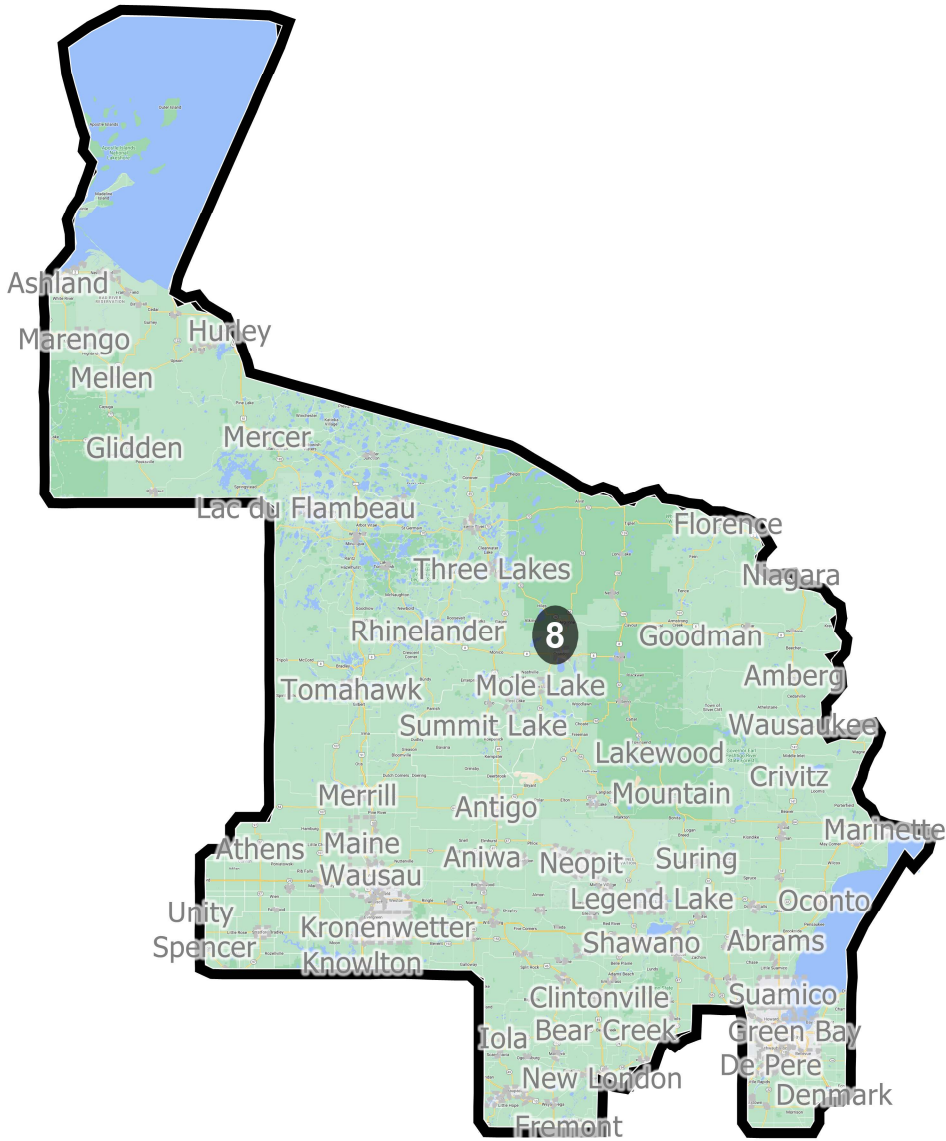
Field	Value
District	6
Population	736715
Deviation	0
% Deviation	0%
Alternate Schwartzberg	2.03
Polsby Popper	0.24
Perimeter	744.38
Reock	0.26
NH_Wht	640936
% NH_Wht	87%
AP_BlK	22503
% AP_BlK	3.05%
AP_Ind	14542
% AP_Ind	1.97%
AP_Asn	18007
% AP_Asn	2.44%
AP_Hwn	938
% AP_Hwn	0.13%
AP_Oth	34563
% AP_Oth	4.69%
Hispanic Origin	37978
% Hispanic Origin	5.16%
18+_Pop	574211
NH18+_Wht	512798
% NH18+_Wht	89.3%
18+_AP_BlK	13267
% 18+_AP_BlK	2.31%
18+_AP_Ind	10012
% 18+_AP_Ind	1.74%
18+_AP_Asn	11750
% 18+_AP_Asn	2.05%
18+_AP_Hwn	607
% 18+_AP_Hwn	0.11%
18+_AP_Oth	22600
% 18+_AP_Oth	3.94%
H18+_Pop	23295
% H18+_Pop	4.06%
D 20_Pres	200767.39
% D 20_Pres	51.72%

District: 7



Field	Value
District	7
Population	736715
Deviation	0
% Deviation	0%
Alternate Schwartzberg	2.05
Polsby Popper	0.24
Perimeter	1,010.19
Reock	0.38
NH_Wht	664020
% NH_Wht	90.13%
AP_BlK	12373
% AP_BlK	1.68%
AP_Ind	22085
% AP_Ind	3%
AP_Asn	12630
% AP_Asn	1.71%
AP_Hwn	1027
% AP_Hwn	0.14%
AP_Oth	21084
% AP_Oth	2.86%
Hispanic Origin	20495
% Hispanic Origin	2.78%
18+_Pop	577949
NH18+_Wht	529994
% NH18+_Wht	91.7%
18+_AP_BlK	7425
% 18+_AP_BlK	1.28%
18+_AP_Ind	15233
% 18+_AP_Ind	2.64%
18+_AP_Asn	8270
% 18+_AP_Asn	1.43%
18+_AP_Hwn	624
% 18+_AP_Hwn	0.11%
18+_AP_Oth	14151
% 18+_AP_Oth	2.45%
H18+_Pop	12674
% H18+_Pop	2.19%
D 20_Pres	166574.61
% D 20_Pres	41.31%
R 20_Pres	236662.67
% R 20_Pres	58.69%
20_Pres	403237.28
% 20_Pres	54.73%
Total CVAP 19	554402.67
% Total CVAP 19	75.25%
NH CVAP 19	546290.56

District: 8



Field	Value
District	8
Population	736714
Deviation	-1
% Deviation	-0%
Alternate Schwartzberg	2.02
Polsby Popper	0.25
Perimeter	902.05
Reock	0.32
NH_Wht	621172
% NH_Wht	84.32%
AP_BlK	17468
% AP_BlK	2.37%
AP_Ind	36290
% AP_Ind	4.93%
AP_Asn	22040
% AP_Asn	2.99%
AP_Hwn	831
% AP_Hwn	0.11%
AP_Oth	34472
% AP_Oth	4.68%
Hispanic Origin	38970
% Hispanic Origin	5.29%
18+_Pop	578691
NH18+_Wht	505441
% NH18+_Wht	87.34%
18+_AP_BlK	9906
% 18+_AP_BlK	1.71%
18+_AP_Ind	23941
% 18+_AP_Ind	4.14%
18+_AP_Asn	13666
% 18+_AP_Asn	2.36%
18+_AP_Hwn	550
% 18+_AP_Hwn	0.1%
18+_AP_Oth	22458
% 18+_AP_Oth	3.88%
H18+_Pop	23562
% H18+_Pop	4.07%
D 20_Pres	164469.07
% D 20_Pres	40.53%
R 20_Pres	241332.12
% R 20_Pres	59.47%
20_Pres	405801.19
% 20_Pres	55.08%
Total CVAP 19	547773.09
% Total CVAP 19	74.35%
NH CVAP 19	535514.60