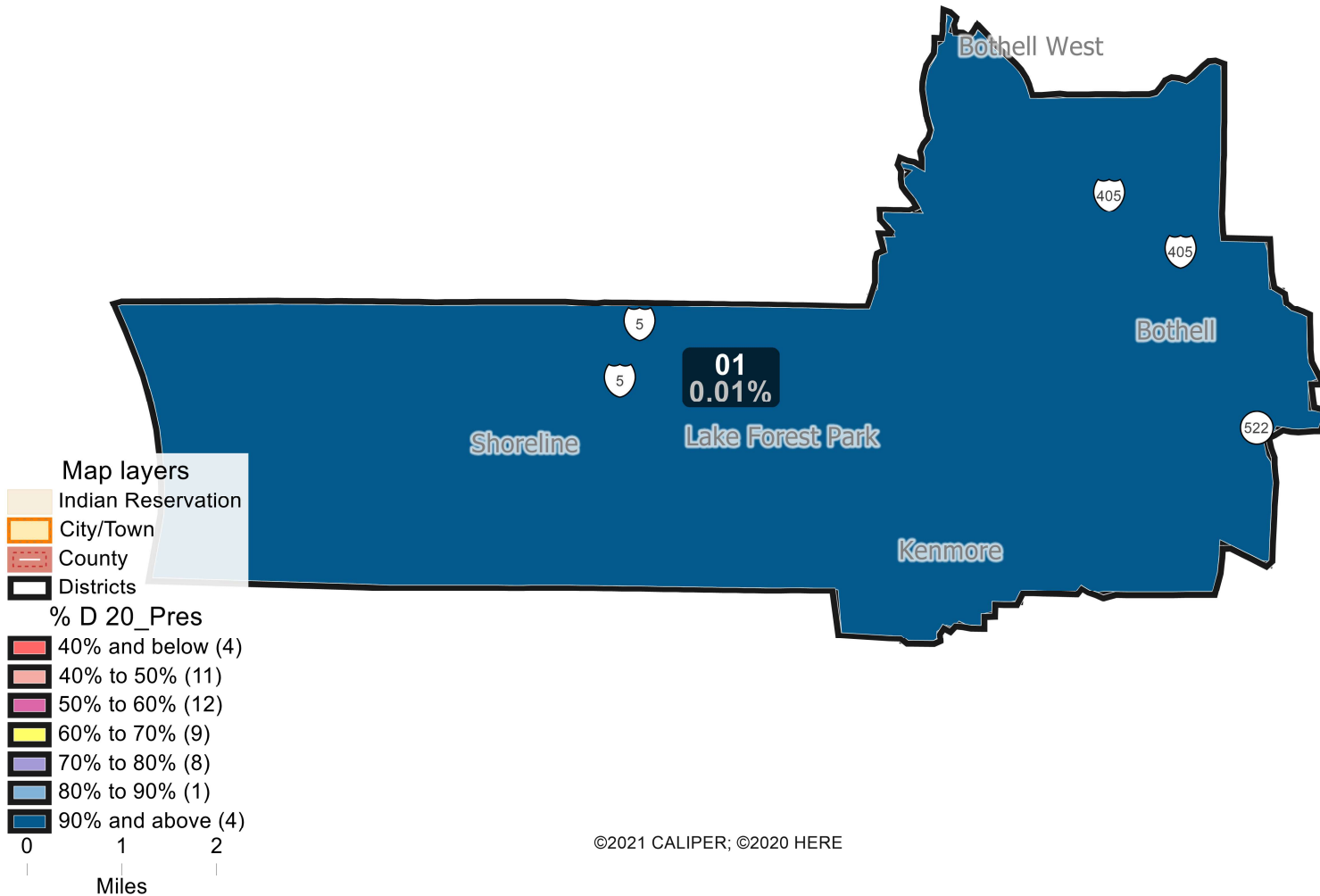
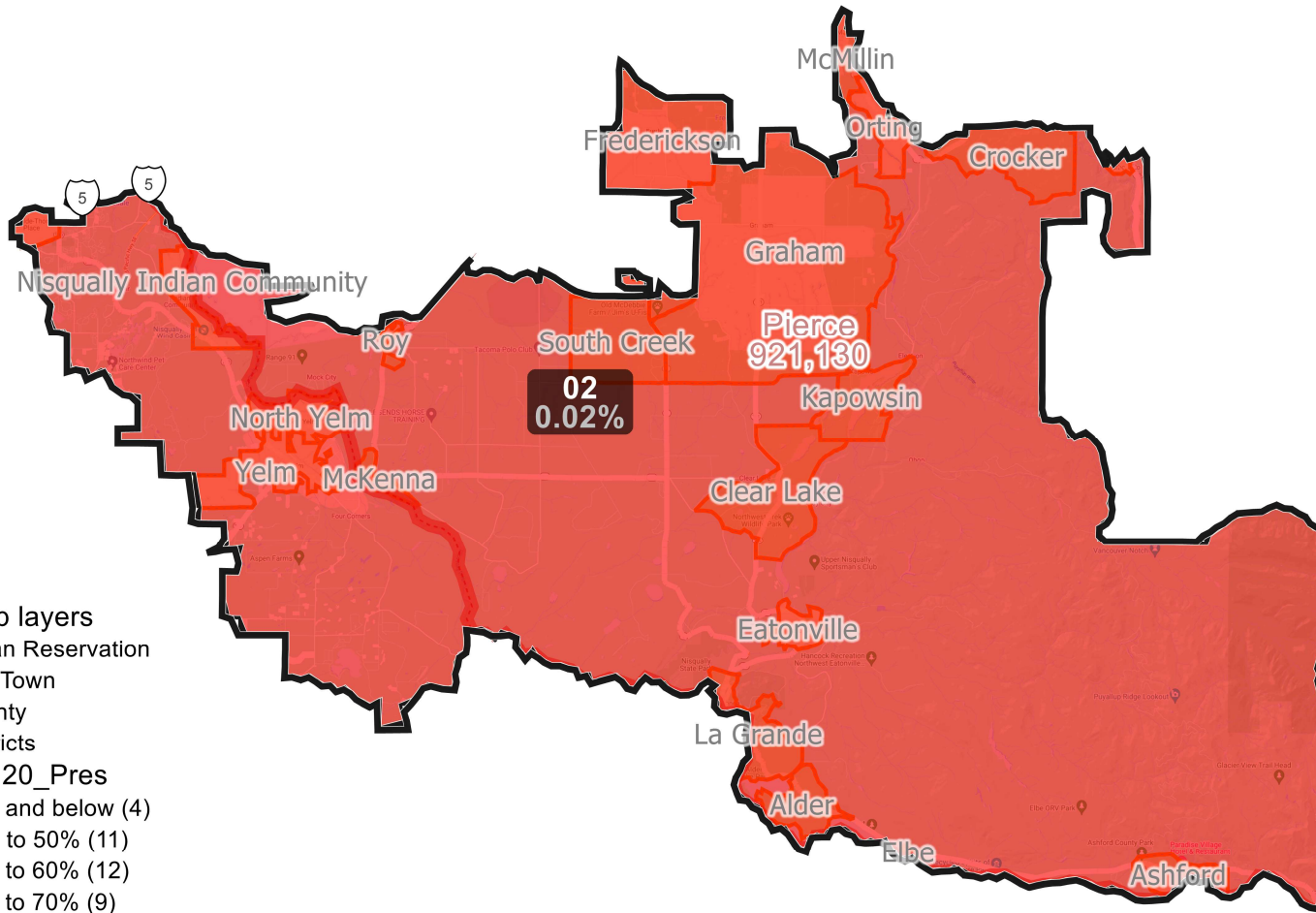


# District: 01



Field	Value
District	01
Population	157276
ernate Schwartzberg	1.7
Polsby Popper	0.35
Deviation	25
% Deviation	0.01%
NH_Wht	99281
% NH_Wht	63.13%
AP_BlK	8274
% AP_BlK	5.26%
AP_Ind	4133
% AP_Ind	2.63%
AP_Asn	31312
% AP_Asn	19.91%
AP_Hwn	1322
% AP_Hwn	0.84%
AP_Oth	12655
% AP_Oth	8.05%
Hispanic Origin	13585
% Hispanic Origin	8.64%
18+_Pop	124285
NH18+_Wht	82237
% NH18+_Wht	66.17%
18+_AP_BlK	5570
% 18+_AP_BlK	4.48%
18+_AP_Ind	3115
% 18+_AP_Ind	2.51%
18+_AP_Asn	23147
% 18+_AP_Asn	18.62%
18+_AP_Hwn	910
% 18+_AP_Hwn	0.73%
18+_AP_Oth	8927
% 18+_AP_Oth	7.18%
H18+_Pop	9270
% H18+_Pop	7.46%

# District: 02



**Map layers**

- Indian Reservation
- City/Town
- County
- Districts

**% D 20\_Pres**

- 40% and below (4)
- 40% to 50% (11)
- 50% to 60% (12)
- 60% to 70% (9)
- 70% to 80% (8)
- 80% to 90% (1)
- 90% and above (4)

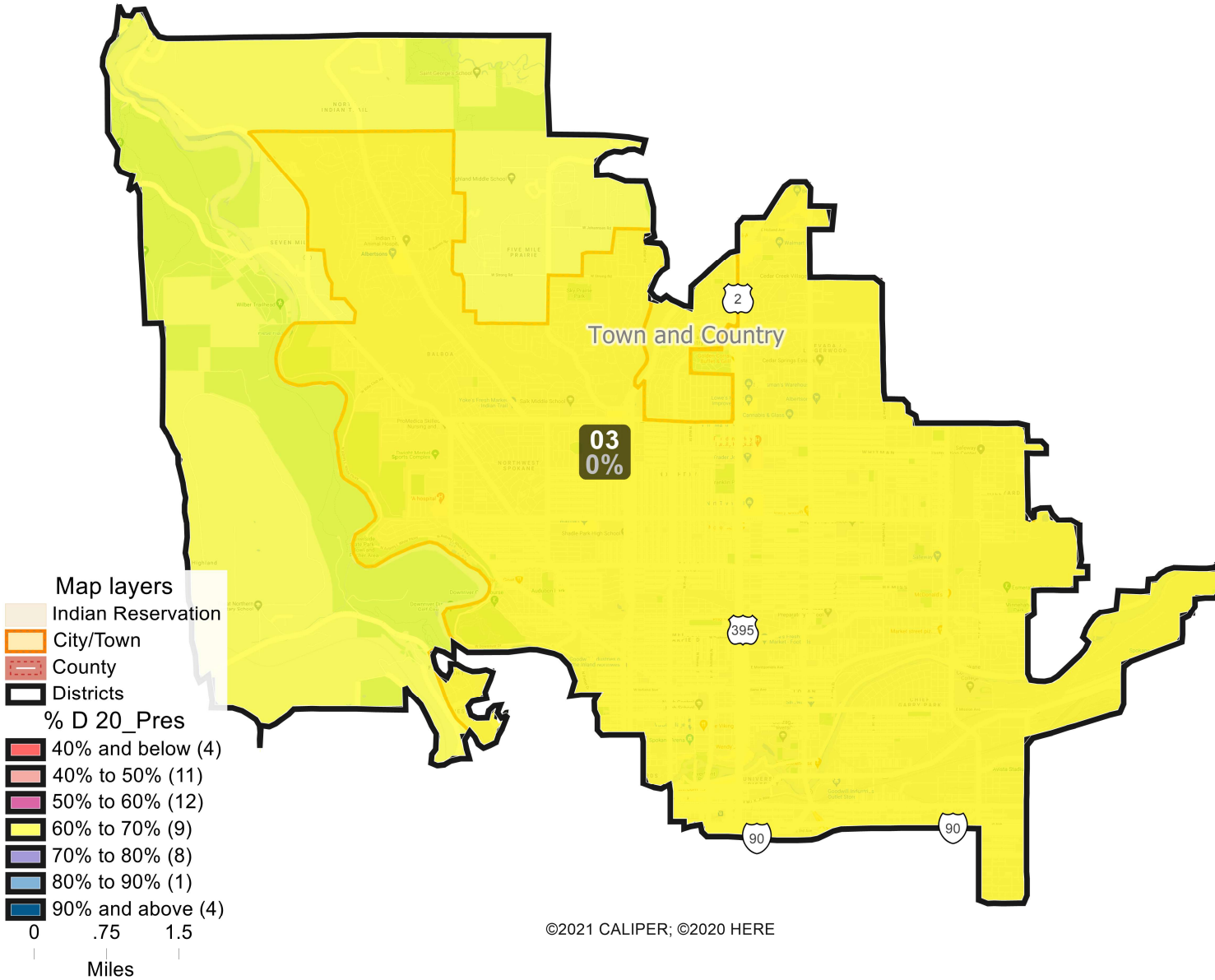
0      3      6  
Miles

©2021 CALIPER; ©2020 HERE

Field	Value
District	02
Population	157302
ernate Schwartzberg	2.44
Polsby Popper	0.17
Deviation	51
% Deviation	0.02%
NH_Wht	107319
% NH_Wht	68.22%
AP_BlK	11202
% AP_BlK	7.12%
AP_Ind	7859
% AP_Ind	5%
AP_Asn	12842
% AP_Asn	8.16%
AP_Hwn	4674
% AP_Hwn	2.97%
AP_Oth	12757
% AP_Oth	8.11%
Hispanic Origin	16761
% Hispanic Origin	10.66%
18+_Pop	117662
NH18+_Wht	84436
% NH18+_Wht	71.76%
18+_AP_BlK	6908
% 18+_AP_BlK	5.87%
18+_AP_Ind	5277
% 18+_AP_Ind	4.48%
18+_AP_Asn	8794
% 18+_AP_Asn	7.47%
18+_AP_Hwn	2844
% 18+_AP_Hwn	2.42%
18+_AP_Oth	8679
% 18+_AP_Oth	7.38%
H18+_Pop	10375
% H18+_Pop	8.82%

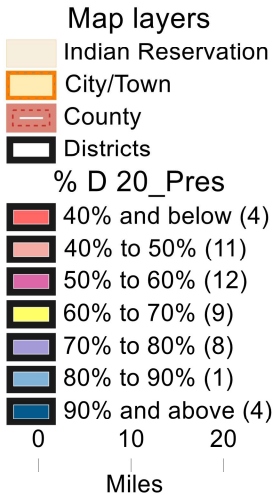
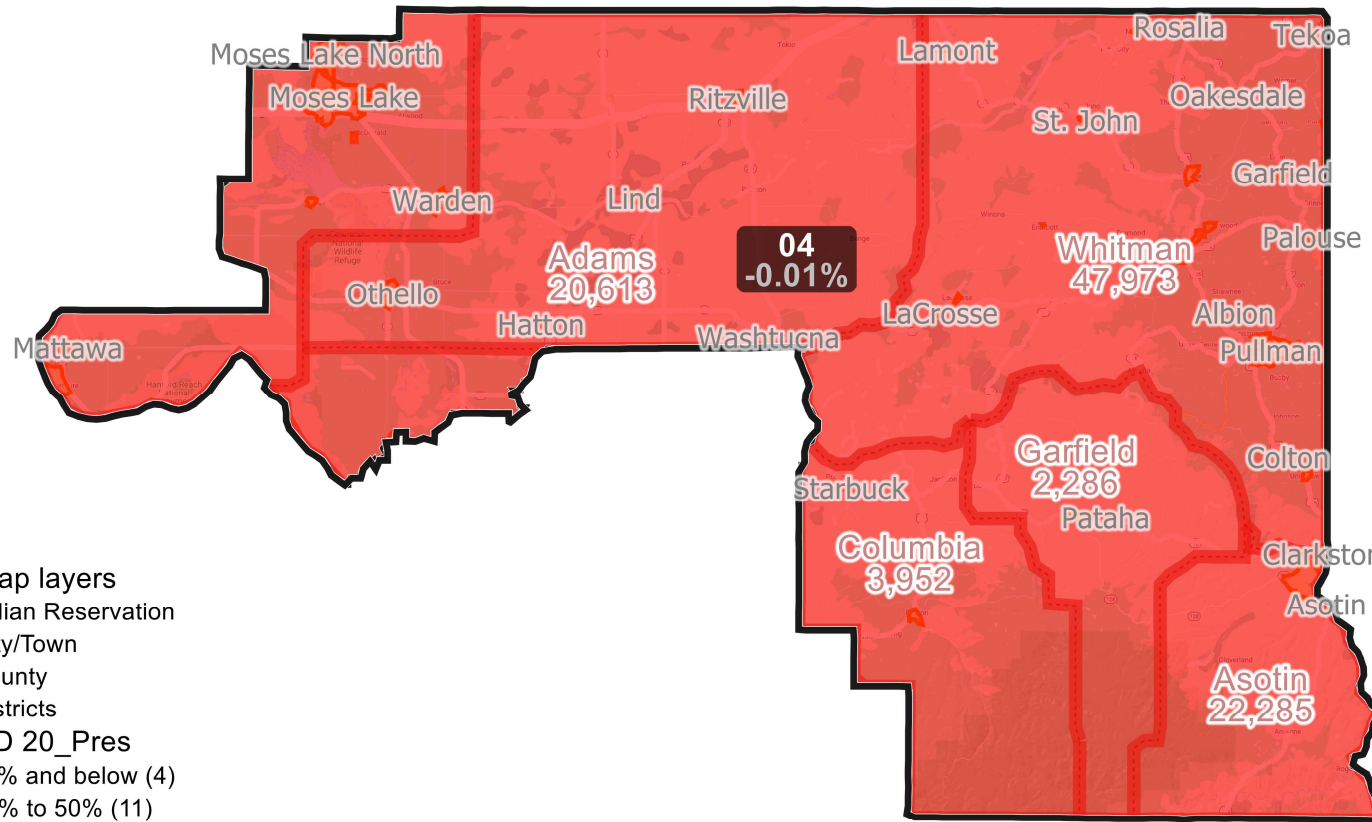


# District: 03



Field	Value
District	03
Population	157264
ernate Schwartzberg	2.08
Polsby Popper	0.23
Deviation	13
% Deviation	0%
NH_Wht	119768
% NH_Wht	76.16%
AP_BlK	7640
% AP_BlK	4.86%
AP_Ind	8723
% AP_Ind	5.55%
AP_Asn	7428
% AP_Asn	4.72%
AP_Hwn	3094
% AP_Hwn	1.97%
AP_Oth	9189
% AP_Oth	5.84%
Hispanic Origin	11522
% Hispanic Origin	7.33%
18+_Pop	123352
NH18+_Wht	97644
% NH18+_Wht	79.16%
18+_AP_BlK	4625
% 18+_AP_BlK	3.75%
18+_AP_Ind	6180
% 18+_AP_Ind	5.01%
18+_AP_Asn	5329
% 18+_AP_Asn	4.32%
18+_AP_Hwn	1813
% 18+_AP_Hwn	1.47%
18+_AP_Oth	6656
% 18+_AP_Oth	5.4%
H18+_Pop	7613
% H18+_Pop	6.17%

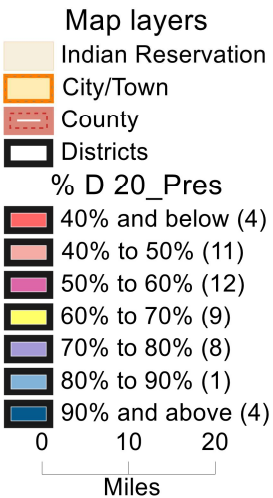
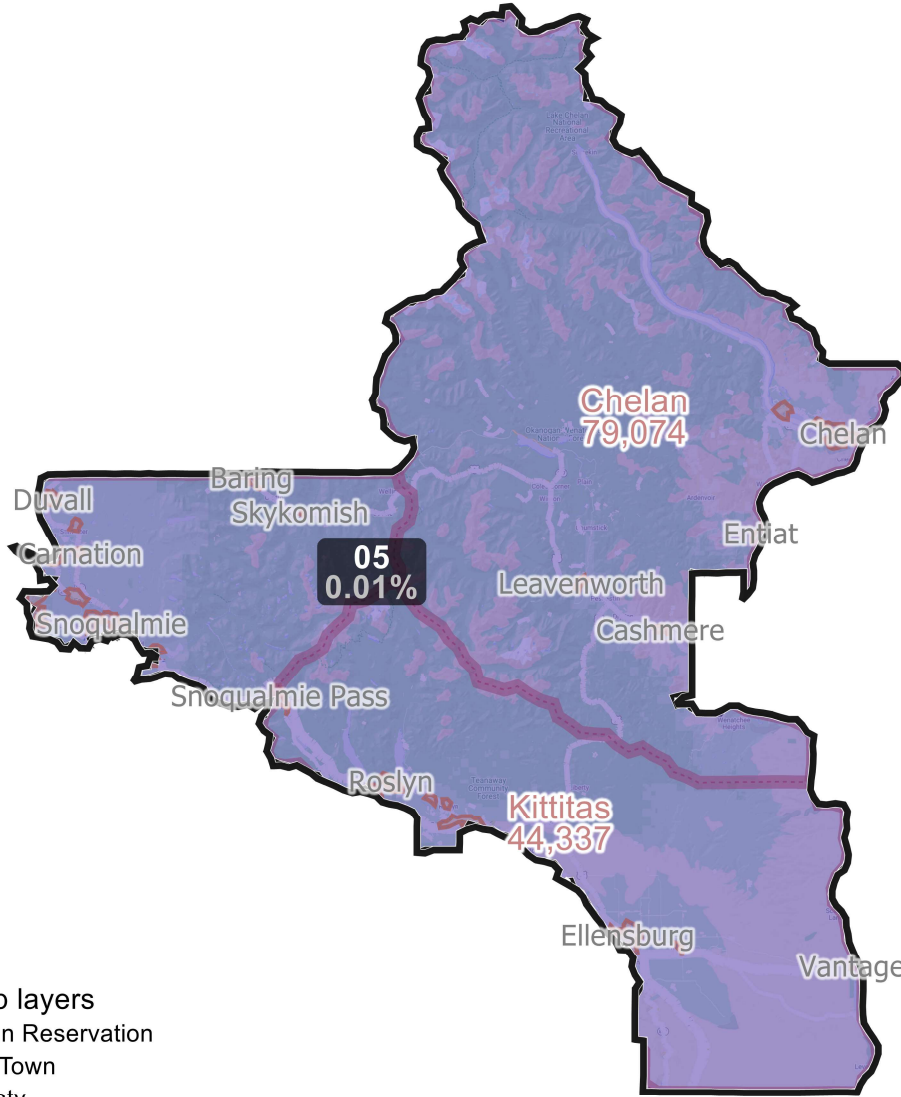
# District: 04



©2021 CALIPER

Field	Value
District	04
Population	157228
ernate Schwartzberg	1.72
Polsby Popper	0.34
Deviation	-23
% Deviation	-0.01%
NH_Wht	97236
% NH_Wht	61.84%
AP_BlK	3525
% AP_BlK	2.24%
AP_Ind	5520
% AP_Ind	3.51%
AP_Asn	7176
% AP_Asn	4.56%
AP_Hwn	854
% AP_Hwn	0.54%
AP_Oth	36135
% AP_Oth	22.98%
Hispanic Origin	44507
% Hispanic Origin	28.31%
18+_Pop	119606
NH18+_Wht	79276
% NH18+_Wht	66.28%
18+_AP_BlK	2458
% 18+_AP_BlK	2.06%
18+_AP_Ind	3968
% 18+_AP_Ind	3.32%
18+_AP_Asn	5782
% 18+_AP_Asn	4.83%
18+_AP_Hwn	629
% 18+_AP_Hwn	0.53%
18+_AP_Oth	23588
% 18+_AP_Oth	19.72%
H18+_Pop	28270
% H18+_Pop	23.64%

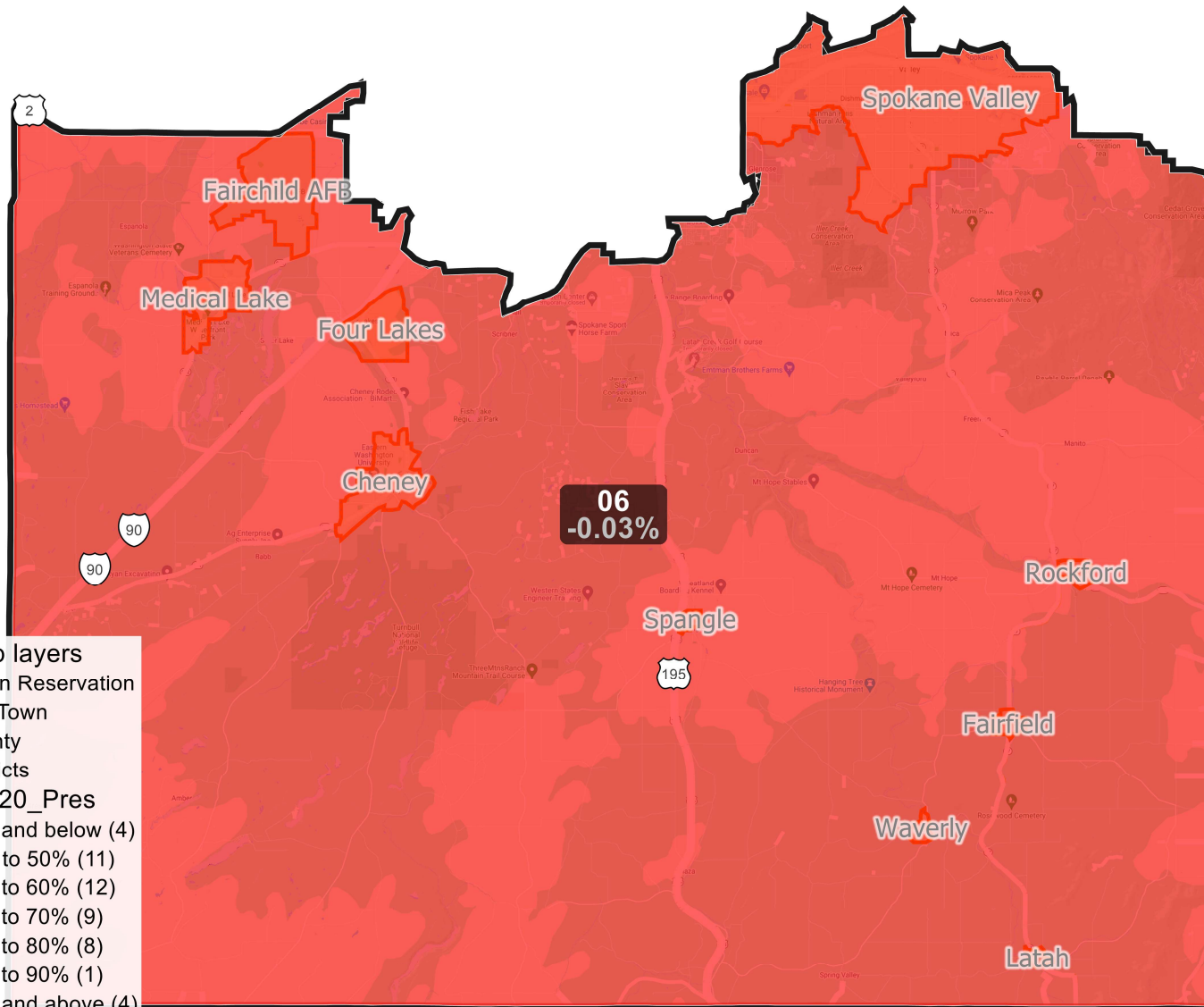
# District: 05



©2021 CALIPER

Field	Value
District	05
Population	157293
ernate Schwartzberg	2.24
Polsby Popper	0.2
Deviation	42
% Deviation	0.01%
NH_Wht	111092
% NH_Wht	70.63%
AP_Blkc	3096
% AP_Blkc	1.97%
AP_Ind	4256
% AP_Ind	2.71%
AP_Asn	18979
% AP_Asn	12.07%
AP_Hwn	890
% AP_Hwn	0.57%
AP_Oth	17102
% AP_Oth	10.87%
Hispanic Origin	18684
% Hispanic Origin	11.88%
18+_Pop	120299
NH18+_Wht	89173
% NH18+_Wht	74.13%
18+_AP_Blkc	1976
% 18+_AP_Blkc	1.64%
18+_AP_Ind	3166
% 18+_AP_Ind	2.63%
18+_AP_Asn	12622
% 18+_AP_Asn	10.49%
18+_AP_Hwn	617
% 18+_AP_Hwn	0.51%
18+_AP_Oth	11572
% 18+_AP_Oth	9.62%
H18+_Pop	12234
% H18+_Pop	10.17%
D 20_Pres	49879.01
% D 20_Pres	56.57%
R 20_Pres	38297.23
% R 20_Pres	43.43%
20_Pres	88176.25

# District: 06



**06**  
**-0.03%**

**Map layers**

- Indian Reservation
- City/Town
- County
- Districts

**% D 20\_Pres**

- 40% and below (4)
- 40% to 50% (11)
- 50% to 60% (12)
- 60% to 70% (9)
- 70% to 80% (8)
- 80% to 90% (1)
- 90% and above (4)

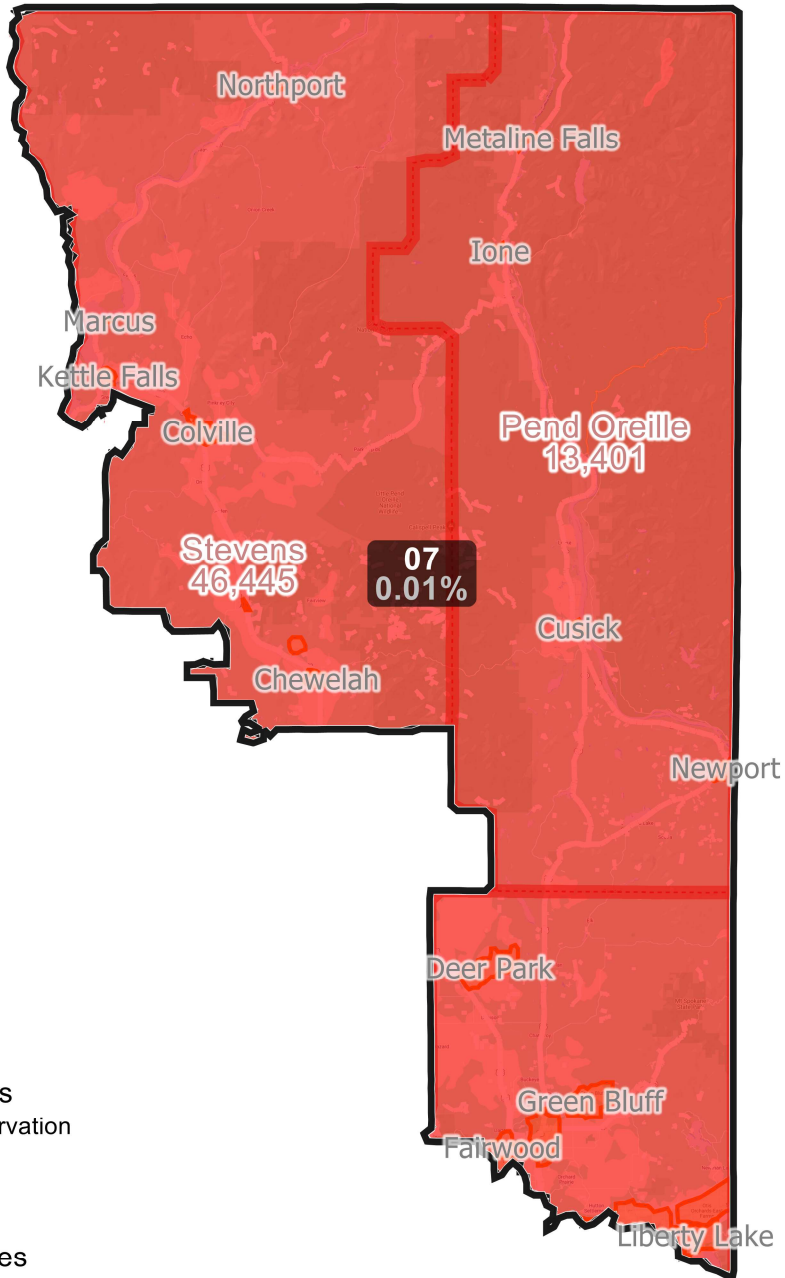
0      3      6  
Miles

©2021 CALIPER; ©2020 HERE

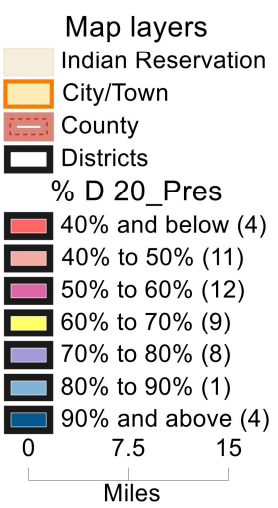
Field	Value
District	06
Population	157165
ernate Schwartzberg	1.44
Polsby Popper	0.48
Deviation	-86
% Deviation	-0.03%
NH_Wht	127677
% NH_Wht	81.24%
AP_BlK	5270
% AP_BlK	3.35%
AP_Ind	6326
% AP_Ind	4.03%
AP_Asn	5937
% AP_Asn	3.78%
AP_Hwn	1509
% AP_Hwn	0.96%
AP_Oth	8842
% AP_Oth	5.63%
Hispanic Origin	10857
% Hispanic Origin	6.91%
18+_Pop	122717
NH18+_Wht	102176
% NH18+_Wht	83.26%
18+_AP_BlK	3302
% 18+_AP_BlK	2.69%
18+_AP_Ind	4560
% 18+_AP_Ind	3.72%
18+_AP_Asn	4259
% 18+_AP_Asn	3.47%
18+_AP_Hwn	983
% 18+_AP_Hwn	0.8%
18+_AP_Oth	6371
% 18+_AP_Oth	5.19%
H18+_Pop	7191
% H18+_Pop	5.86%



# District: 07



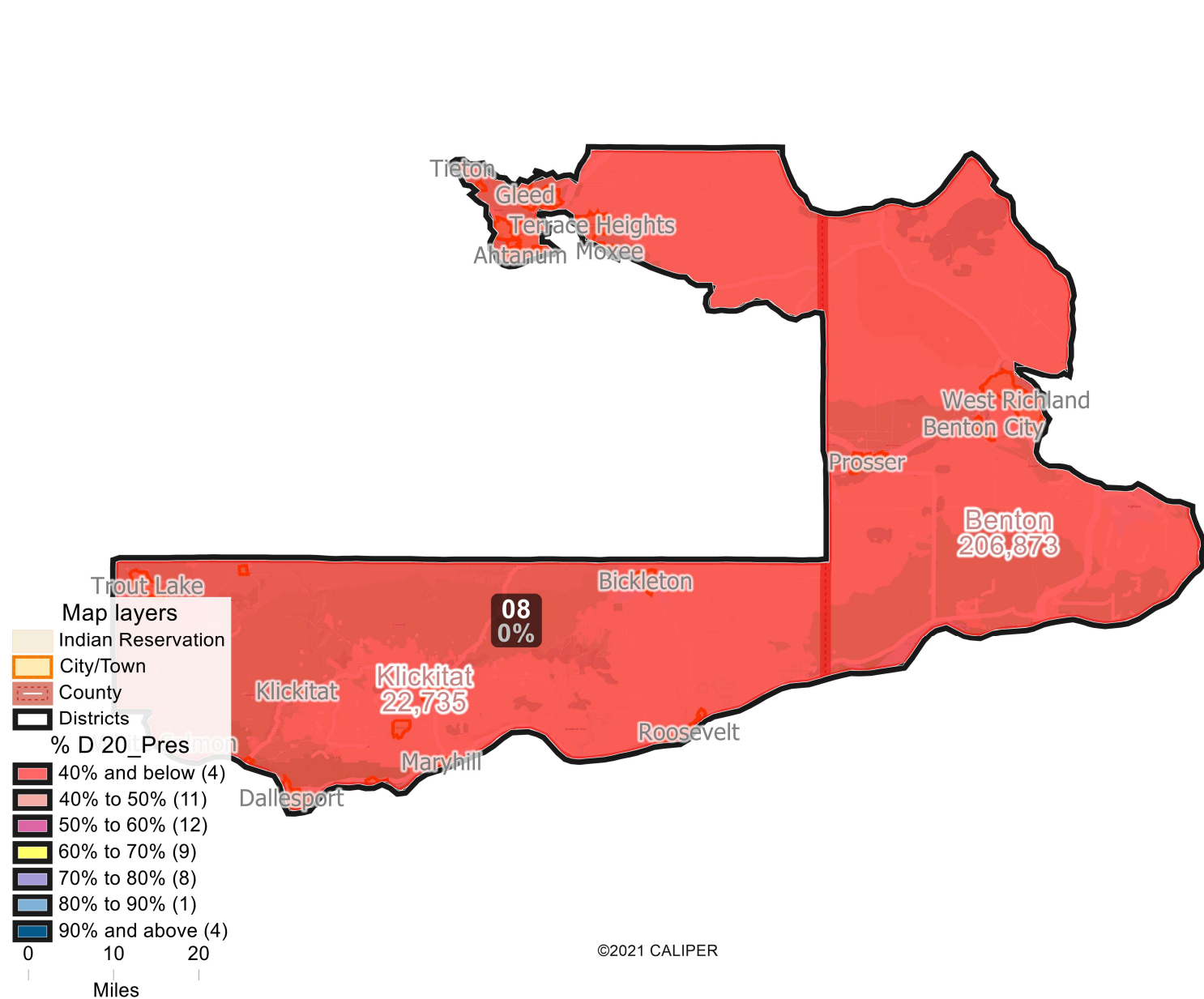
Field	Value
District	07
Population	157288
ernate Schwartzberg	1.76
Polsby Popper	0.32
Deviation	37
% Deviation	0.01%
NH_Wht	134757
% NH_Wht	85.68%
AP_Blkc	2738
% AP_Blkc	1.74%
AP_Ind	6320
% AP_Ind	4.02%
AP_Asn	4317
% AP_Asn	2.74%
AP_Hwn	1075
% AP_Hwn	0.68%
AP_Oth	6964
% AP_Oth	4.43%
Hispanic Origin	7251
% Hispanic Origin	4.61%
18+_Pop	122190
NH18+_Wht	107217
% NH18+_Wht	87.75%
18+_AP_Blkc	1539
% 18+_AP_Blkc	1.26%
18+_AP_Ind	4424
% 18+_AP_Ind	3.62%
18+_AP_Asn	2838
% 18+_AP_Asn	2.32%
18+_AP_Hwn	637
% 18+_AP_Hwn	0.52%
18+_AP_Oth	4793
% 18+_AP_Oth	3.92%
H18+_Pop	4515
% H18+_Pop	3.7%
D 20_Pres	32992.46
% D 20_Pres	35.52%
R 20_Pres	59887.75
% R 20_Pres	64.48%
20_Pres	92880.21



©2021 CALIPER

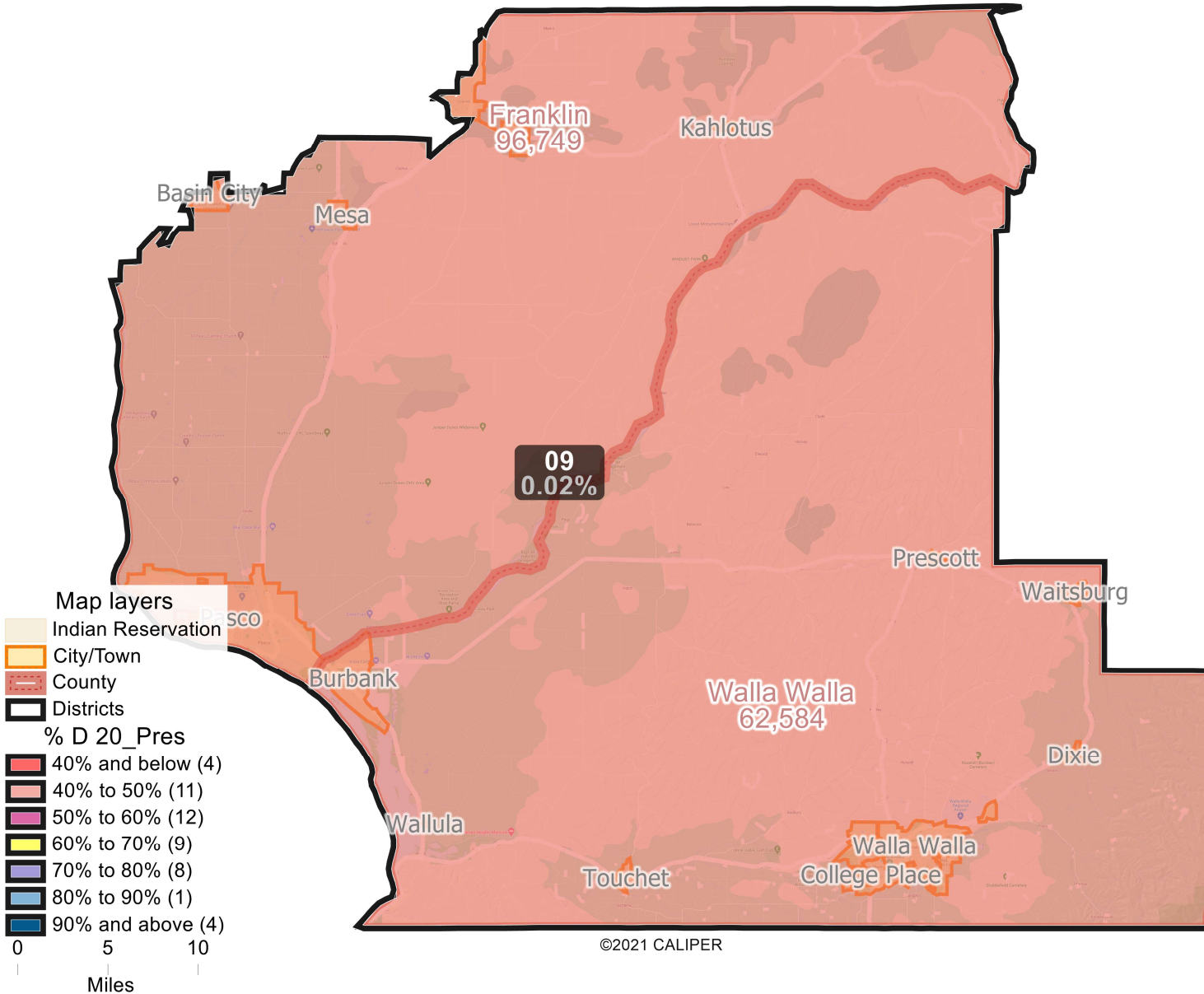


# District: 08



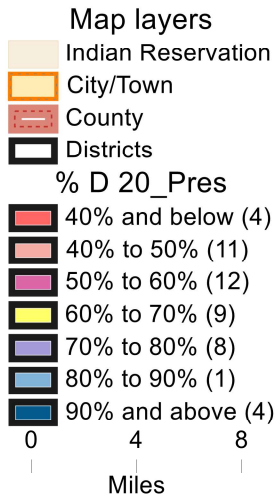
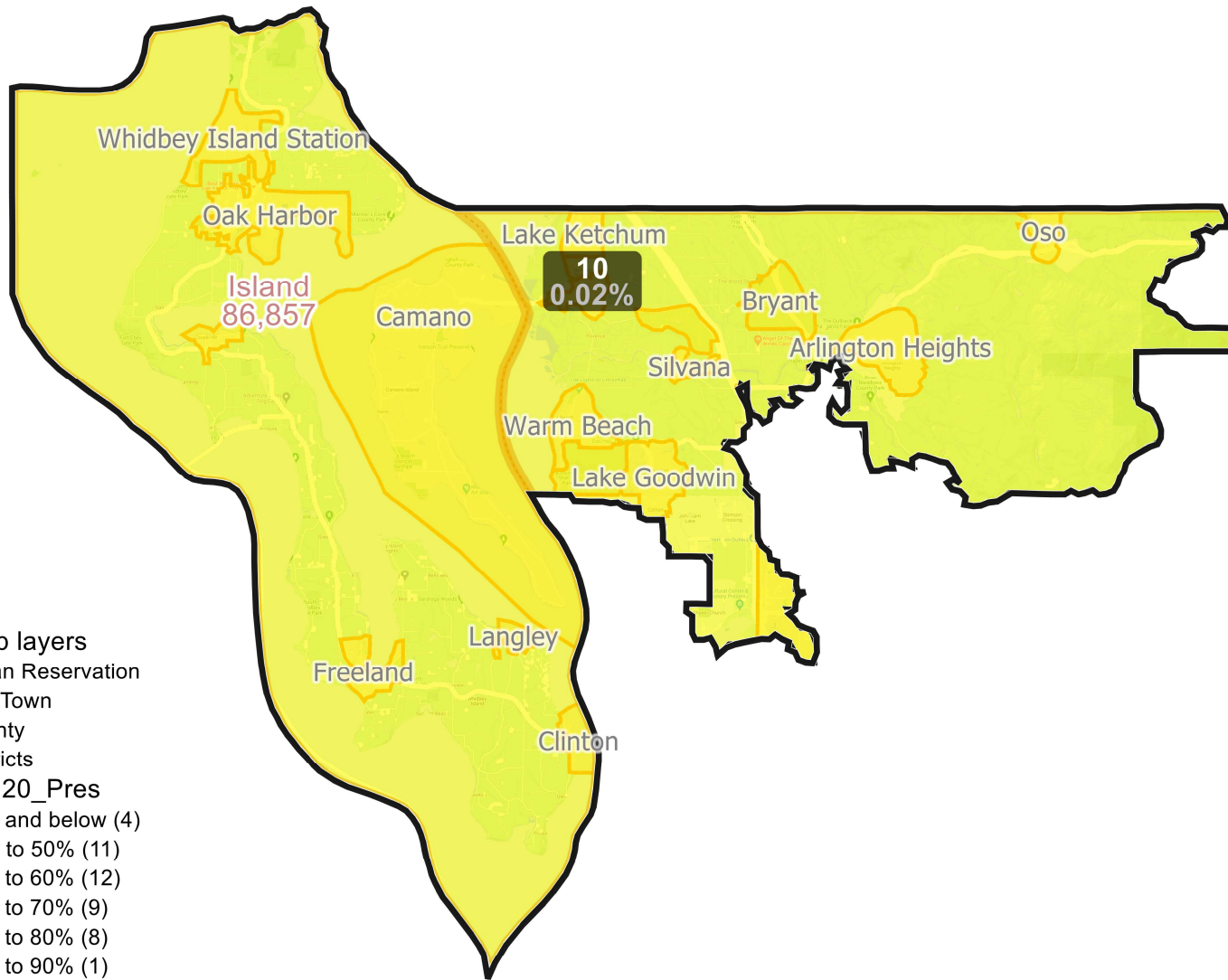
Field	Value
District	08
Population	157259
ernate Schwartzberg	2.42
Polsby Popper	0.17
Deviation	8
% Deviation	0%
NH_Wht	105944
% NH_Wht	67.37%
AP_BlK	2463
% AP_BlK	1.57%
AP_Ind	6427
% AP_Ind	4.09%
AP_Asn	4218
% AP_Asn	2.68%
AP_Hwn	613
% AP_Hwn	0.39%
AP_Oth	31762
% AP_Oth	20.2%
Hispanic Origin	38210
% Hispanic Origin	24.3%
18+_Pop	118918
NH18+_Wht	85469
% NH18+_Wht	71.87%
18+_AP_BlK	1478
% 18+_AP_BlK	1.24%
18+_AP_Ind	4511
% 18+_AP_Ind	3.79%
18+_AP_Asn	2868
% 18+_AP_Asn	2.41%
18+_AP_Hwn	417
% 18+_AP_Hwn	0.35%
18+_AP_Oth	20923
% 18+_AP_Oth	17.59%
H18+_Pop	24058
% H18+_Pop	20.23%

# District: 09



Field	Value
District	09
Population	157302
ernate Schwartzberg	1.41
Polsby Popper	0.5
Deviation	51
% Deviation	0.02%
NH_Wht	78798
% NH_Wht	50.09%
AP_BlK	4389
% AP_BlK	2.79%
AP_Ind	5254
% AP_Ind	3.34%
AP_Asn	4681
% AP_Asn	2.98%
AP_Hwn	1098
% AP_Hwn	0.7%
AP_Oth	53776
% AP_Oth	34.19%
Hispanic Origin	65689
% Hispanic Origin	41.76%
18+_Pop	114573
NH18+_Wht	63648
% NH18+_Wht	55.55%
18+_AP_BlK	3109
% 18+_AP_BlK	2.71%
18+_AP_Ind	3762
% 18+_AP_Ind	3.28%
18+_AP_Asn	3361
% 18+_AP_Asn	2.93%
18+_AP_Hwn	798
% 18+_AP_Hwn	0.7%
18+_AP_Oth	34721
% 18+_AP_Oth	30.3%
H18+_Pop	41257
% H18+_Pop	36.01%

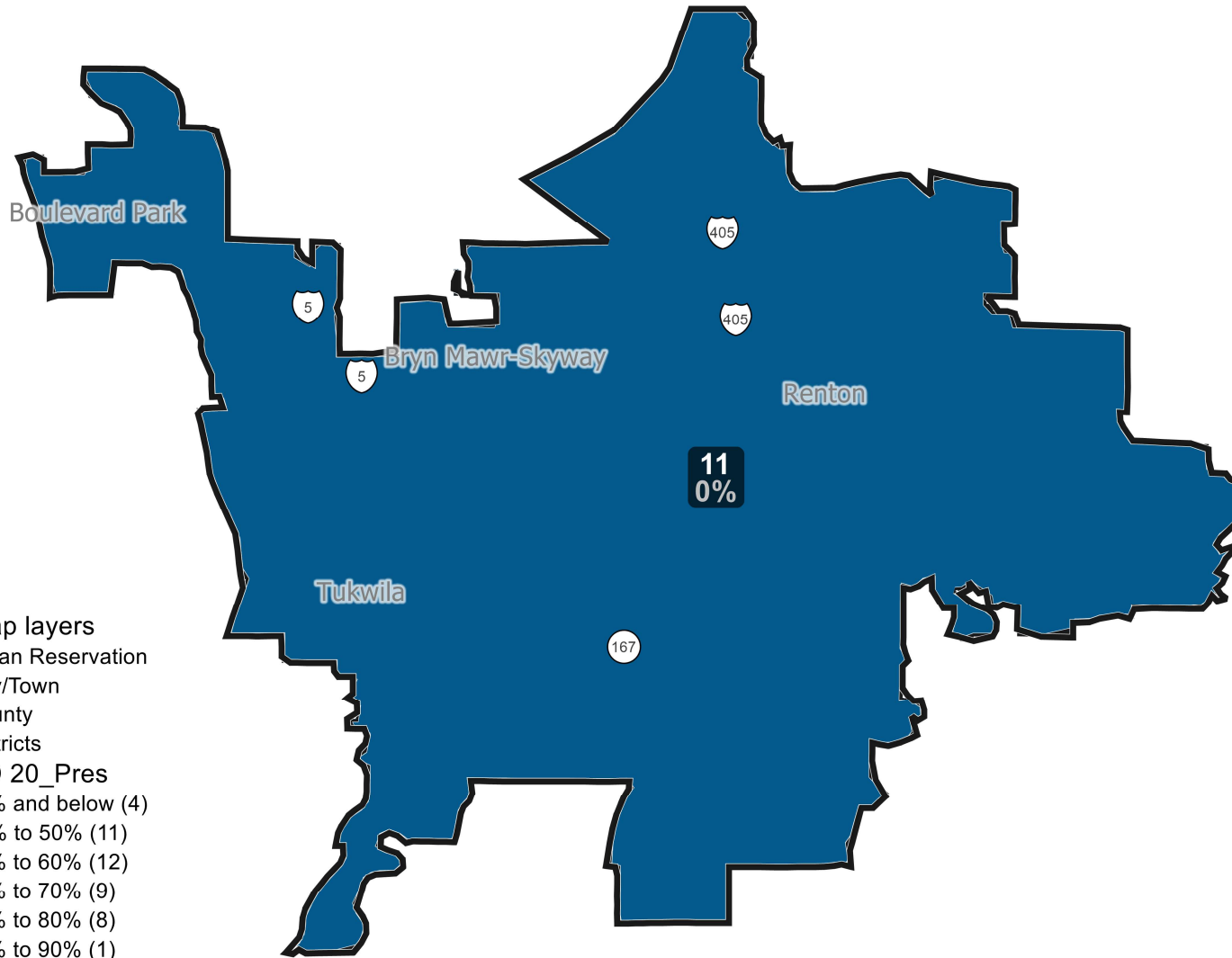
# District: 10



©2021 CALIPER

Field	Value
District	10
Population	157310
ernate Schwartzberg	2.28
Polsby Popper	0.19
Deviation	59
% Deviation	0.02%
NH_Wht	119518
% NH_Wht	75.98%
AP_BlK	5571
% AP_BlK	3.54%
AP_Ind	7476
% AP_Ind	4.75%
AP_Asn	10058
% AP_Asn	6.39%
AP_Hwn	1725
% AP_Hwn	1.1%
AP_Oth	11590
% AP_Oth	7.37%
Hispanic Origin	13755
% Hispanic Origin	8.74%
18+_Pop	126186
NH18+_Wht	99771
% NH18+_Wht	79.07%
18+_AP_BlK	3601
% 18+_AP_BlK	2.85%
18+_AP_Ind	5314
% 18+_AP_Ind	4.21%
18+_AP_Asn	7345
% 18+_AP_Asn	5.82%
18+_AP_Hwn	1133
% 18+_AP_Hwn	0.9%
18+_AP_Oth	8117
% 18+_AP_Oth	6.43%
H18+_Pop	8880
% H18+_Pop	7.04%

# District: 11



Field	Value
District	11
Population	157266
ernate Schwartzberg	2.45
Polsby Popper	0.17
Deviation	15
% Deviation	0%
NH_Wht	59477
% NH_Wht	37.82%
AP_BlK	24778
% AP_BlK	15.76%
AP_Ind	4763
% AP_Ind	3.03%
AP_Asn	45725
% AP_Asn	29.07%
AP_Hwn	2854
% AP_Hwn	1.81%
AP_Oth	20825
% AP_Oth	13.24%
Hispanic Origin	24133
% Hispanic Origin	15.35%
18+_Pop	123994
NH18+_Wht	51630
% NH18+_Wht	41.64%
18+_AP_BlK	17885
% 18+_AP_BlK	14.42%
18+_AP_Ind	3604
% 18+_AP_Ind	2.91%
18+_AP_Asn	34772
% 18+_AP_Asn	28.04%
18+_AP_Hwn	2037
% 18+_AP_Hwn	1.64%
18+_AP_Oth	14647
% 18+_AP_Oth	11.81%
H18+_Pop	16426
% H18+_Pop	13.25%

**Map layers**

- Indian Reservation
- City/Town
- County
- Districts

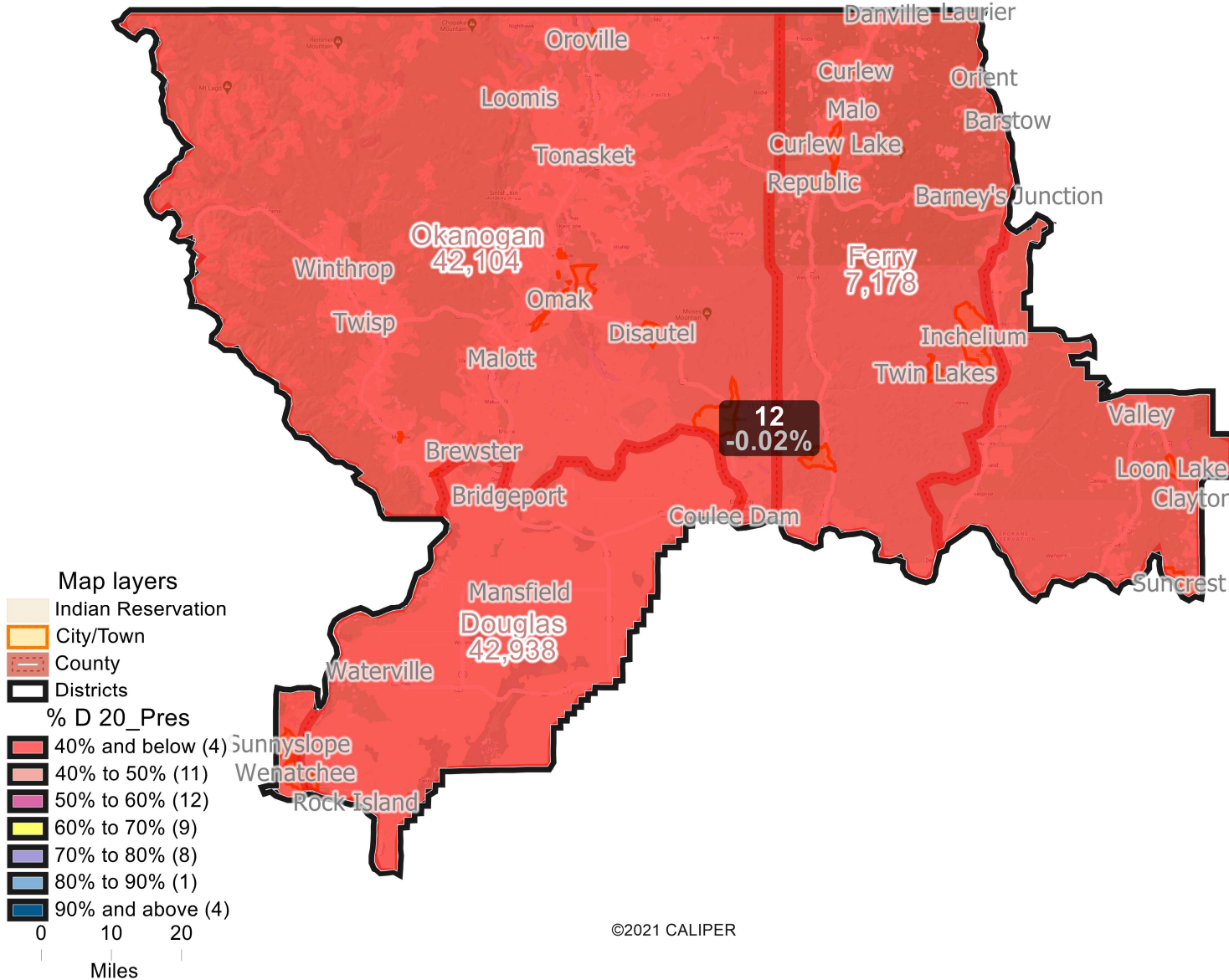
**% D 20\_Pres**

- 40% and below (4)
- 40% to 50% (11)
- 50% to 60% (12)
- 60% to 70% (9)
- 70% to 80% (8)
- 80% to 90% (1)
- 90% and above (4)

0 .75 1.5  
Miles



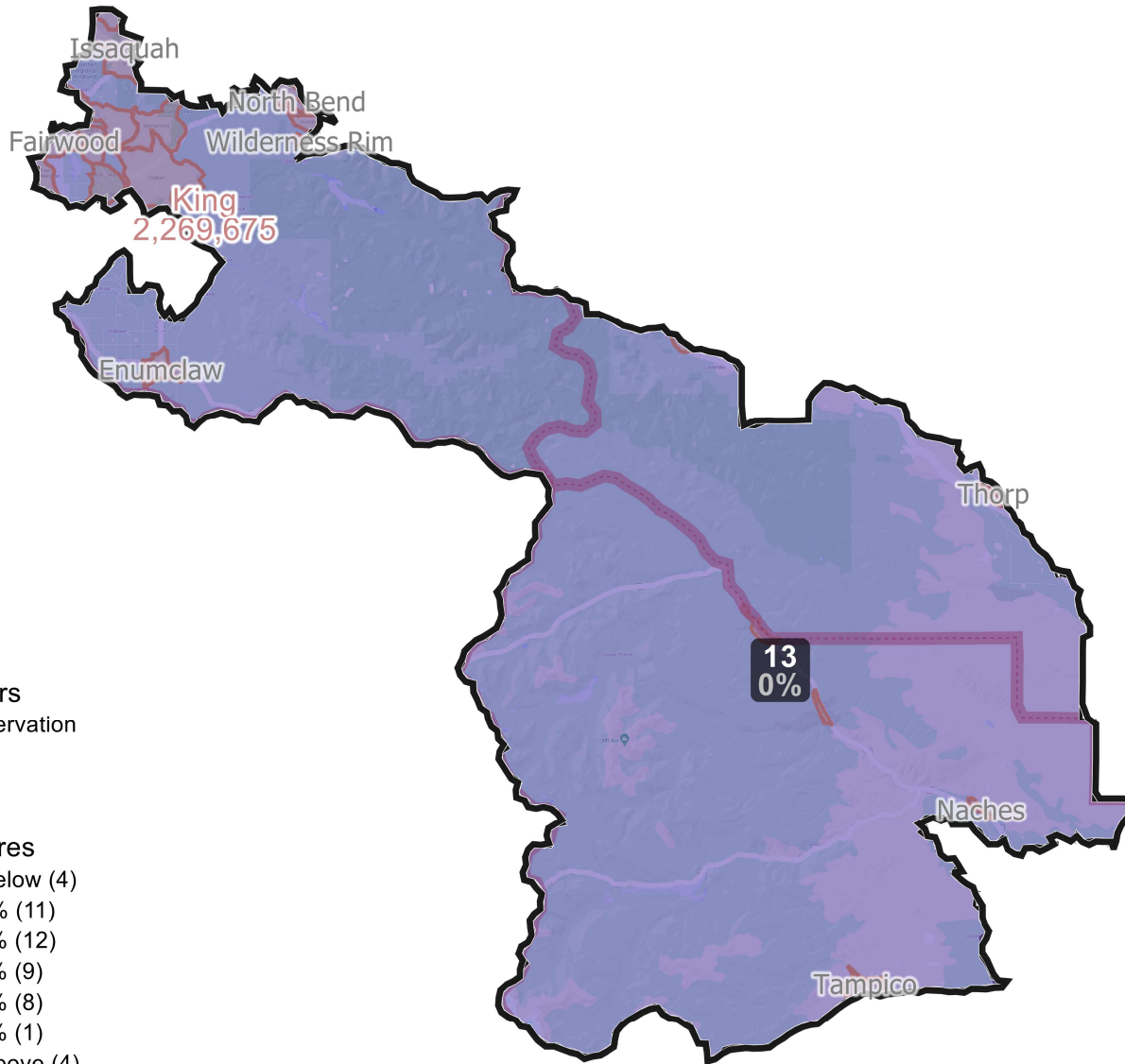
# District: 12



Field	Value
District	12
Population	157175
ernate Schwartzberg	1.99
Polsby Popper	0.25
Deviation	-76
% Deviation	-0.02%
NH_Wht	101190
% NH_Wht	64.38%
AP_BlK	1542
% AP_BlK	0.98%
AP_Ind	14361
% AP_Ind	9.14%
AP_Asn	2879
% AP_Asn	1.83%
AP_Hwn	681
% AP_Hwn	0.43%
AP_Oth	32095
% AP_Oth	20.42%
Hispanic Origin	37080
% Hispanic Origin	23.59%
18+_Pop	121030
NH18+_Wht	83811
% NH18+_Wht	69.25%
18+_AP_BlK	898
% 18+_AP_BlK	0.74%
18+_AP_Ind	9934
% 18+_AP_Ind	8.21%
18+_AP_Asn	1929
% 18+_AP_Asn	1.59%
18+_AP_Hwn	463
% 18+_AP_Hwn	0.38%
18+_AP_Oth	21406
% 18+_AP_Oth	17.69%
H18+_Pop	23826
% H18+_Pop	19.69%

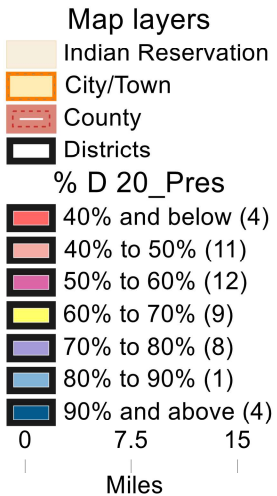


# District: 13

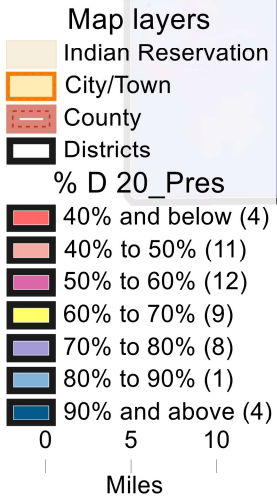
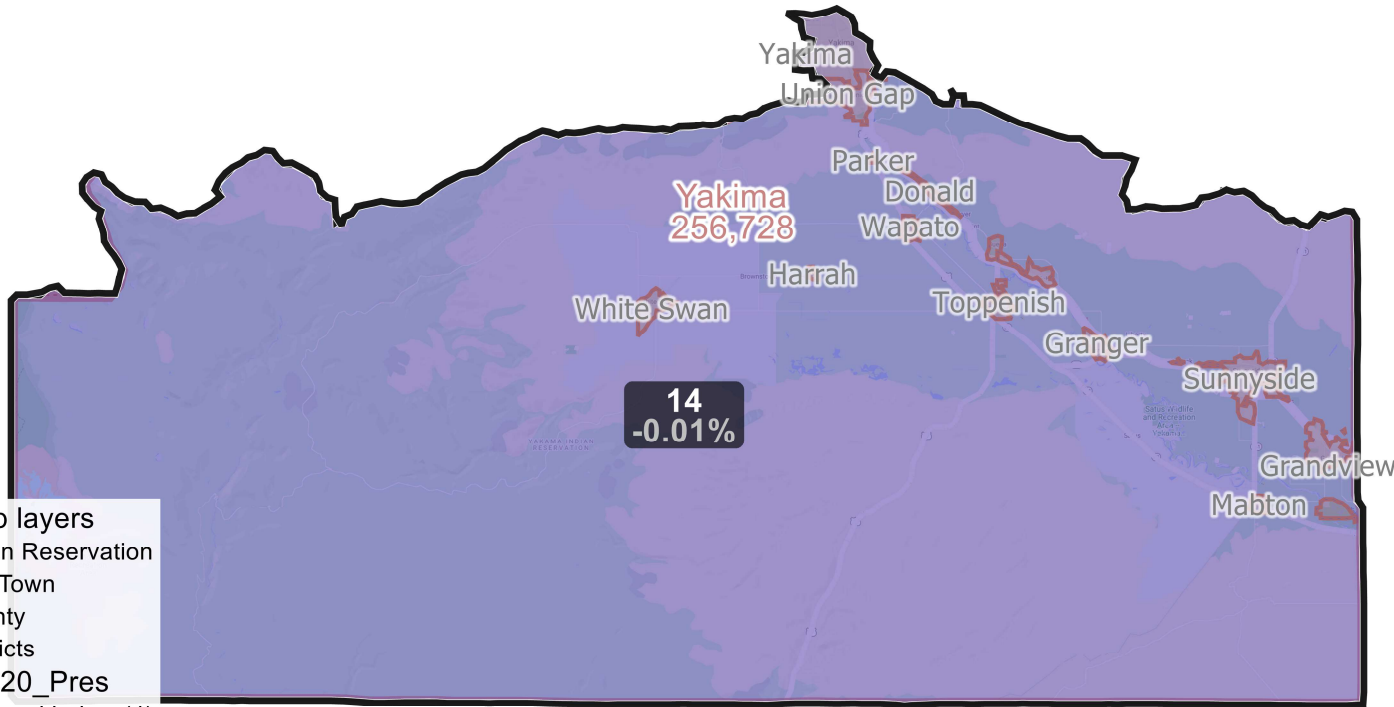


©2021 CALIPER

Field	Value
District	13
Population	157260
ernate Schwartzberg	2.66
Polsby Popper	0.14
Deviation	9
% Deviation	0%
NH_Wht	107050
% NH_Wht	68.07%
AP_BlK	6773
% AP_BlK	4.31%
AP_Ind	5860
% AP_Ind	3.73%
AP_Asn	23024
% AP_Asn	14.64%
AP_Hwn	1563
% AP_Hwn	0.99%
AP_Oth	12606
% AP_Oth	8.02%
Hispanic Origin	13958
% Hispanic Origin	8.88%
18+_Pop	122743
NH18+_Wht	87279
% NH18+_Wht	71.11%
18+_AP_BlK	4362
% 18+_AP_BlK	3.55%
18+_AP_Ind	4147
% 18+_AP_Ind	3.38%
18+_AP_Asn	16851
% 18+_AP_Asn	13.73%
18+_AP_Hwn	1039
% 18+_AP_Hwn	0.85%
18+_AP_Oth	8739
% 18+_AP_Oth	7.12%
H18+_Pop	9142
% H18+_Pop	7.45%



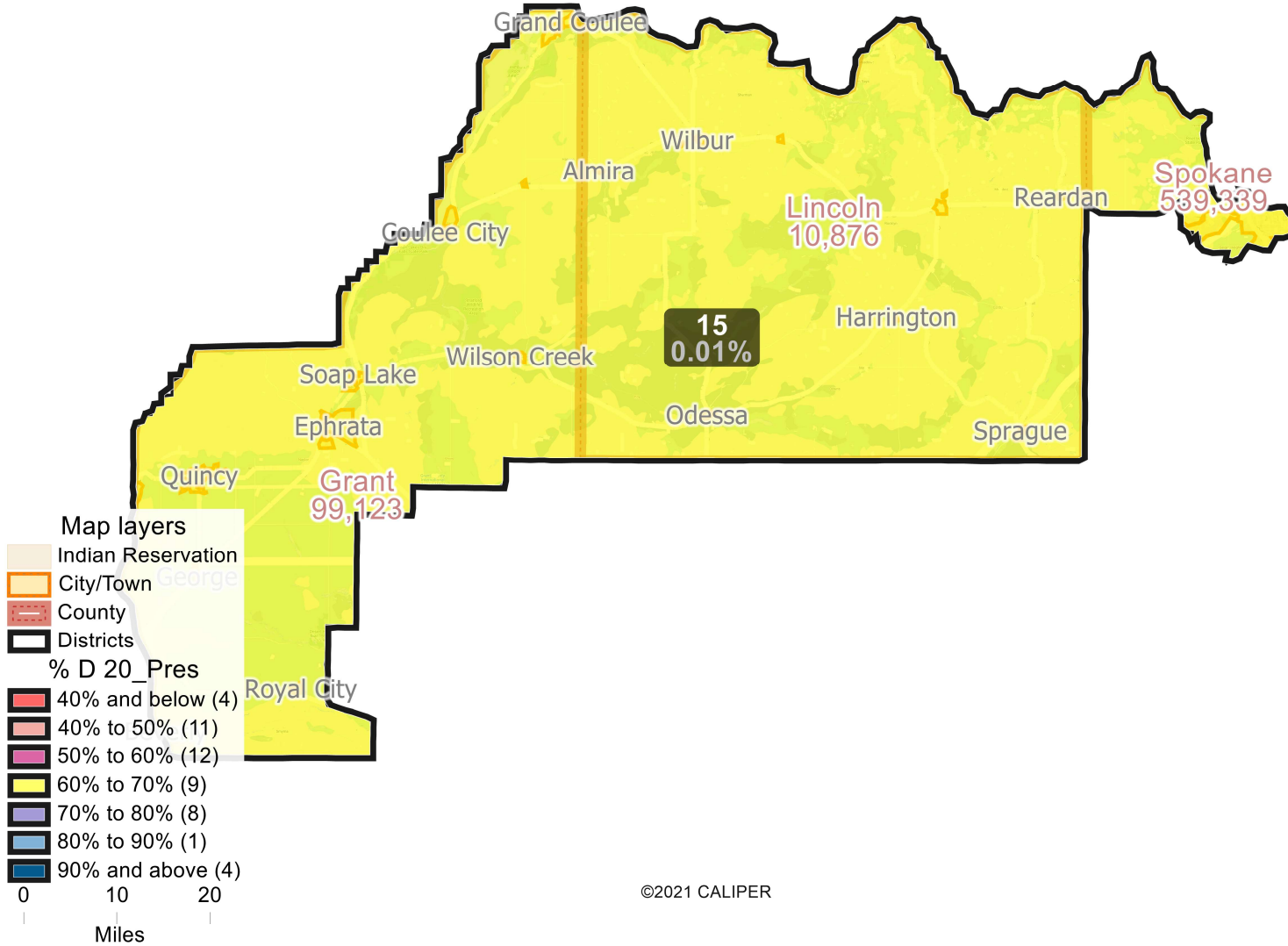
# District: 14



©2021 CALIPER

Field	Value
District	14
Population	157219
ernate Schwartzberg	1.5
Polsby Popper	0.44
Deviation	-32
% Deviation	-0.01%
NH_Wht	37218
% NH_Wht	23.67%
AP_BlK	2415
% AP_BlK	1.54%
AP_Ind	15756
% AP_Ind	10.02%
AP_Asn	2429
% AP_Asn	1.54%
AP_Hwn	533
% AP_Hwn	0.34%
AP_Oth	85469
% AP_Oth	54.36%
Hispanic Origin	105040
% Hispanic Origin	66.81%
18+_Pop	108369
NH18+_Wht	31367
% NH18+_Wht	28.94%
18+_AP_BlK	1491
% 18+_AP_BlK	1.38%
18+_AP_Ind	10360
% 18+_AP_Ind	9.56%
18+_AP_Asn	1712
% 18+_AP_Asn	1.58%
18+_AP_Hwn	333
% 18+_AP_Hwn	0.31%
18+_AP_Oth	55304
% 18+_AP_Oth	51.03%
H18+_Pop	66426
% H18+_Pop	61.3%

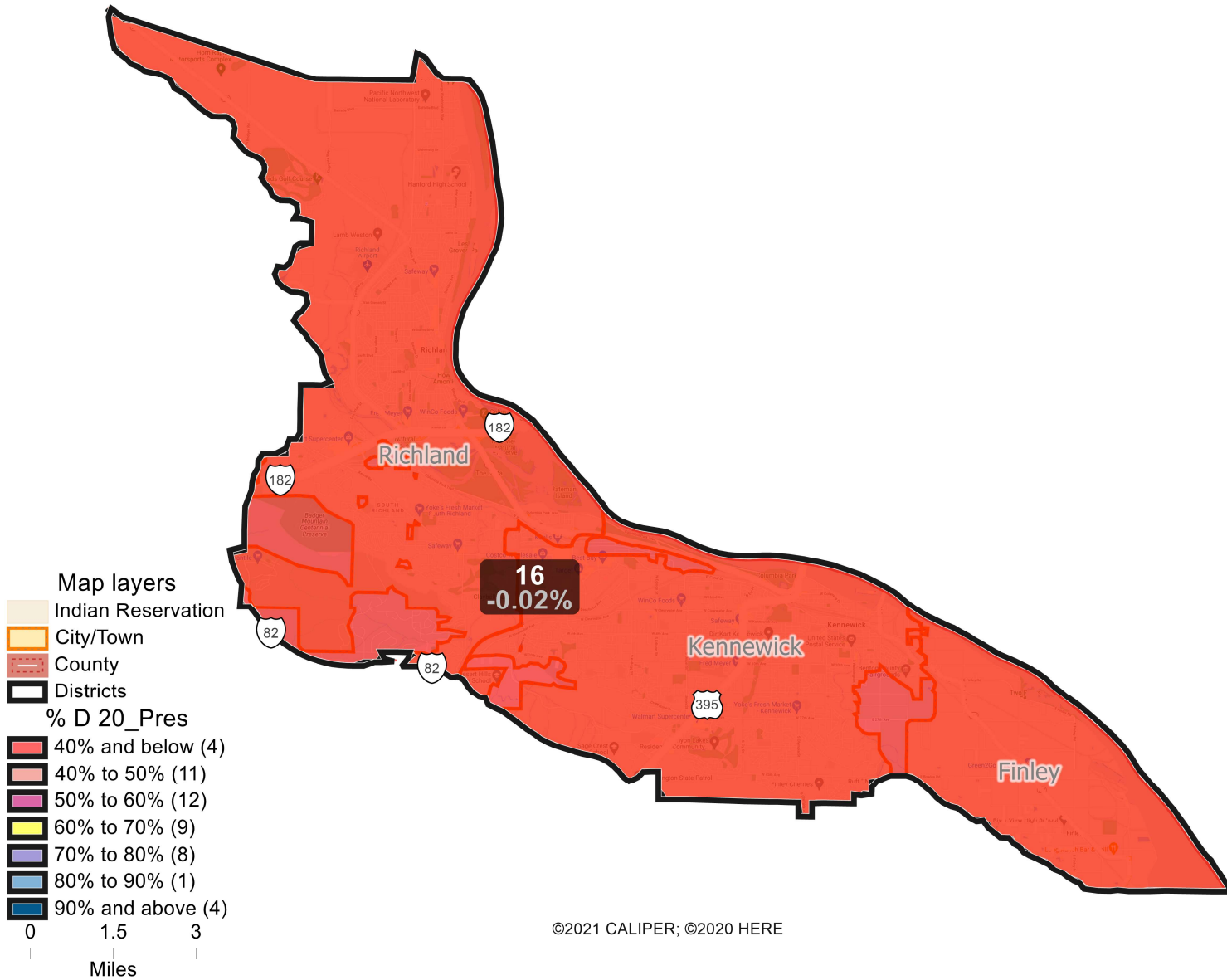
# District: 15



©2021 CALIPER

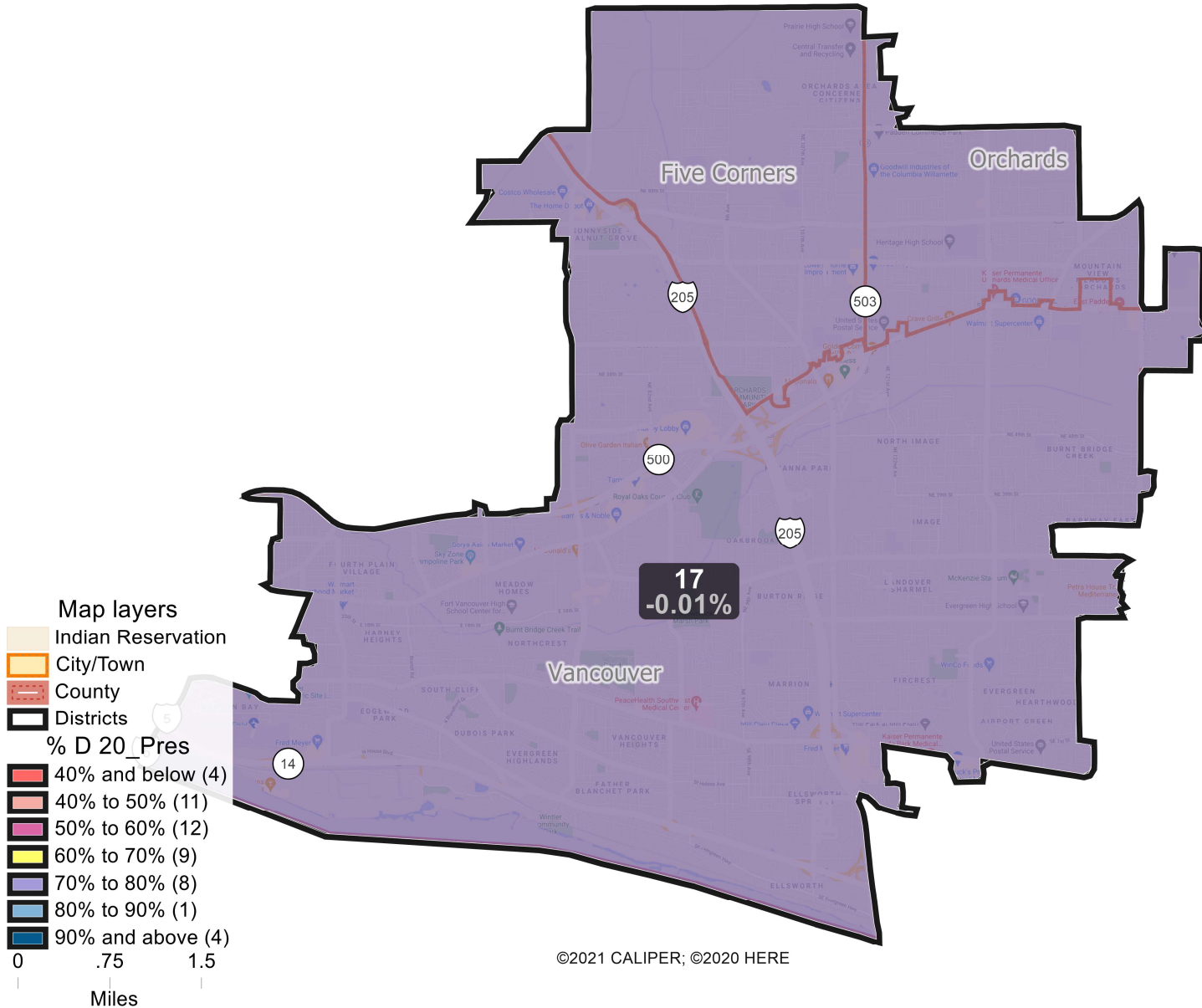
Field	Value
District	15
Population	157274
ernate Schwartzberg	1.99
Polsby Popper	0.25
Deviation	23
% Deviation	0.01%
NH_Wht	113471
% NH_Wht	72.15%
AP_BlK	5370
% AP_BlK	3.41%
AP_Ind	7262
% AP_Ind	4.62%
AP_Asn	5813
% AP_Asn	3.7%
AP_Hwn	1471
% AP_Hwn	0.94%
AP_Oth	20891
% AP_Oth	13.28%
Hispanic Origin	24817
% Hispanic Origin	15.78%
18+_Pop	121698
NH18+_Wht	92317
% NH18+_Wht	75.86%
18+_AP_BlK	3308
% 18+_AP_BlK	2.72%
18+_AP_Ind	5246
% 18+_AP_Ind	4.31%
18+_AP_Asn	4063
% 18+_AP_Asn	3.34%
18+_AP_Hwn	901
% 18+_AP_Hwn	0.74%
18+_AP_Oth	14045
% 18+_AP_Oth	11.54%
H18+_Pop	15948
% H18+_Pop	13.1%

# District: 16



Field	Value
District	16
Population	157200
ernate Schwartzberg	2.06
Polsby Popper	0.24
Deviation	-51
% Deviation	-0.02%
NH_Wht	102635
% NH_Wht	65.29%
AP_BlK	4498
% AP_BlK	2.86%
AP_Ind	5441
% AP_Ind	3.46%
AP_Asn	8115
% AP_Asn	5.16%
AP_Hwn	1080
% AP_Hwn	0.69%
AP_Oth	29194
% AP_Oth	18.57%
Hispanic Origin	36529
% Hispanic Origin	23.24%
18+_Pop	116595
NH18+_Wht	81806
% NH18+_Wht	70.16%
18+_AP_BlK	2589
% 18+_AP_BlK	2.22%
18+_AP_Ind	3841
% 18+_AP_Ind	3.29%
18+_AP_Asn	5594
% 18+_AP_Asn	4.8%
18+_AP_Hwn	630
% 18+_AP_Hwn	0.54%
18+_AP_Oth	18572
% 18+_AP_Oth	15.93%
H18+_Pop	22246
% H18+_Pop	19.08%

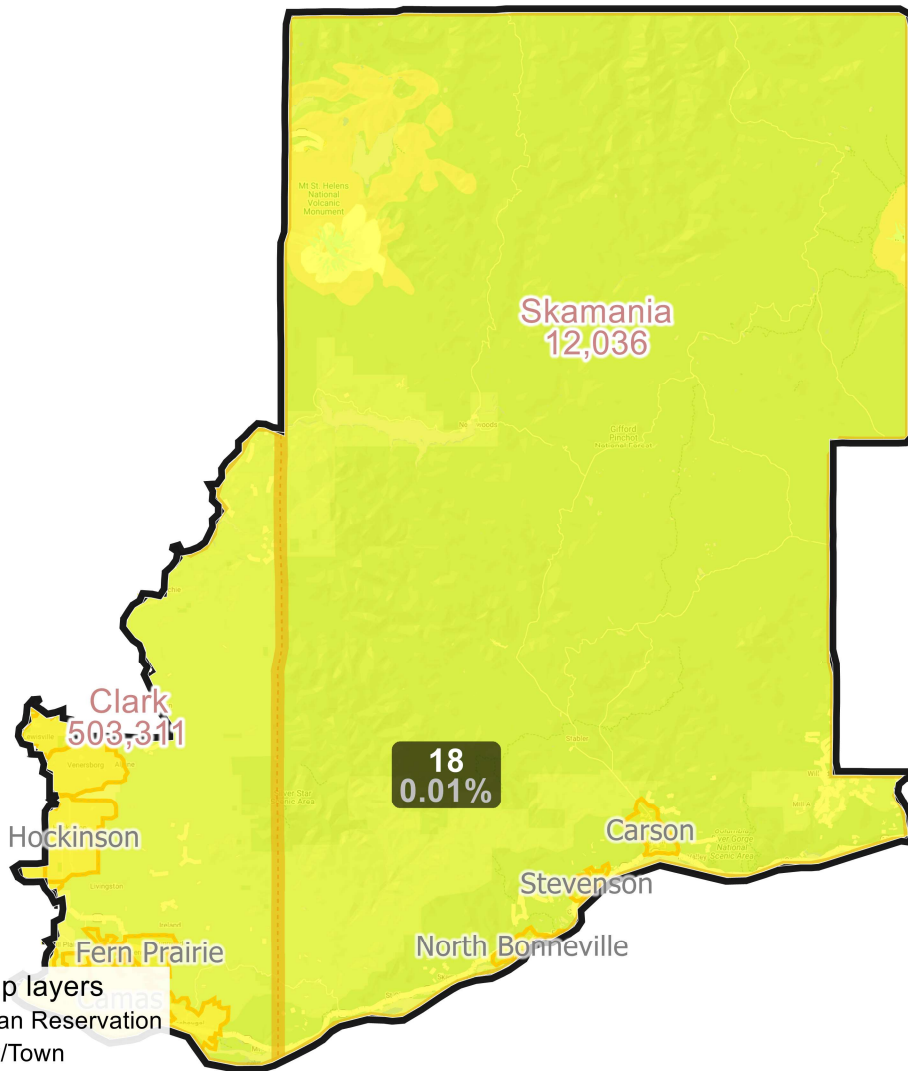
# District: 17



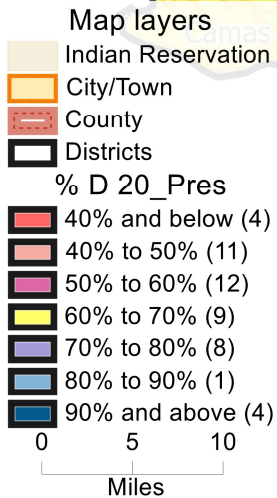
Field	Value
District	17
Population	157222
ernate Schwartzberg	1.91
Polsby Popper	0.27
Deviation	-29
% Deviation	-0.01%
NH_Whit	103458
% NH_Whit	65.8%
AP_Black	8264
% AP_Black	5.26%
AP_Indian	6203
% AP_Indian	3.95%
AP_Asian	10740
% AP_Asian	6.83%
AP_Hispanic	4389
% AP_Hispanic	2.79%
AP_Other	21477
% AP_Other	13.66%
Hispanic Origin	26546
% Hispanic Origin	16.88%
18+_Pop	121160
NH18+_Whit	84956
% NH18+_Whit	70.12%
18+_AP_Black	5246
% 18+_AP_Black	4.33%
18+_AP_Indian	4557
% 18+_AP_Indian	3.76%
18+_AP_Asian	7950
% 18+_AP_Asian	6.56%
18+_AP_Hispanic	2791
% 18+_AP_Hispanic	2.3%
18+_AP_Other	14123
% 18+_AP_Other	11.66%
H18+_Pop	16657
% H18+_Pop	13.75%



# District: 18

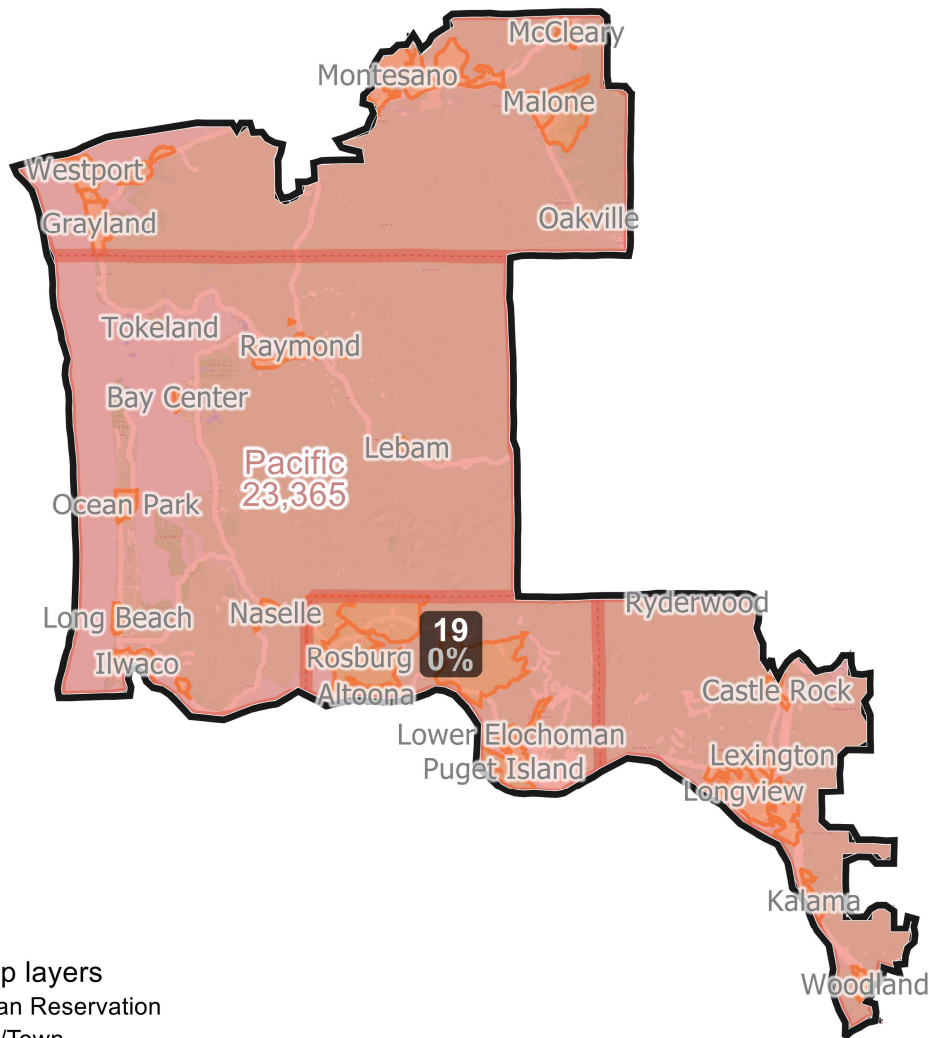


Field	Value
District	18
Population	157286
ernate Schwartzberg	1.56
Polsby Popper	0.41
Deviation	35
% Deviation	0.01%
NH_Wht	117565
% NH_Wht	74.75%
AP_Blkc	4845
% AP_Blkc	3.08%
AP_Ind	5105
% AP_Ind	3.25%
AP_Asn	14410
% AP_Asn	9.16%
AP_Hwn	2057
% AP_Hwn	1.31%
AP_Oth	11773
% AP_Oth	7.49%
Hispanic Origin	13908
% Hispanic Origin	8.84%
18+_Pop	119750
NH18+_Wht	92633
% NH18+_Wht	77.36%
18+_AP_Blkc	3034
% 18+_AP_Blkc	2.53%
18+_AP_Ind	3688
% 18+_AP_Ind	3.08%
18+_AP_Asn	10178
% 18+_AP_Asn	8.5%
18+_AP_Hwn	1281
% 18+_AP_Hwn	1.07%
18+_AP_Oth	7980
% 18+_AP_Oth	6.66%
H18+_Pop	8774
% H18+_Pop	7.33%
D 20_Pres	45278.42
% D 20_Pres	51%
R 20_Pres	43496.88
% R 20_Pres	49%
20_Pres	88775.31

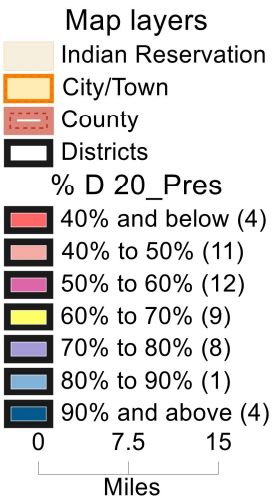


©2021 CALIPER

# District: 19

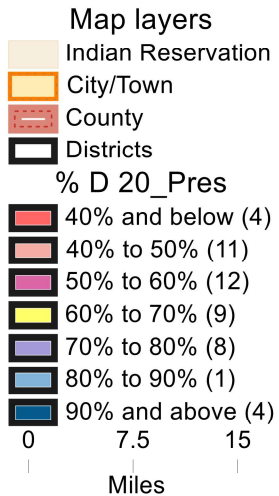
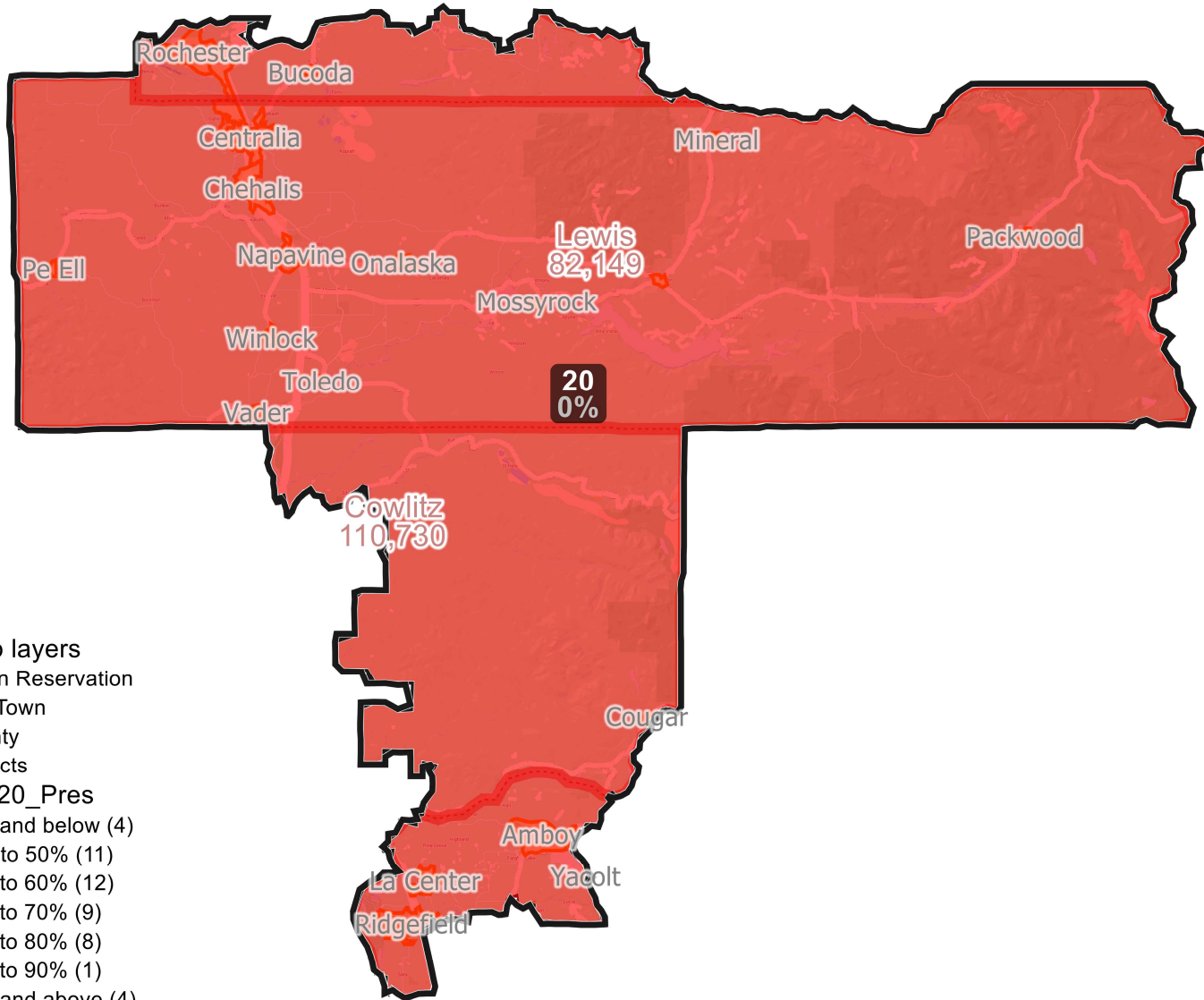


Field	Value
District	19
Population	157259
ernate Schwartzberg	2.2
Polsby Popper	0.21
Deviation	8
% Deviation	0%
NH_Wht	124491
% NH_Wht	79.16%
AP_Blkc	3040
% AP_Blkc	1.93%
AP_Ind	8982
% AP_Ind	5.71%
AP_Asn	4376
% AP_Asn	2.78%
AP_Hwn	1472
% AP_Hwn	0.94%
AP_Oth	12801
% AP_Oth	8.14%
Hispanic Origin	14931
% Hispanic Origin	9.49%
18+_Pop	124014
NH18+_Wht	101957
% NH18+_Wht	82.21%
18+_AP_Blkc	1948
% 18+_AP_Blkc	1.57%
18+_AP_Ind	6466
% 18+_AP_Ind	5.21%
18+_AP_Asn	3068
% 18+_AP_Asn	2.47%
18+_AP_Hwn	956
% 18+_AP_Hwn	0.77%
18+_AP_Oth	8455
% 18+_AP_Oth	6.82%
H18+_Pop	9045
% H18+_Pop	7.29%
D 20_Pres	35748.25
% D 20_Pres	43.31%
R 20_Pres	46797.67
% R 20_Pres	56.69%
20_Pres	82545.92



©2021 CALIPER

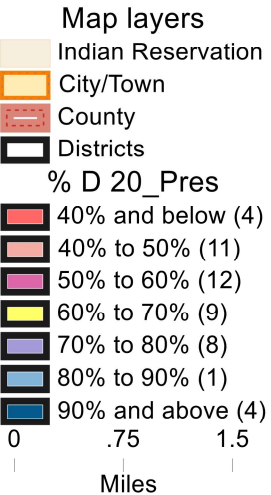
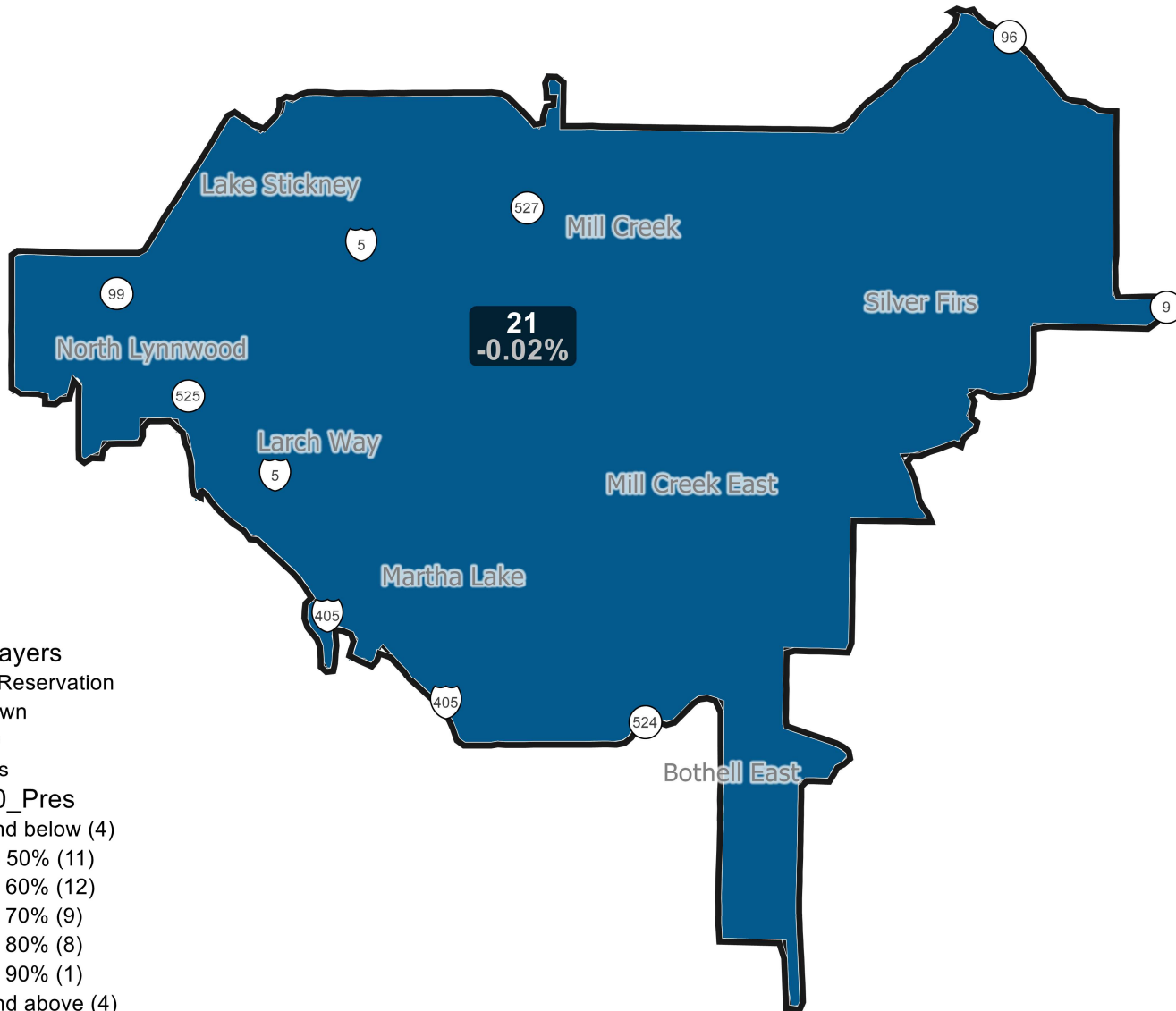
# District: 20



©2021 CALIPER

Field	Value
District	20
Population	157264
ernate Schwartzberg	2.14
Polsby Popper	0.22
Deviation	13
% Deviation	0%
NH_Wht	127792
% NH_Wht	81.26%
AP_BlK	2391
% AP_BlK	1.52%
AP_Ind	7125
% AP_Ind	4.53%
AP_Asn	4152
% AP_Asn	2.64%
AP_Hwn	1133
% AP_Hwn	0.72%
AP_Oth	12379
% AP_Oth	7.87%
Hispanic Origin	14227
% Hispanic Origin	9.05%
18+_Pop	120277
NH18+_Wht	100925
% NH18+_Wht	83.91%
18+_AP_BlK	1385
% 18+_AP_BlK	1.15%
18+_AP_Ind	5155
% 18+_AP_Ind	4.29%
18+_AP_Asn	2760
% 18+_AP_Asn	2.29%
18+_AP_Hwn	678
% 18+_AP_Hwn	0.56%
18+_AP_Oth	8166
% 18+_AP_Oth	6.79%
H18+_Pop	8523
% H18+_Pop	7.09%

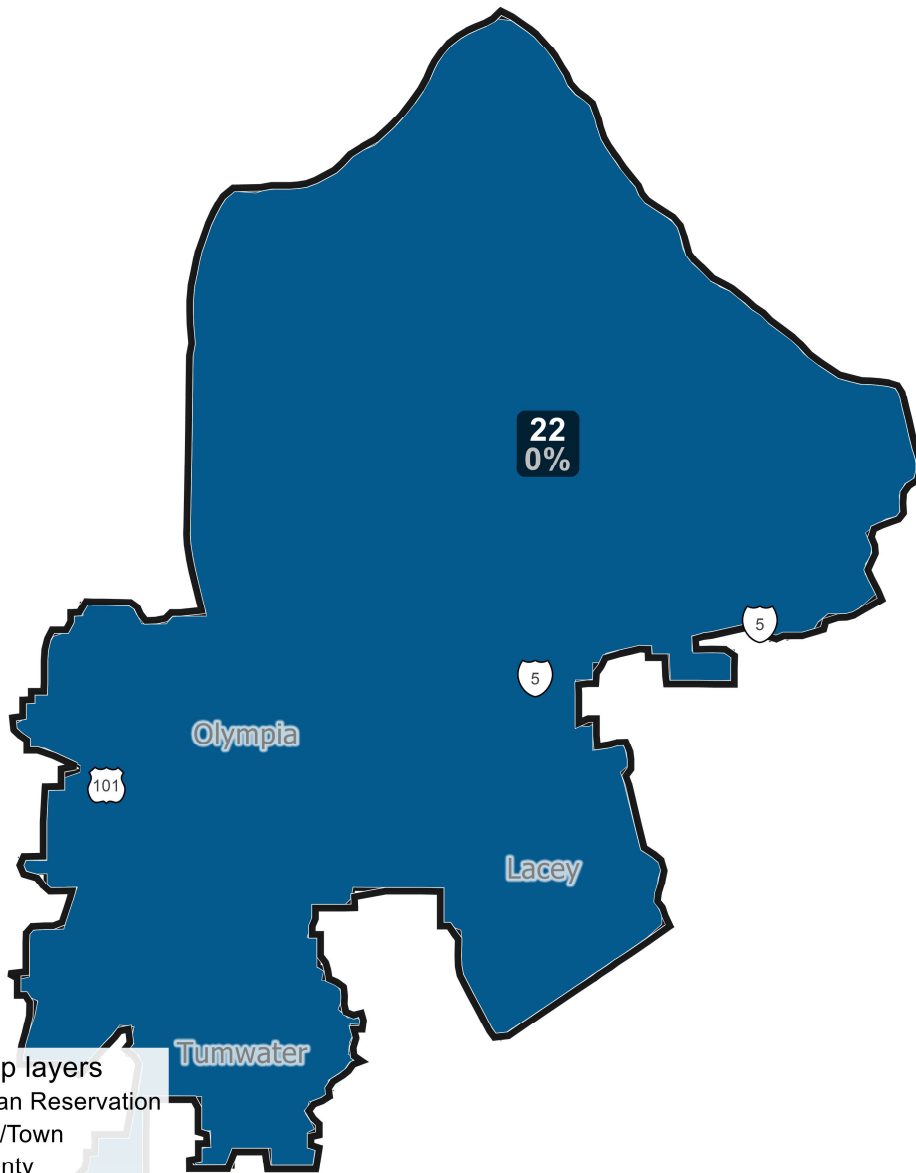
# District: 21



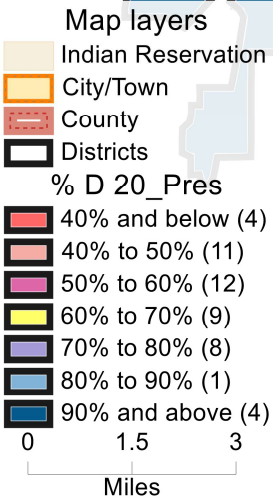
©2021 CALIPER; ©2020 HERE

Field	Value
District	21
Population	157202
ernate Schwartzberg	1.84
Polsby Popper	0.3
Deviation	-49
% Deviation	-0.02%
NH_Wht	79341
% NH_Wht	50.47%
AP_BlK	9965
% AP_BlK	6.34%
AP_Ind	3616
% AP_Ind	2.3%
AP_Asn	47512
% AP_Asn	30.22%
AP_Hwn	1929
% AP_Hwn	1.23%
AP_Oth	14461
% AP_Oth	9.2%
Hispanic Origin	15998
% Hispanic Origin	10.18%
18+_Pop	117934
NH18+_Wht	63416
% NH18+_Wht	53.77%
18+_AP_BlK	6520
% 18+_AP_BlK	5.53%
18+_AP_Ind	2484
% 18+_AP_Ind	2.11%
18+_AP_Asn	33874
% 18+_AP_Asn	28.72%
18+_AP_Hwn	1270
% 18+_AP_Hwn	1.08%
18+_AP_Oth	9979
% 18+_AP_Oth	8.46%
H18+_Pop	10557
% H18+_Pop	8.95%

# District: 22



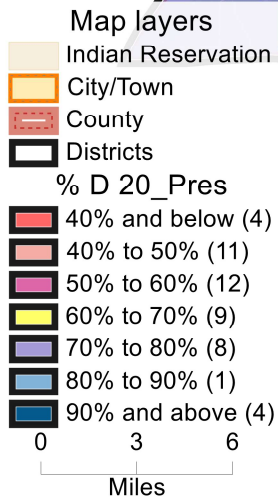
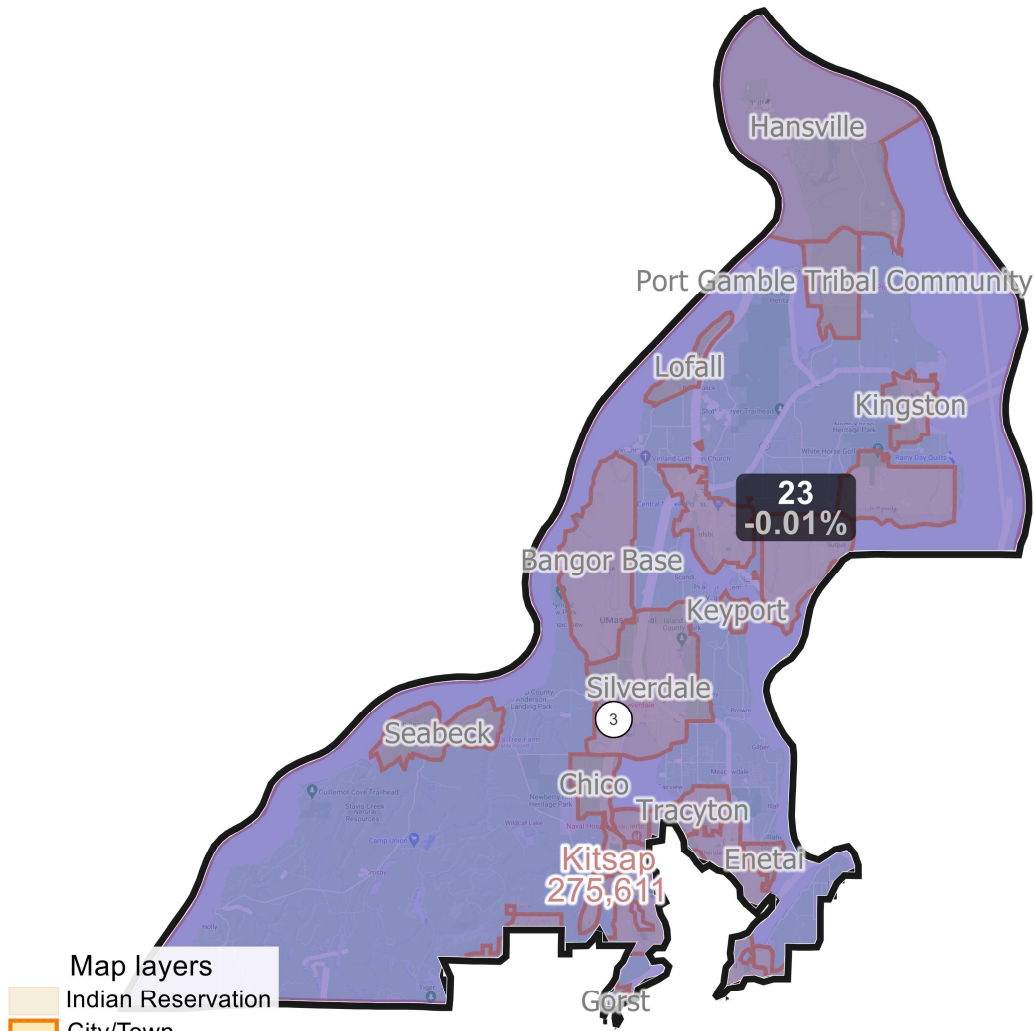
Field	Value
District	22
Population	157265
ernate Schwartzberg	1.98
Polsby Popper	0.25
Deviation	14
% Deviation	0%
NH_Wht	107771
% NH_Wht	68.53%
AP_Blkc	10099
% AP_Blkc	6.42%
AP_Ind	6688
% AP_Ind	4.25%
AP_Asn	16485
% AP_Asn	10.48%
AP_Hwn	3571
% AP_Hwn	2.27%
AP_Oth	11996
% AP_Oth	7.63%
Hispanic Origin	15634
% Hispanic Origin	9.94%
18+_Pop	124319
NH18+_Wht	89748
% NH18+_Wht	72.19%
18+_AP_Blkc	6458
% 18+_AP_Blkc	5.19%
18+_AP_Ind	4836
% 18+_AP_Ind	3.89%
18+_AP_Asn	11778
% 18+_AP_Asn	9.47%
18+_AP_Hwn	2217
% 18+_AP_Hwn	1.78%
18+_AP_Oth	8456
% 18+_AP_Oth	6.8%
H18+_Pop	10213
% H18+_Pop	8.22%
D 20_Pres	59272.67
% D 20_Pres	67.9%
R 20_Pres	28022.99
% R 20_Pres	32.1%
20_Pres	87295.66



©2021 CALIPER; ©2020 HERE



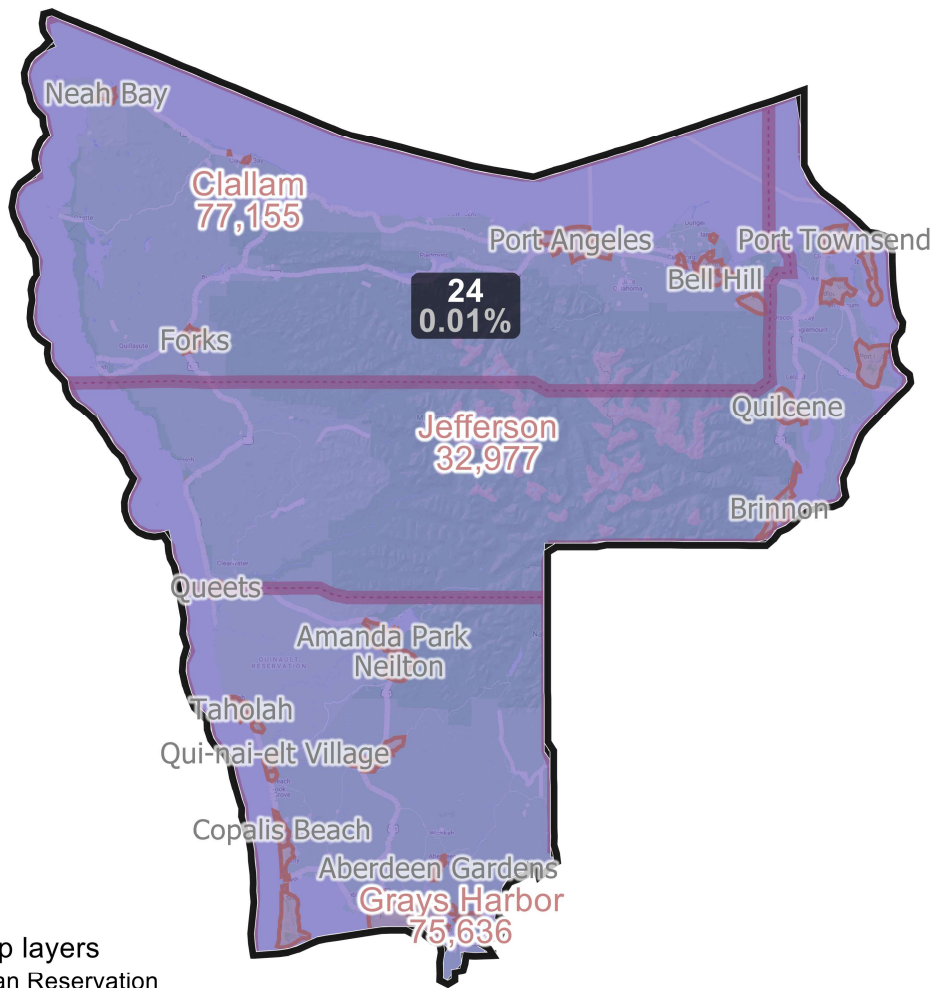
# District: 23



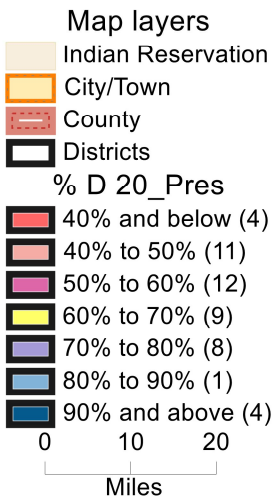
©2021 CALIPER; ©2020 HERE

Field	Value
District	23
Population	157212
ernate Schwartzberg	2.1
Polsby Popper	0.23
Deviation	-39
% Deviation	-0.01%
NH_Wht	110586
% NH_Wht	70.34%
AP_Blkc	7960
% AP_Blkc	5.06%
AP_Ind	7708
% AP_Ind	4.9%
AP_Asn	15844
% AP_Asn	10.08%
AP_Hwn	3464
% AP_Hwn	2.2%
AP_Oth	10981
% AP_Oth	6.98%
Hispanic Origin	14627
% Hispanic Origin	9.3%
18+_Pop	124932
NH18+_Wht	91964
% NH18+_Wht	73.61%
18+_AP_Blkc	5241
% 18+_AP_Blkc	4.2%
18+_AP_Ind	5408
% 18+_AP_Ind	4.33%
18+_AP_Asn	11543
% 18+_AP_Asn	9.24%
18+_AP_Hwn	2191
% 18+_AP_Hwn	1.75%
18+_AP_Oth	7707
% 18+_AP_Oth	6.17%
H18+_Pop	9603
% H18+_Pop	7.69%
D 20_Pres	49170.45
% D 20_Pres	57.77%
R 20_Pres	35948.62
% R 20_Pres	42.23%
20_Pres	85119.08

# District: 24

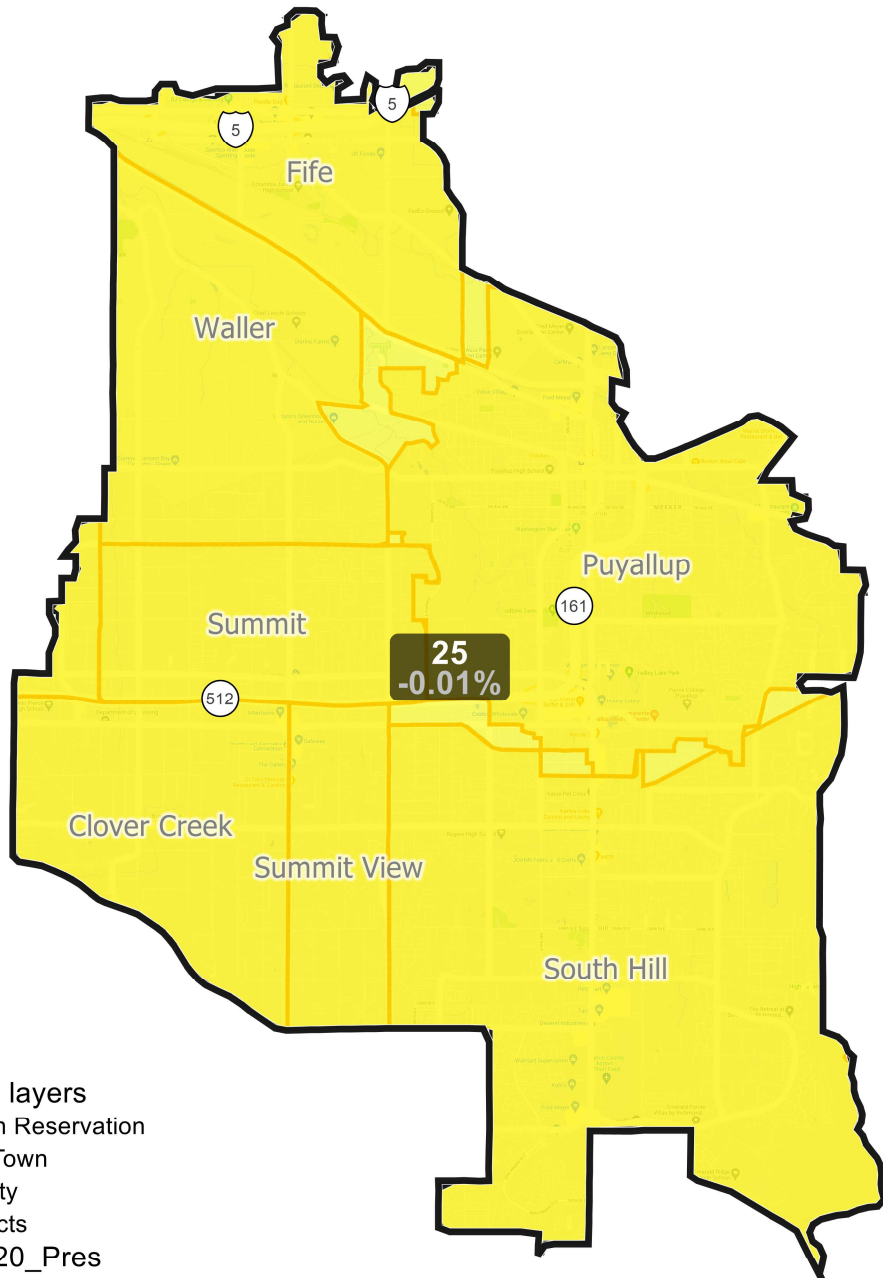


Field	Value
District	24
Population	157267
ernate Schwartzberg	1.5
Polsby Popper	0.45
Deviation	16
% Deviation	0.01%
NH_Wht	124011
% NH_Wht	78.85%
AP_Blkc	2732
% AP_Blkc	1.74%
AP_Ind	13404
% AP_Ind	8.52%
AP_Asn	4650
% AP_Asn	2.96%
AP_Hwn	969
% AP_Hwn	0.62%
AP_Oth	10148
% AP_Oth	6.45%
Hispanic Origin	11659
% Hispanic Origin	7.41%
18+_Pop	131084
NH18+_Wht	107602
% NH18+_Wht	82.09%
18+_AP_Blkc	1752
% 18+_AP_Blkc	1.34%
18+_AP_Ind	9425
% 18+_AP_Ind	7.19%
18+_AP_Asn	3450
% 18+_AP_Asn	2.63%
18+_AP_Hwn	688
% 18+_AP_Hwn	0.52%
18+_AP_Oth	7324
% 18+_AP_Oth	5.59%
H18+_Pop	7497
% H18+_Pop	5.72%
D 20_Pres	53468.31
% D 20_Pres	56.14%
R 20_Pres	41776.67
% R 20_Pres	43.86%
20_Pres	95244.98

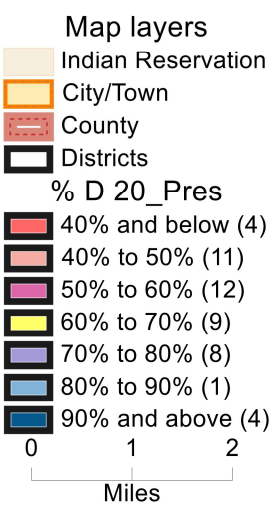


©2021 CALIPER

# District: 25

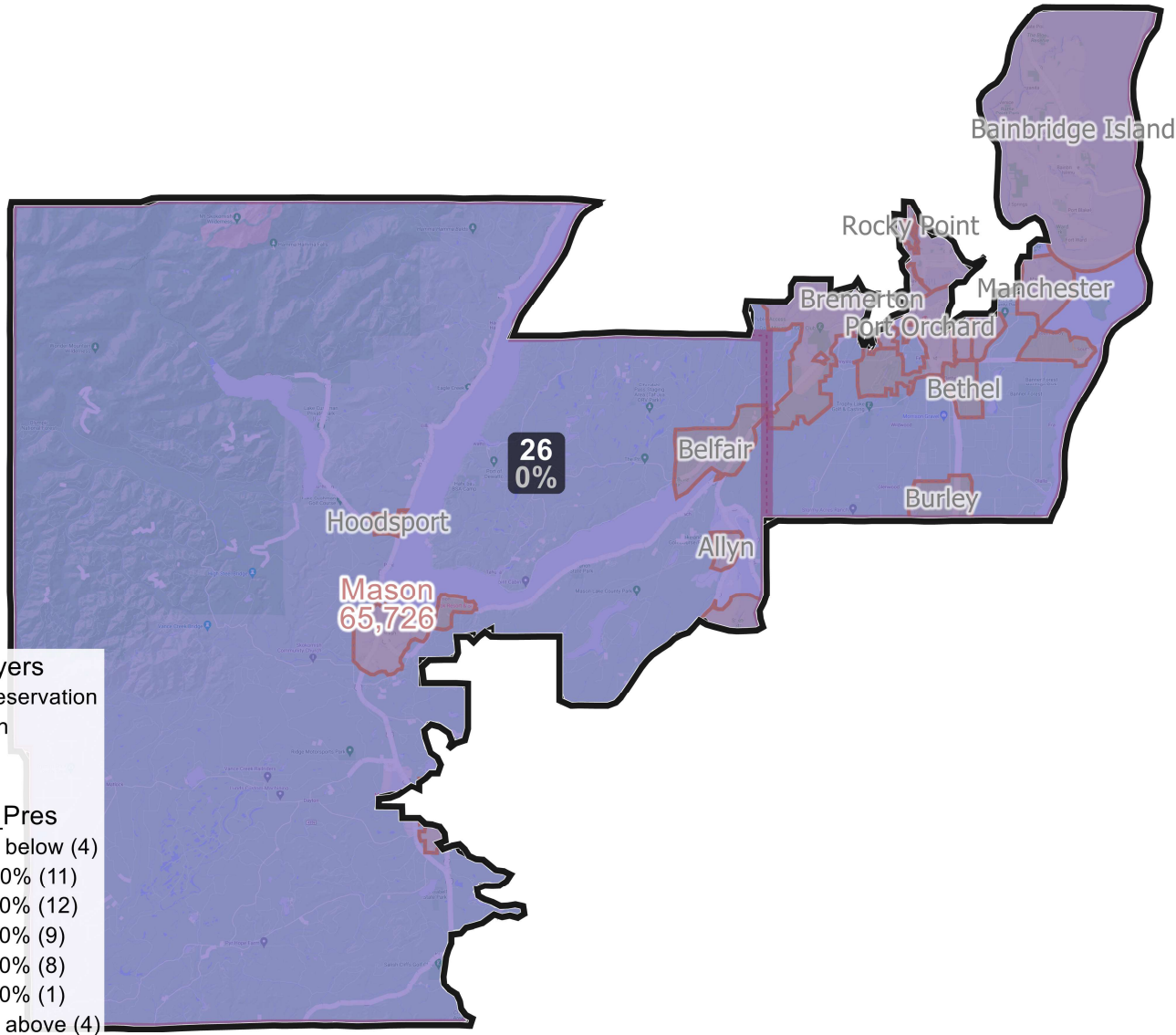


Field	Value
District	25
Population	157215
ernate Schwartzberg	1.81
Polsby Popper	0.3
Deviation	-36
% Deviation	-0.01%
NH_Wht	100420
% NH_Wht	63.87%
AP_Blkc	12850
% AP_Blkc	8.17%
AP_Ind	6752
% AP_Ind	4.29%
AP_Asn	17170
% AP_Asn	10.92%
AP_Hwn	5176
% AP_Hwn	3.29%
AP_Oth	14830
% AP_Oth	9.43%
Hispanic Origin	18548
% Hispanic Origin	11.8%
18+_Pop	119180
NH18+_Wht	80956
% NH18+_Wht	67.93%
18+_AP_Blkc	8140
% 18+_AP_Blkc	6.83%
18+_AP_Ind	4616
% 18+_AP_Ind	3.87%
18+_AP_Asn	11843
% 18+_AP_Asn	9.94%
18+_AP_Hwn	3071
% 18+_AP_Hwn	2.58%
18+_AP_Oth	10040
% 18+_AP_Oth	8.42%
H18+_Pop	11657
% H18+_Pop	9.78%
D 20_Pres	40356.65
% D 20_Pres	51.66%
R 20_Pres	37757.01
% R 20_Pres	48.34%
20_Pres	78113.66



©2021 CALIPER; ©2020 HERE

# District: 26



**Map layers**

- Indian Reservation
- City/Town
- County
- Districts

**% D 20\_Pres**

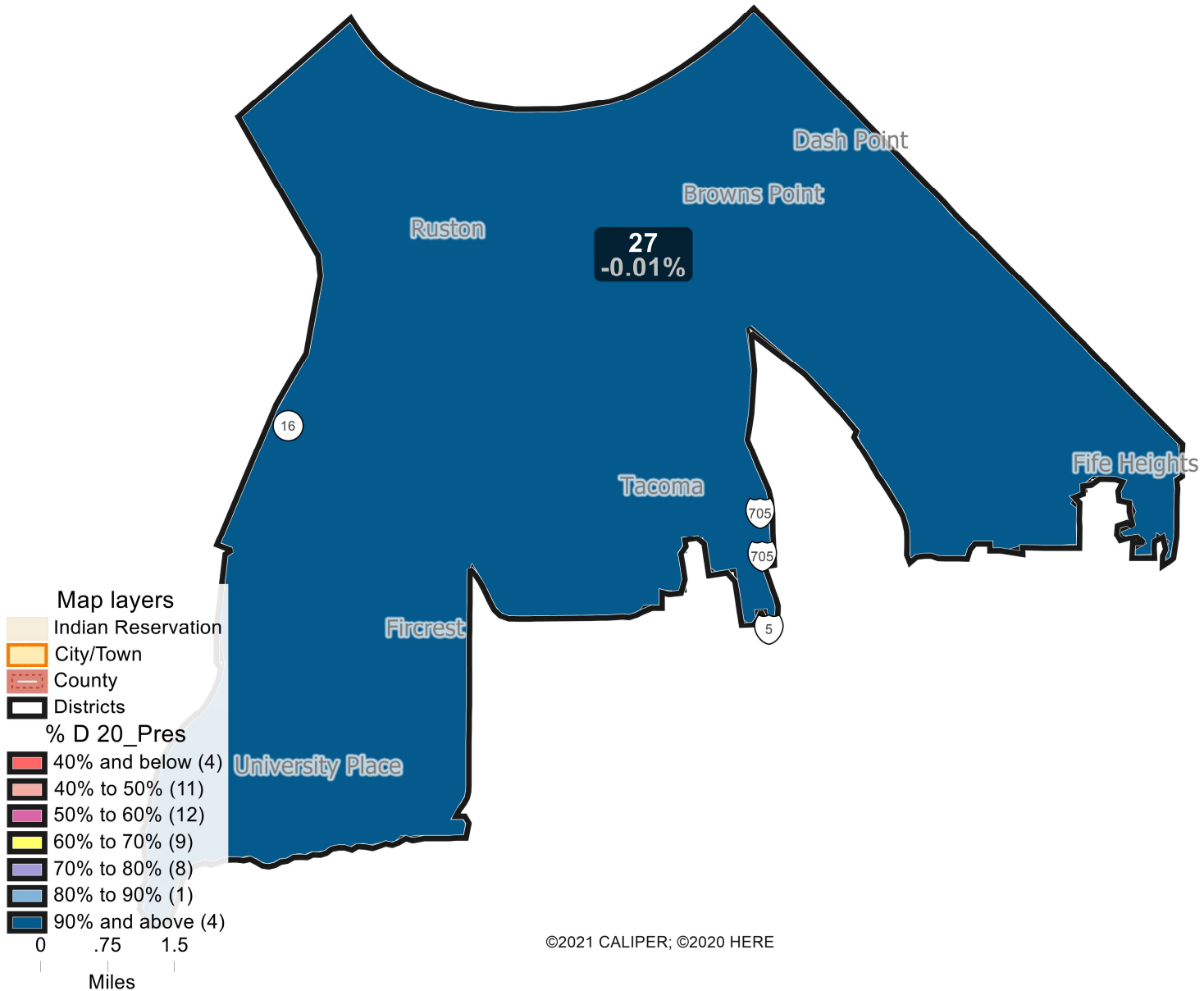
- 40% and below (4)
- 40% to 50% (11)
- 50% to 60% (12)
- 60% to 70% (9)
- 70% to 80% (8)
- 80% to 90% (1)
- 90% and above (4)

0      4      8  
Miles

©2021 CALIPER

Field	Value
District	26
Population	157260
ernate Schwartzberg	2.26
Polsby Popper	0.2
Deviation	9
% Deviation	0%
NH_Wht	118124
% NH_Wht	75.11%
AP_BlK	6414
% AP_BlK	4.08%
AP_Ind	7744
% AP_Ind	4.92%
AP_Asn	9861
% AP_Asn	6.27%
AP_Hwn	2966
% AP_Hwn	1.89%
AP_Oth	10887
% AP_Oth	6.92%
Hispanic Origin	13467
% Hispanic Origin	8.56%
18+_Pop	126320
NH18+_Wht	98282
% NH18+_Wht	77.8%
18+_AP_BlK	4515
% 18+_AP_BlK	3.57%
18+_AP_Ind	5675
% 18+_AP_Ind	4.49%
18+_AP_Asn	7057
% 18+_AP_Asn	5.59%
18+_AP_Hwn	1930
% 18+_AP_Hwn	1.53%
18+_AP_Oth	7743
% 18+_AP_Oth	6.13%
H18+_Pop	9014
% H18+_Pop	7.14%

# District: 27

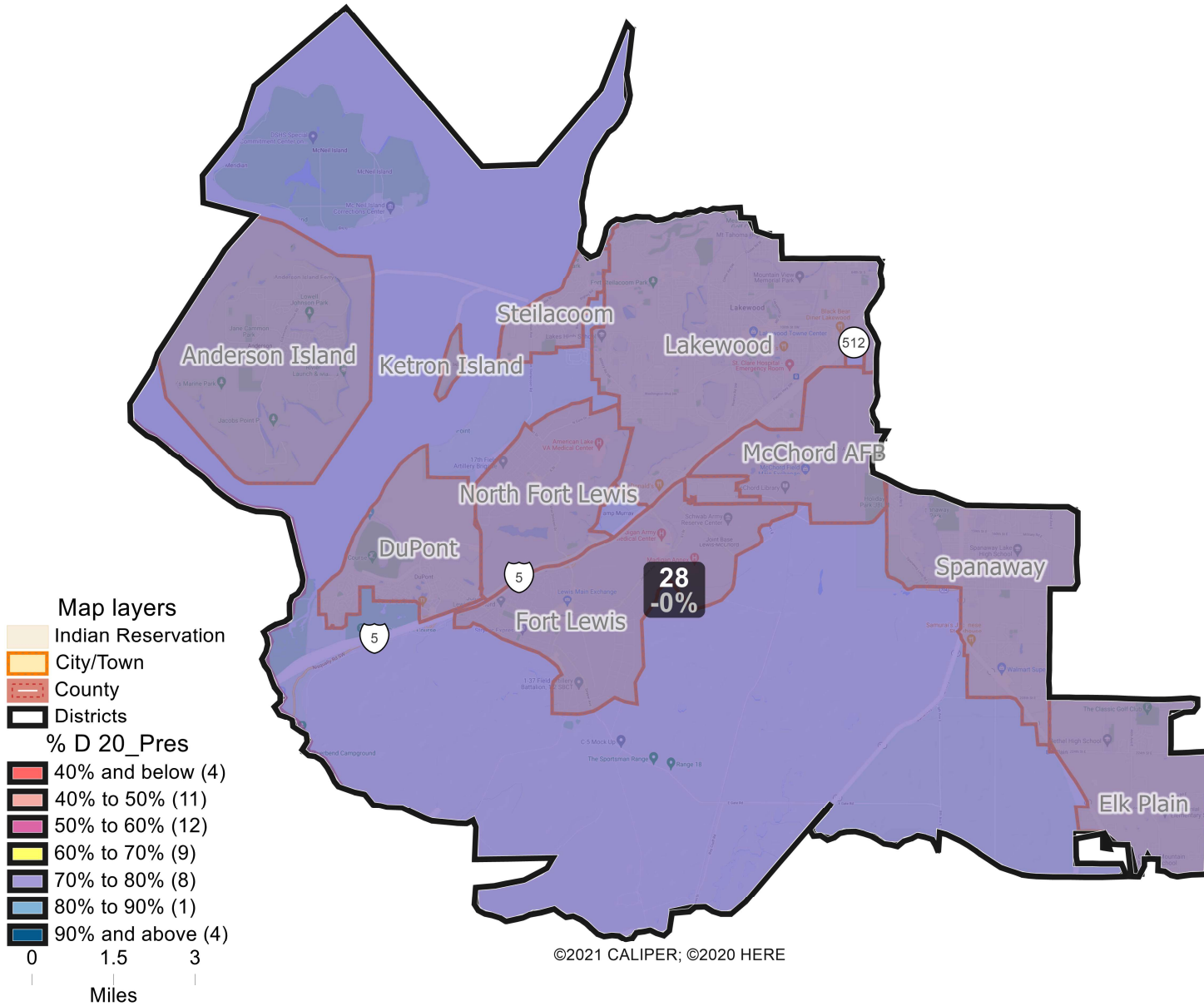


©2021 CALIPER; ©2020 HERE

Field	Value
District	27
Population	157231
ernate Schwartzberg	1.99
Polsby Popper	0.25
Deviation	-20
% Deviation	-0.01%
NH_Wht	102710
% NH_Wht	65.32%
AP_BlK	17486
% AP_BlK	11.12%
AP_Ind	5859
% AP_Ind	3.73%
AP_Asn	18000
% AP_Asn	11.45%
AP_Hwn	3012
% AP_Hwn	1.92%
AP_Oth	10535
% AP_Oth	6.7%
Hispanic Origin	14025
% Hispanic Origin	8.92%
18+_Pop	127752
NH18+_Wht	87557
% NH18+_Wht	68.54%
18+_AP_BlK	12502
% 18+_AP_BlK	9.79%
18+_AP_Ind	4296
% 18+_AP_Ind	3.36%
18+_AP_Asn	13449
% 18+_AP_Asn	10.53%
18+_AP_Hwn	1920
% 18+_AP_Hwn	1.5%
18+_AP_Oth	7680
% 18+_AP_Oth	6.01%
H18+_Pop	9610
% H18+_Pop	7.52%

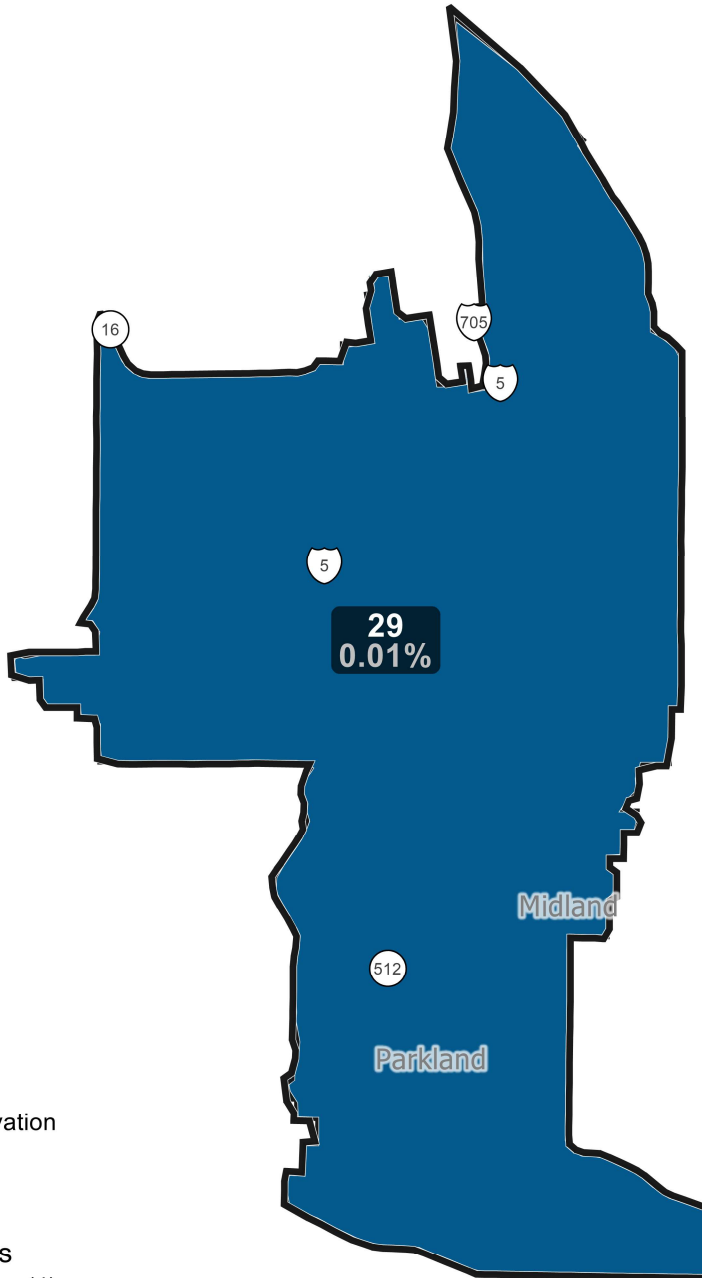


# District: 28

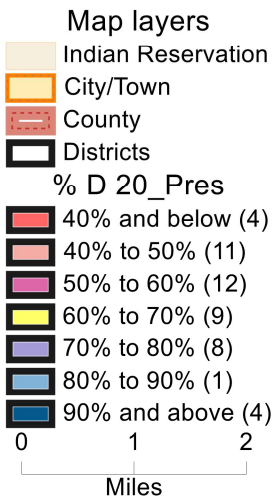


Field	Value
District	28
Population	157249
ernate Schwartzberg	1.87
Polsby Popper	0.29
Deviation	-2
% Deviation	-0%
NH_Wht	79325
% NH_Wht	50.45%
AP_BlK	25138
% AP_BlK	15.99%
AP_Ind	6331
% AP_Ind	4.03%
AP_Asn	19168
% AP_Asn	12.19%
AP_Hwn	7889
% AP_Hwn	5.02%
AP_Oth	18764
% AP_Oth	11.93%
Hispanic Origin	26433
% Hispanic Origin	16.81%
18+_Pop	119300
NH18+_Wht	64705
% NH18+_Wht	54.24%
18+_AP_BlK	17180
% 18+_AP_BlK	14.4%
18+_AP_Ind	4319
% 18+_AP_Ind	3.62%
18+_AP_Asn	14195
% 18+_AP_Asn	11.9%
18+_AP_Hwn	4949
% 18+_AP_Hwn	4.15%
18+_AP_Oth	12854
% 18+_AP_Oth	10.77%
H18+_Pop	17096
% H18+_Pop	14.33%

# District: 29

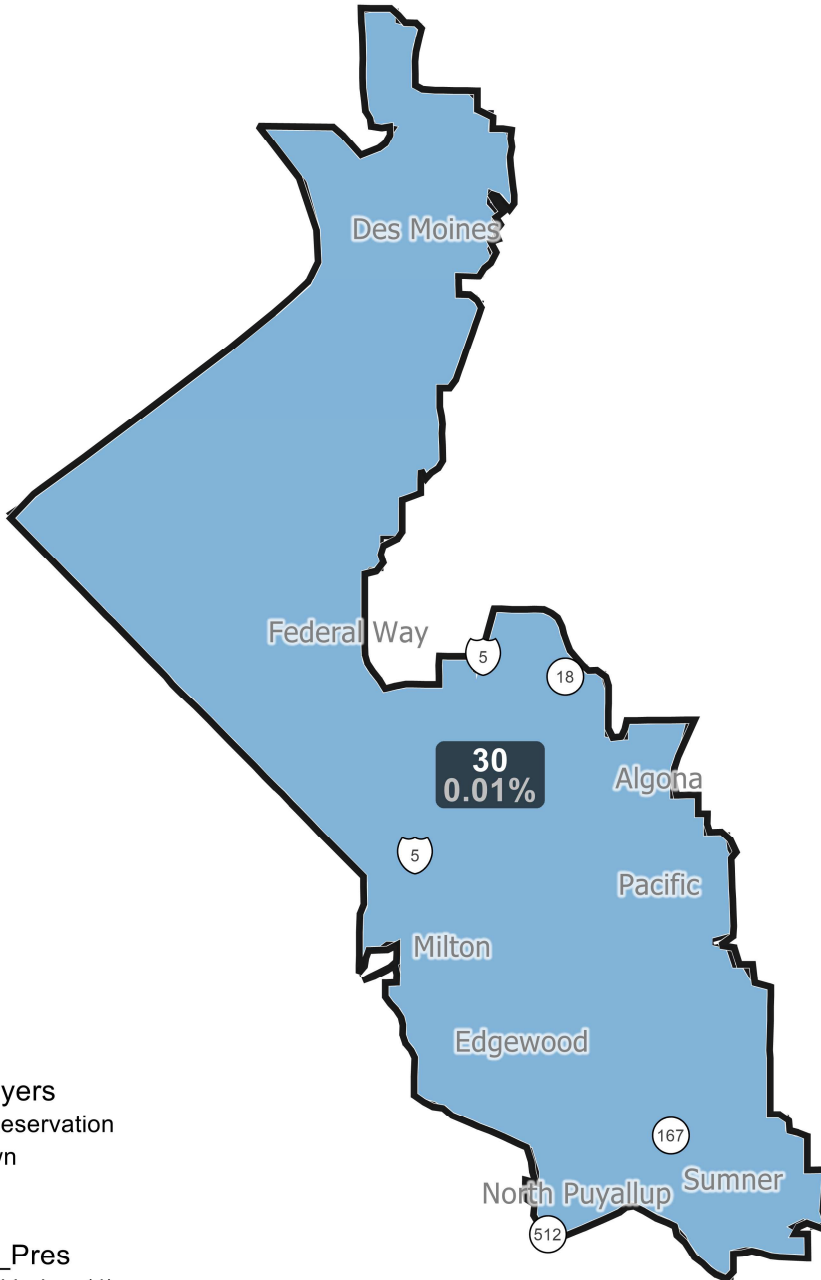


Field	Value
District	29
Population	157270
ernate Schwartzberg	1.91
Polsby Popper	0.27
Deviation	19
% Deviation	0.01%
NH_Wht	68964
% NH_Wht	43.85%
AP_Blkc	28843
% AP_Blkc	18.34%
AP_Ind	8525
% AP_Ind	5.42%
AP_Asn	22737
% AP_Asn	14.46%
AP_Hwn	7608
% AP_Hwn	4.84%
AP_Oth	21983
% AP_Oth	13.98%
Hispanic Origin	28005
% Hispanic Origin	17.81%
18+_Pop	120864
NH18+_Wht	58660
% NH18+_Wht	48.53%
18+_AP_Blkc	19662
% 18+_AP_Blkc	16.27%
18+_AP_Ind	5903
% 18+_AP_Ind	4.88%
18+_AP_Asn	17224
% 18+_AP_Asn	14.25%
18+_AP_Hwn	4795
% 18+_AP_Hwn	3.97%
18+_AP_Oth	14996
% 18+_AP_Oth	12.41%
H18+_Pop	18094
% H18+_Pop	14.97%
D 20_Pres	38497.83
% D 20_Pres	65.95%
R 20_Pres	19877.84
% R 20_Pres	34.05%
20_Pres	58375.67

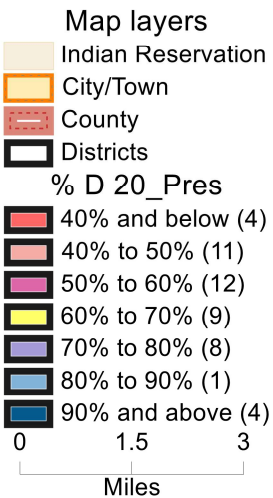


©2021 CALIPER; ©2020 HERE

# District: 30

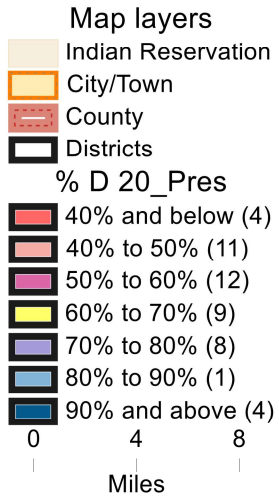
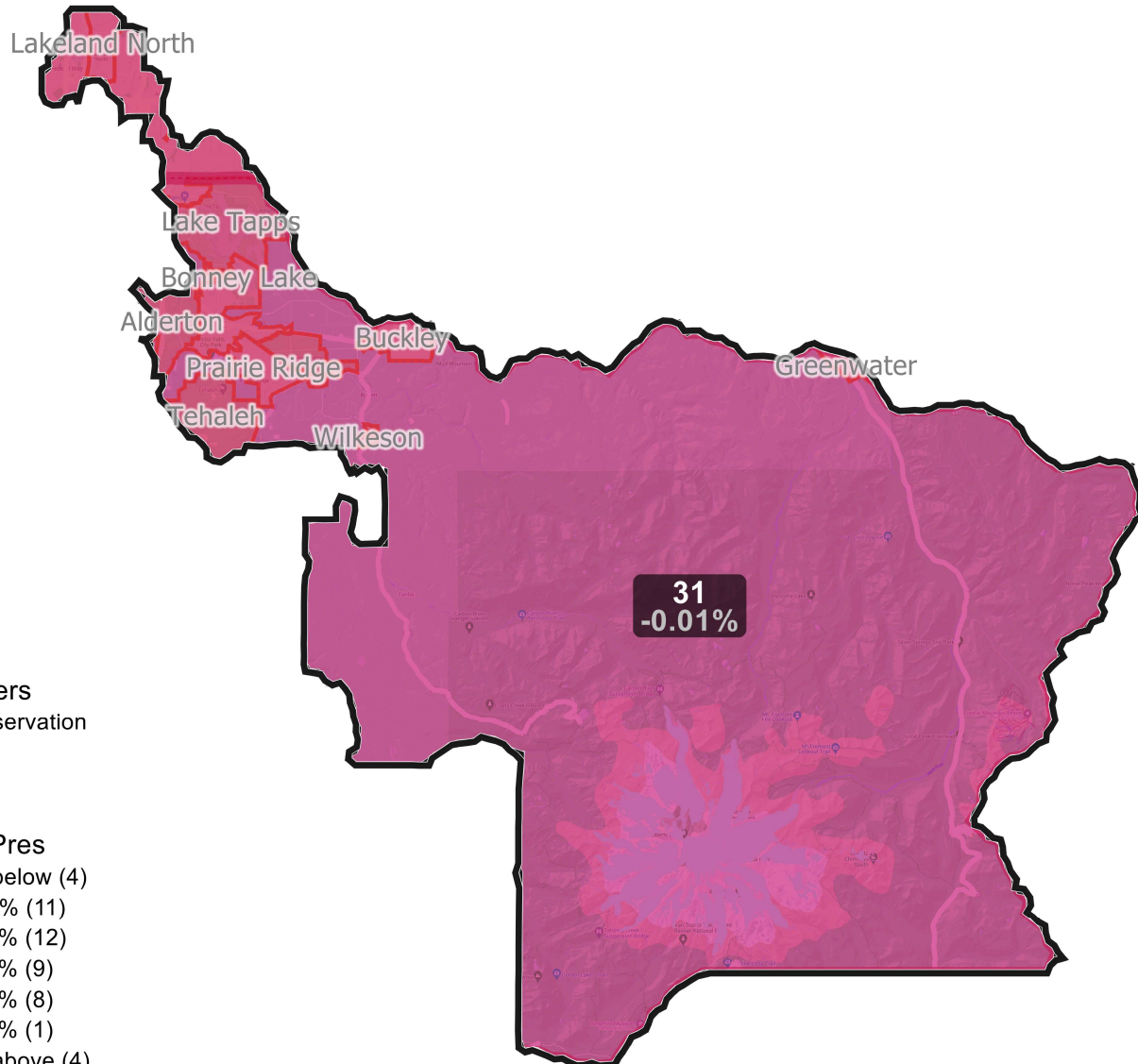


Field	Value
District	30
Population	157284
ernate Schwartzberg	2.28
Polsby Popper	0.19
Deviation	33
% Deviation	0.01%
NH_Wht	81037
% NH_Wht	51.52%
AP_Blkc	18848
% AP_Blkc	11.98%
AP_Ind	5584
% AP_Ind	3.55%
AP_Asn	24686
% AP_Asn	15.7%
AP_Hwn	6240
% AP_Hwn	3.97%
AP_Oth	21097
% AP_Oth	13.41%
Hispanic Origin	24837
% Hispanic Origin	15.79%
18+_Pop	122317
NH18+_Wht	68279
% NH18+_Wht	55.82%
18+_AP_Blkc	12570
% 18+_AP_Blkc	10.28%
18+_AP_Ind	4170
% 18+_AP_Ind	3.41%
18+_AP_Asn	18881
% 18+_AP_Asn	15.44%
18+_AP_Hwn	4010
% 18+_AP_Hwn	3.28%
18+_AP_Oth	14306
% 18+_AP_Oth	11.7%
H18+_Pop	16207
% H18+_Pop	13.25%
D 20_Pres	44563.07
% D 20_Pres	60.42%
R 20_Pres	29191.32
% R 20_Pres	39.58%
20_Pres	73754.39



©2021 CALIPER; ©2020 HERE

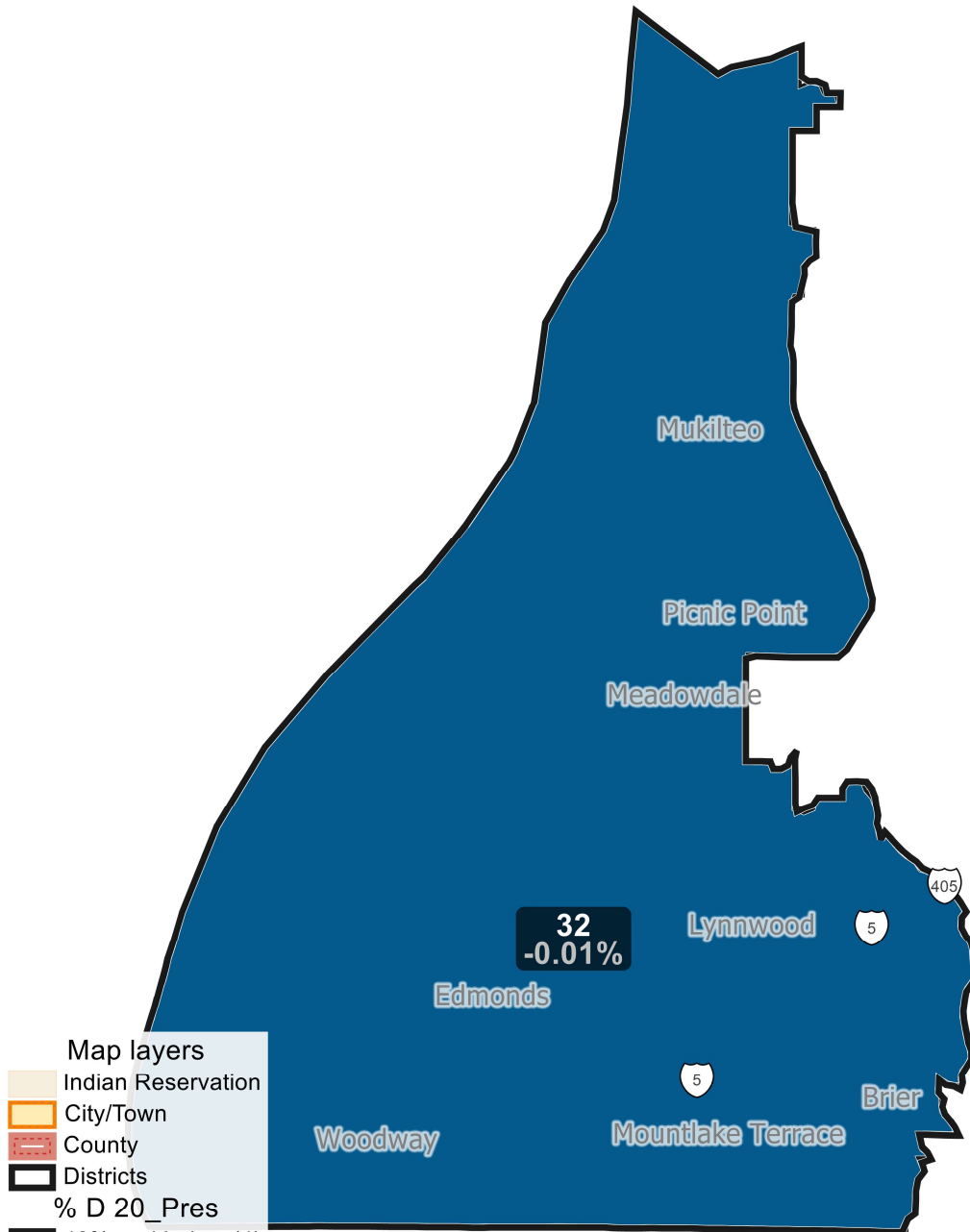
# District: 31



©2021 CALIPER

Field	Value
District	31
Population	157217
ernate Schwartzberg	2.14
Polsby Popper	0.22
Deviation	-34
% Deviation	-0.01%
NH_Wht	94167
% NH_Wht	59.9%
AP_BlK	13655
% AP_BlK	8.69%
AP_Ind	5990
% AP_Ind	3.81%
AP_Asn	19039
% AP_Asn	12.11%
AP_Hwn	3995
% AP_Hwn	2.54%
AP_Oth	19589
% AP_Oth	12.46%
Hispanic Origin	22906
% Hispanic Origin	14.57%
18+_Pop	118163
NH18+_Wht	75161
% NH18+_Wht	63.61%
18+_AP_BlK	9166
% 18+_AP_BlK	7.76%
18+_AP_Ind	4210
% 18+_AP_Ind	3.56%
18+_AP_Asn	13690
% 18+_AP_Asn	11.59%
18+_AP_Hwn	2502
% 18+_AP_Hwn	2.12%
18+_AP_Oth	12745
% 18+_AP_Oth	10.79%
H18+_Pop	14358
% H18+_Pop	12.15%

# District: 32



Field	Value
District	32
Population	157231
ernate Schwartzberg	1.57
Polsby Popper	0.41
Deviation	-20
% Deviation	-0.01%
NH_Wht	98355
% NH_Wht	62.55%
AP_Blkc	9992
% AP_Blkc	6.35%
AP_Ind	4455
% AP_Ind	2.83%
AP_Asn	27705
% AP_Asn	17.62%
AP_Hwn	1878
% AP_Hwn	1.19%
AP_Oth	14375
% AP_Oth	9.14%
Hispanic Origin	16244
% Hispanic Origin	10.33%
18+_Pop	127019
NH18+_Wht	83597
% NH18+_Wht	65.81%
18+_AP_Blkc	6775
% 18+_AP_Blkc	5.33%
18+_AP_Ind	3406
% 18+_AP_Ind	2.68%
18+_AP_Asn	21244
% 18+_AP_Asn	16.73%
18+_AP_Hwn	1264
% 18+_AP_Hwn	1%
18+_AP_Oth	10274
% 18+_AP_Oth	8.09%
H18+_Pop	11090
% H18+_Pop	8.73%
D 20_Pres	64182.10
% D 20_Pres	71.34%
R 20_Pres	25779.88
% R 20_Pres	28.66%
20_Pres	89961.98

**Map layers**

- Indian Reservation
- City/Town
- County
- Districts

**% D 20\_Pres**

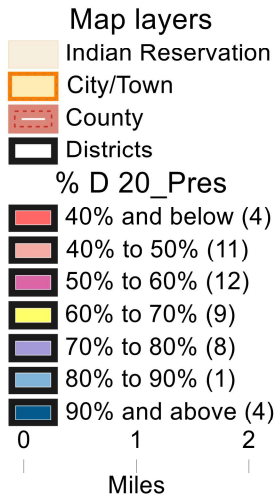
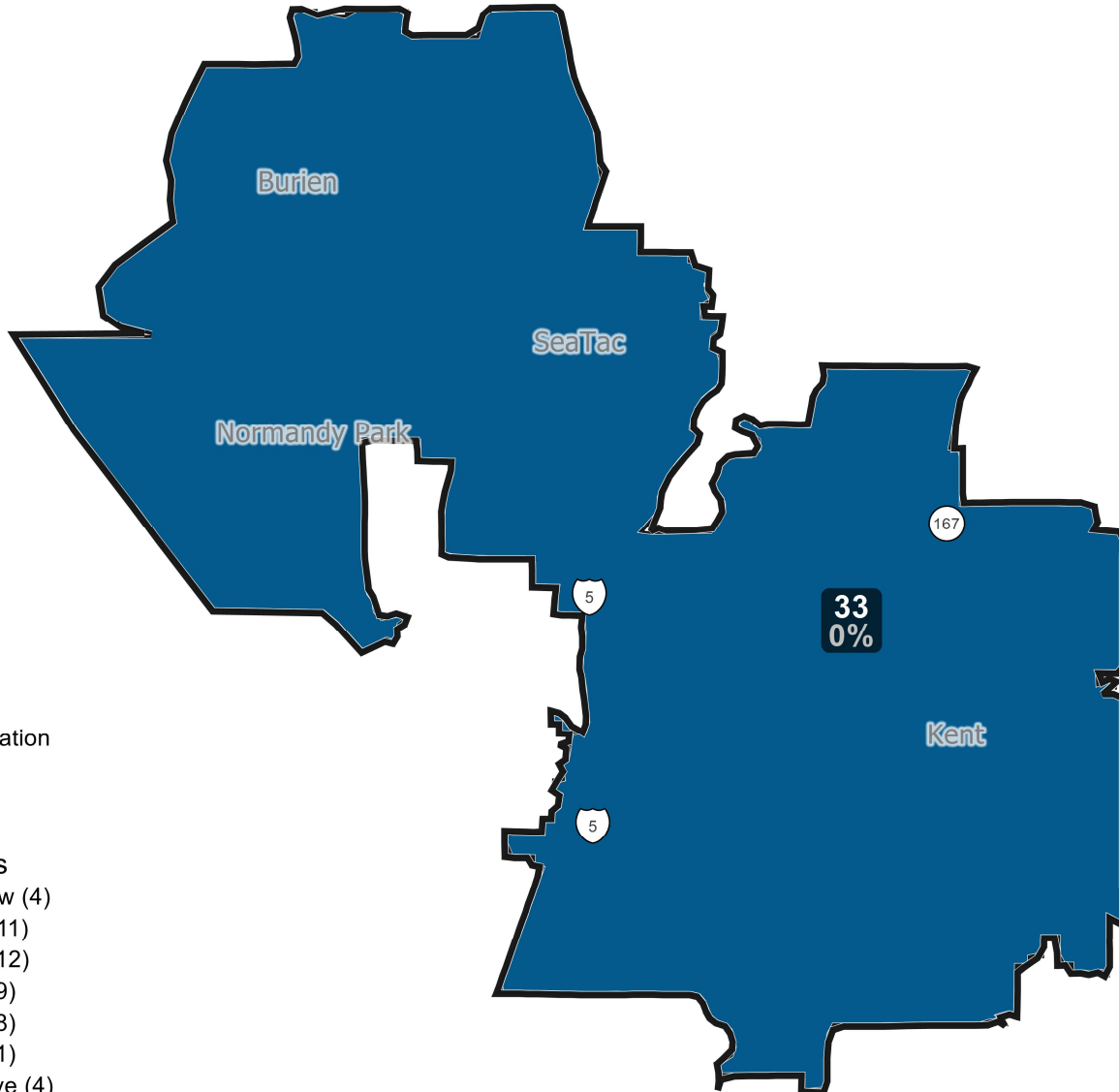
- 40% and below (4)
- 40% to 50% (11)
- 50% to 60% (12)
- 60% to 70% (9)
- 70% to 80% (8)
- 80% to 90% (1)
- 90% and above (4)

0 1 2  
Miles

©2021 CALIPER; ©2020 HERE



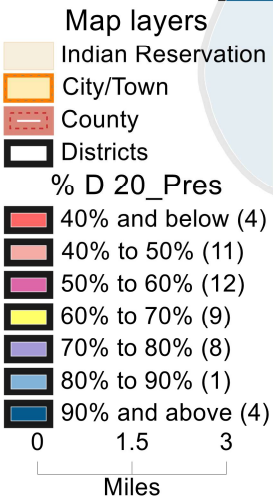
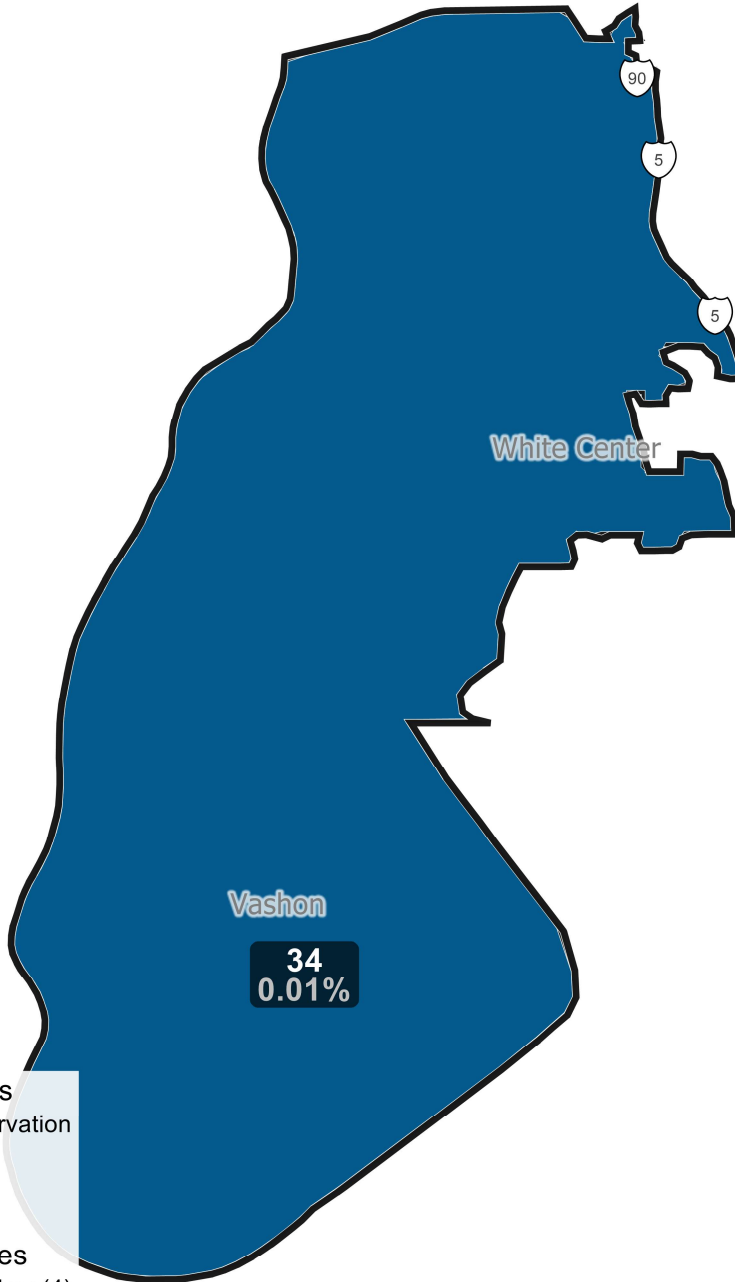
# District: 33



©2021 CALIPER; ©2020 HERE

Field	Value
District	33
Population	157260
ernate Schwartzberg	2.17
Polsby Popper	0.21
Deviation	9
% Deviation	0%
NH_Wht	59332
% NH_Wht	37.73%
AP_BlK	26897
% AP_BlK	17.1%
AP_Ind	5293
% AP_Ind	3.37%
AP_Asn	33639
% AP_Asn	21.39%
AP_Hwn	5751
% AP_Hwn	3.66%
AP_Oth	26511
% AP_Oth	16.86%
Hispanic Origin	30687
% Hispanic Origin	19.51%
18+_Pop	122295
NH18+_Wht	52033
% NH18+_Wht	42.55%
18+_AP_BlK	18875
% 18+_AP_BlK	15.43%
18+_AP_Ind	4001
% 18+_AP_Ind	3.27%
18+_AP_Asn	25235
% 18+_AP_Asn	20.63%
18+_AP_Hwn	3789
% 18+_AP_Hwn	3.1%
18+_AP_Oth	18203
% 18+_AP_Oth	14.88%
H18+_Pop	20673
% H18+_Pop	16.9%

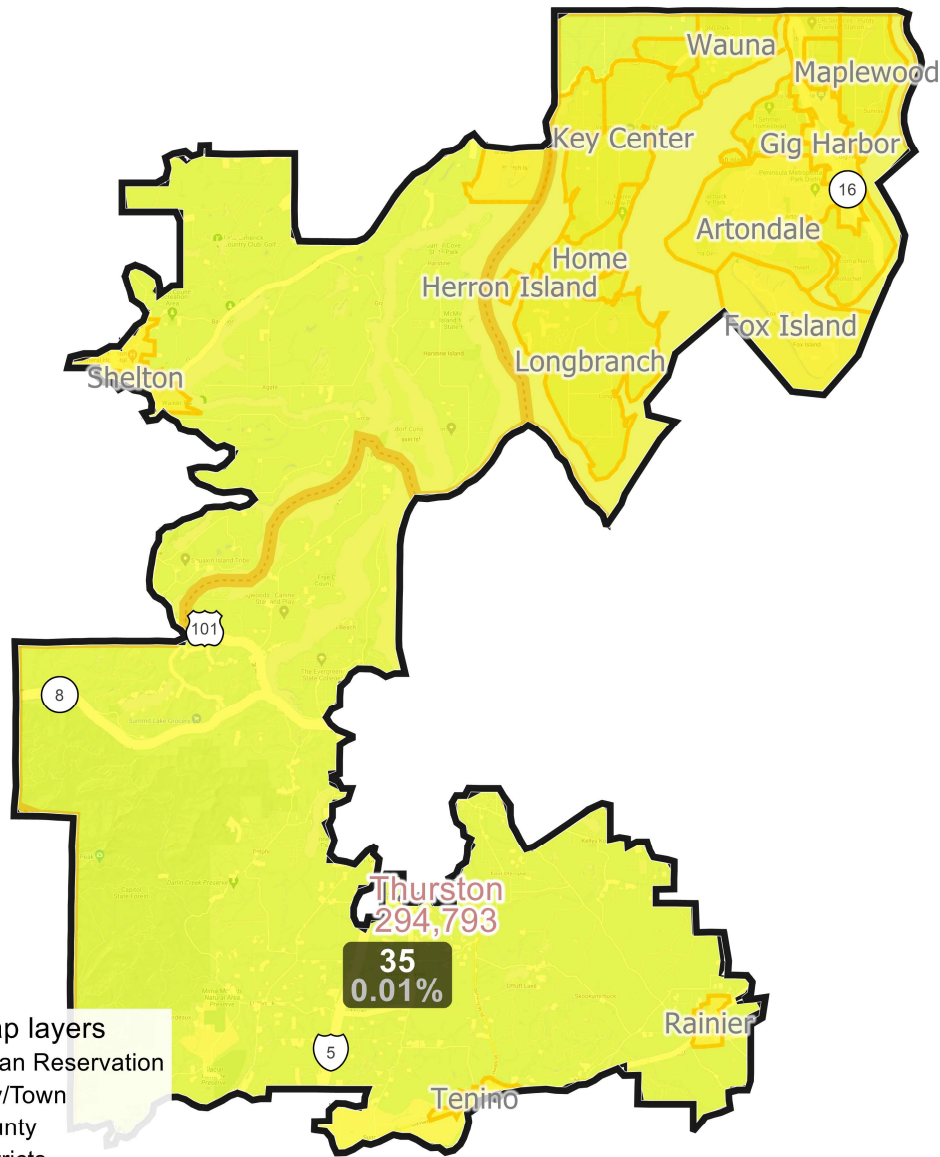
# District: 34



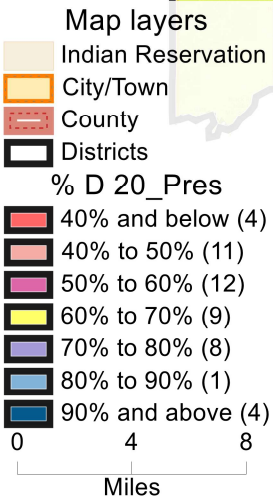
©2021 CALIPER; ©2020 HERE

Field	Value
District	34
Population	157289
ernate Schwartzberg	1.63
Polsby Popper	0.38
Deviation	38
% Deviation	0.01%
NH_Wht	91879
% NH_Wht	58.41%
AP_Blkc	15878
% AP_Blkc	10.09%
AP_Ind	5450
% AP_Ind	3.46%
AP_Asn	23646
% AP_Asn	15.03%
AP_Hwn	1983
% AP_Hwn	1.26%
AP_Oth	18278
% AP_Oth	11.62%
Hispanic Origin	21175
% Hispanic Origin	13.46%
18+_Pop	128347
NH18+_Wht	79552
% NH18+_Wht	61.98%
18+_AP_Blkc	10890
% 18+_AP_Blkc	8.48%
18+_AP_Ind	4225
% 18+_AP_Ind	3.29%
18+_AP_Asn	18508
% 18+_AP_Asn	14.42%
18+_AP_Hwn	1343
% 18+_AP_Hwn	1.05%
18+_AP_Oth	13382
% 18+_AP_Oth	10.43%
H18+_Pop	15199
% H18+_Pop	11.84%
D 20_Pres	77226.56
% D 20_Pres	85.51%
R 20_Pres	13088.20
% R 20_Pres	14.49%
20_Pres	90314.76

# District: 35

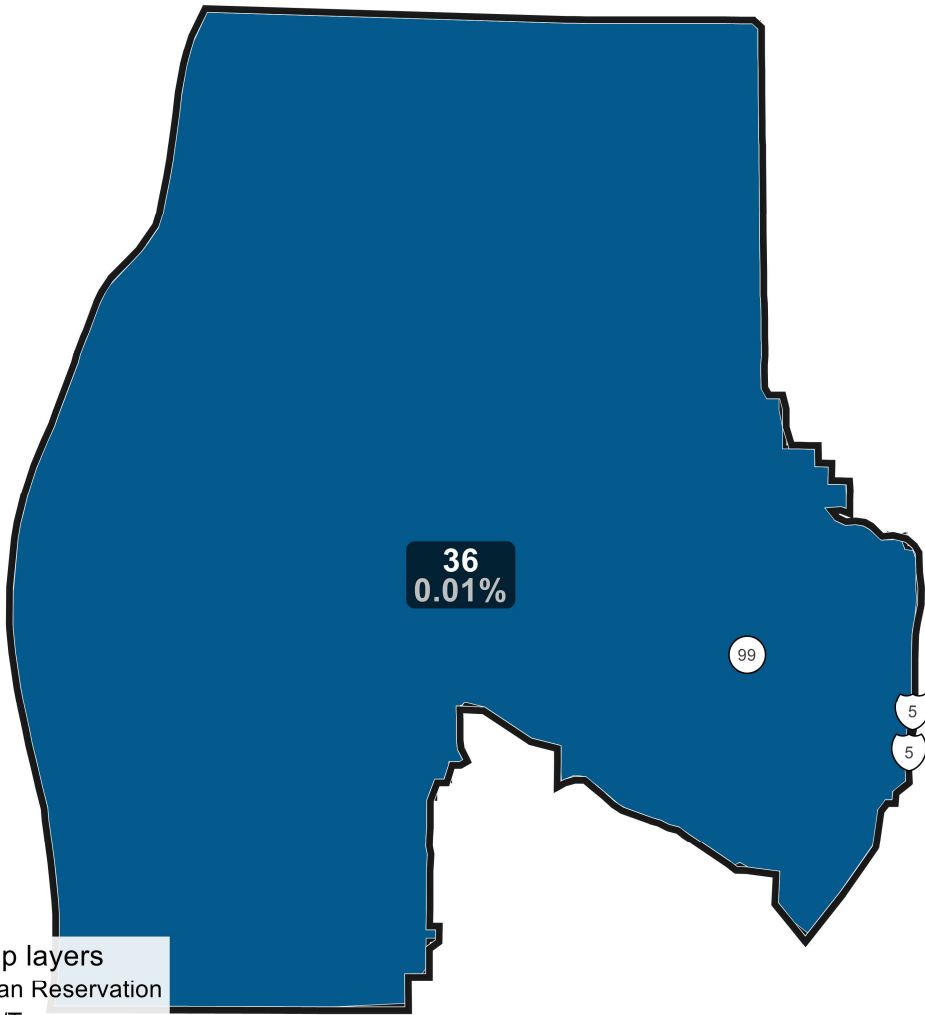


Field	Value
District	35
Population	157280
ernate Schwartzberg	2.8
Polsby Popper	0.13
Deviation	29
% Deviation	0.01%
NH_Wht	124593
% NH_Wht	79.22%
AP_Blkc	3833
% AP_Blkc	2.44%
AP_Ind	7000
% AP_Ind	4.45%
AP_Asn	8430
% AP_Asn	5.36%
AP_Hwn	1621
% AP_Hwn	1.03%
AP_Oth	10703
% AP_Oth	6.81%
Hispanic Origin	12164
% Hispanic Origin	7.73%
18+_Pop	125370
NH18+_Wht	102852
% NH18+_Wht	82.04%
18+_AP_Blkc	2422
% 18+_AP_Blkc	1.93%
18+_AP_Ind	4965
% 18+_AP_Ind	3.96%
18+_AP_Asn	5741
% 18+_AP_Asn	4.58%
18+_AP_Hwn	1062
% 18+_AP_Hwn	0.85%
18+_AP_Oth	7472
% 18+_AP_Oth	5.96%
H18+_Pop	7862
% H18+_Pop	6.27%
D 20_Pres	52594.04
% D 20_Pres	53.66%
R 20_Pres	45417.54
% R 20_Pres	46.34%
20_Pres	98011.58



©2021 CALIPER; ©2020 HERE

# District: 36



Field	Value
District	36
Population	157268
ernate Schwartzberg	1.39
Polsby Popper	0.52
Deviation	17
% Deviation	0.01%
NH_Wht	113985
% NH_Wht	72.48%
AP_Blkc	6651
% AP_Blkc	4.23%
AP_Ind	3622
% AP_Ind	2.3%
AP_Asn	21605
% AP_Asn	13.74%
AP_Hwn	938
% AP_Hwn	0.6%
AP_Oth	9958
% AP_Oth	6.33%
Hispanic Origin	10506
% Hispanic Origin	6.68%
18+_Pop	131995
NH18+_Wht	98103
% NH18+_Wht	74.32%
18+_AP_Blkc	4856
% 18+_AP_Blkc	3.68%
18+_AP_Ind	2852
% 18+_AP_Ind	2.16%
18+_AP_Asn	16960
% 18+_AP_Asn	12.85%
18+_AP_Hwn	645
% 18+_AP_Hwn	0.49%
18+_AP_Oth	7803
% 18+_AP_Oth	5.91%
H18+_Pop	8142
% H18+_Pop	6.17%
D 20_Pres	95794.07
% D 20_Pres	91.82%
R 20_Pres	8532.36
% R 20_Pres	8.18%
20_Pres	104326.43

**Map layers**

- Indian Reservation
- City/Town
- County
- Districts

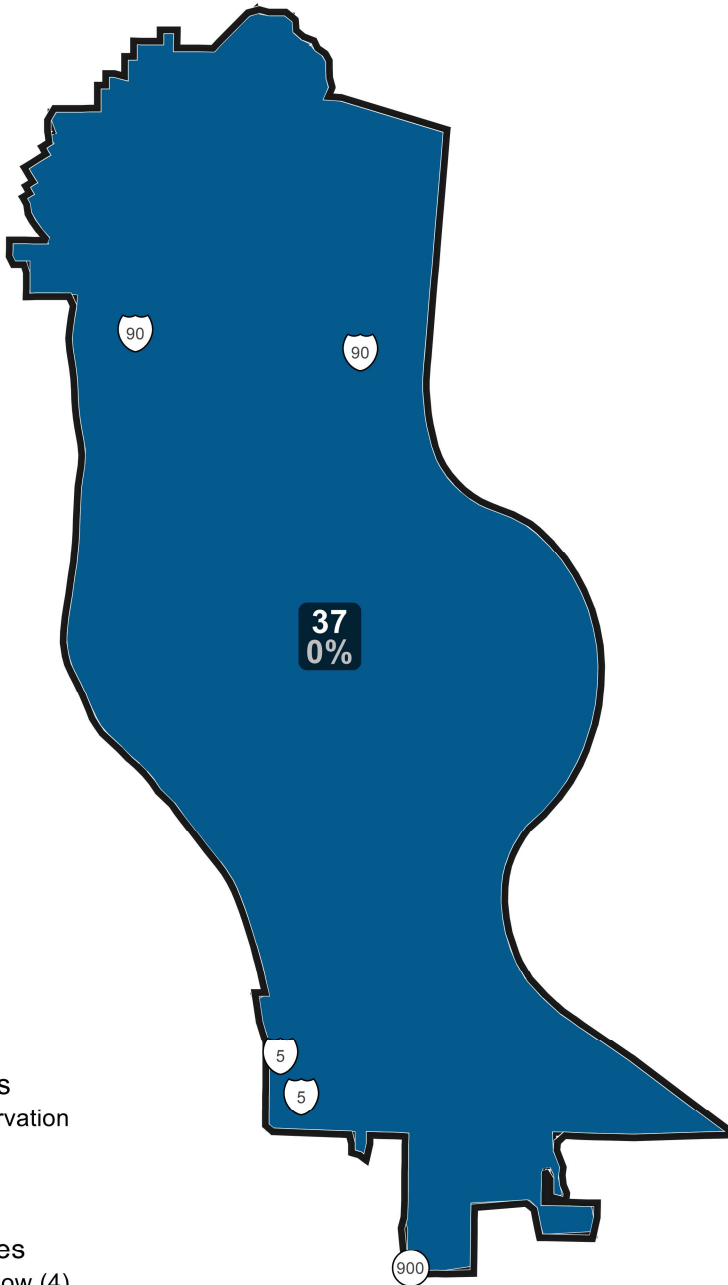
**% D 20\_Pres**

- 40% and below (4)
- 40% to 50% (11)
- 50% to 60% (12)
- 60% to 70% (9)
- 70% to 80% (8)
- 80% to 90% (1)
- 90% and above (4)

0      .75      1.5  
Miles

©2021 CALIPER; ©2020 HERE

# District: 37

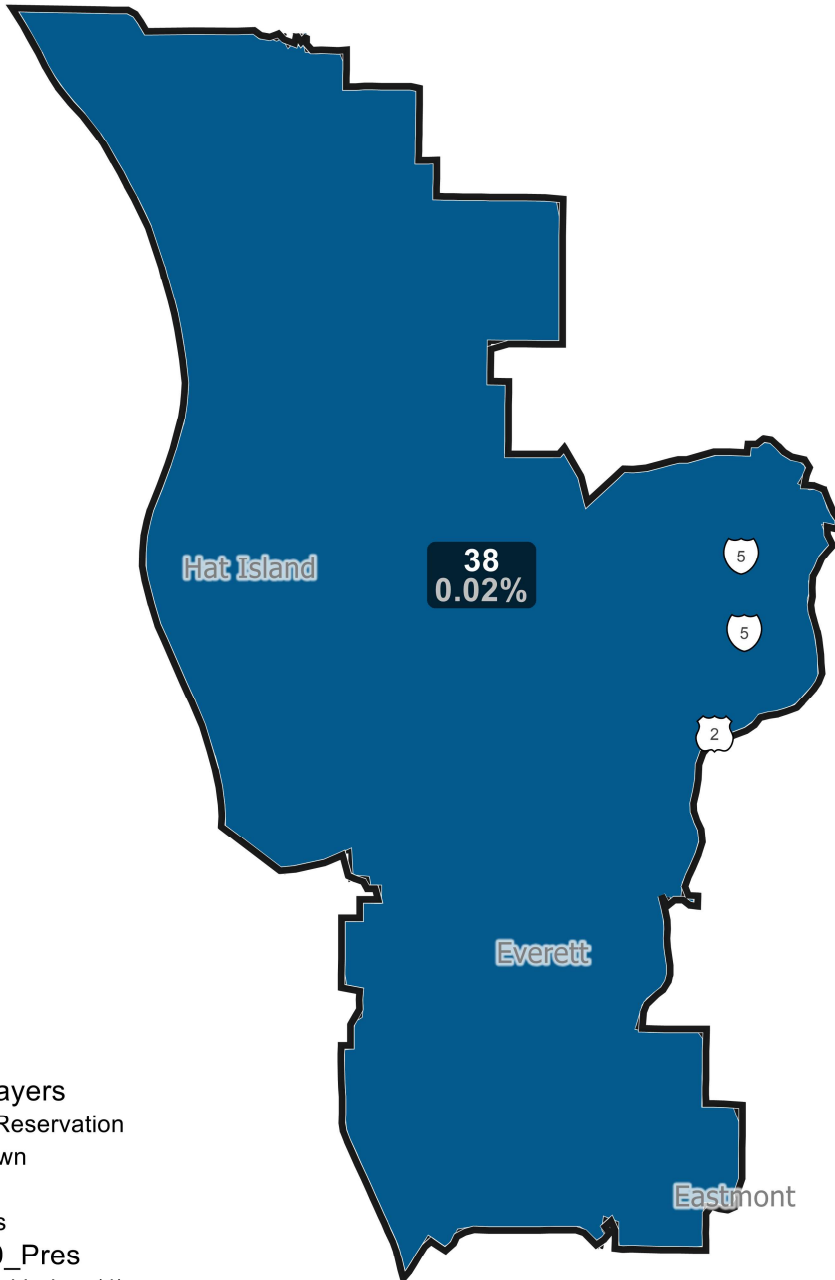


©2021 CALIPER; ©2020 HERE

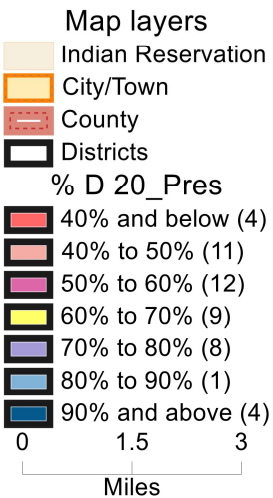
Field	Value
District	37
Population	157263
ernate Schwartzberg	1.76
Polsby Popper	0.32
Deviation	12
% Deviation	0%
NH_Wht	64035
% NH_Wht	40.72%
AP_Blkc	29874
% AP_Blkc	19%
AP_Ind	3972
% AP_Ind	2.53%
AP_Asn	46750
% AP_Asn	29.73%
AP_Hwn	1528
% AP_Hwn	0.97%
AP_Oth	12738
% AP_Oth	8.1%
Hispanic Origin	14472
% Hispanic Origin	9.2%
18+_Pop	132058
NH18+_Wht	57133
% NH18+_Wht	43.26%
18+_AP_Blkc	21942
% 18+_AP_Blkc	16.62%
18+_AP_Ind	3171
% 18+_AP_Ind	2.4%
18+_AP_Asn	39531
% 18+_AP_Asn	29.93%
18+_AP_Hwn	1171
% 18+_AP_Hwn	0.89%
18+_AP_Oth	9973
% 18+_AP_Oth	7.55%
H18+_Pop	11145
% H18+_Pop	8.44%
D 20_Pres	76820.73
% D 20_Pres	90.76%
R 20_Pres	7818.60
% R 20_Pres	9.24%
20_Pres	84639.33



# District: 38

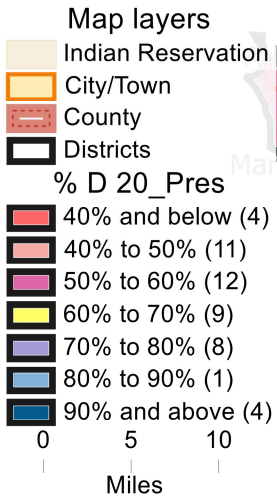
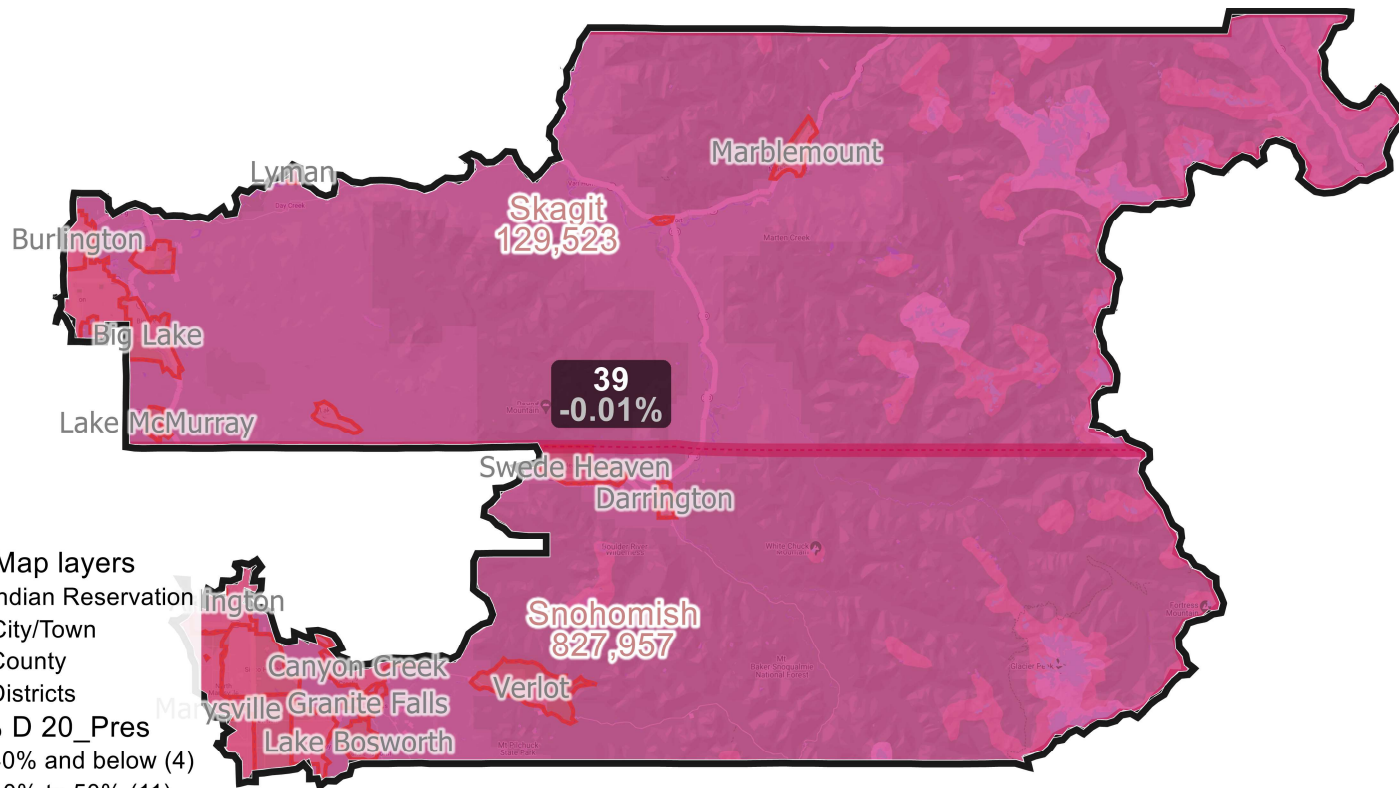


Field	Value
District	38
Population	157309
ernate Schwartzberg	1.83
Polsby Popper	0.3
Deviation	58
% Deviation	0.02%
NH_Wht	88428
% NH_Wht	56.21%
AP_Blkc	12737
% AP_Blkc	8.1%
AP_Ind	7563
% AP_Ind	4.81%
AP_Asn	21578
% AP_Asn	13.72%
AP_Hwn	2793
% AP_Hwn	1.78%
AP_Oth	22592
% AP_Oth	14.36%
Hispanic Origin	27039
% Hispanic Origin	17.19%
18+_Pop	123385
NH18+_Wht	74712
% NH18+_Wht	60.55%
18+_AP_Blkc	8466
% 18+_AP_Blkc	6.86%
18+_AP_Ind	5562
% 18+_AP_Ind	4.51%
18+_AP_Asn	16370
% 18+_AP_Asn	13.27%
18+_AP_Hwn	1857
% 18+_AP_Hwn	1.51%
18+_AP_Oth	15392
% 18+_AP_Oth	12.47%
H18+_Pop	17634
% H18+_Pop	14.29%
D 20_Pres	43565.62
% D 20_Pres	64.79%
R 20_Pres	23676.48
% R 20_Pres	35.21%
20_Pres	67242.10



©2021 CALIPER; ©2020 HERE

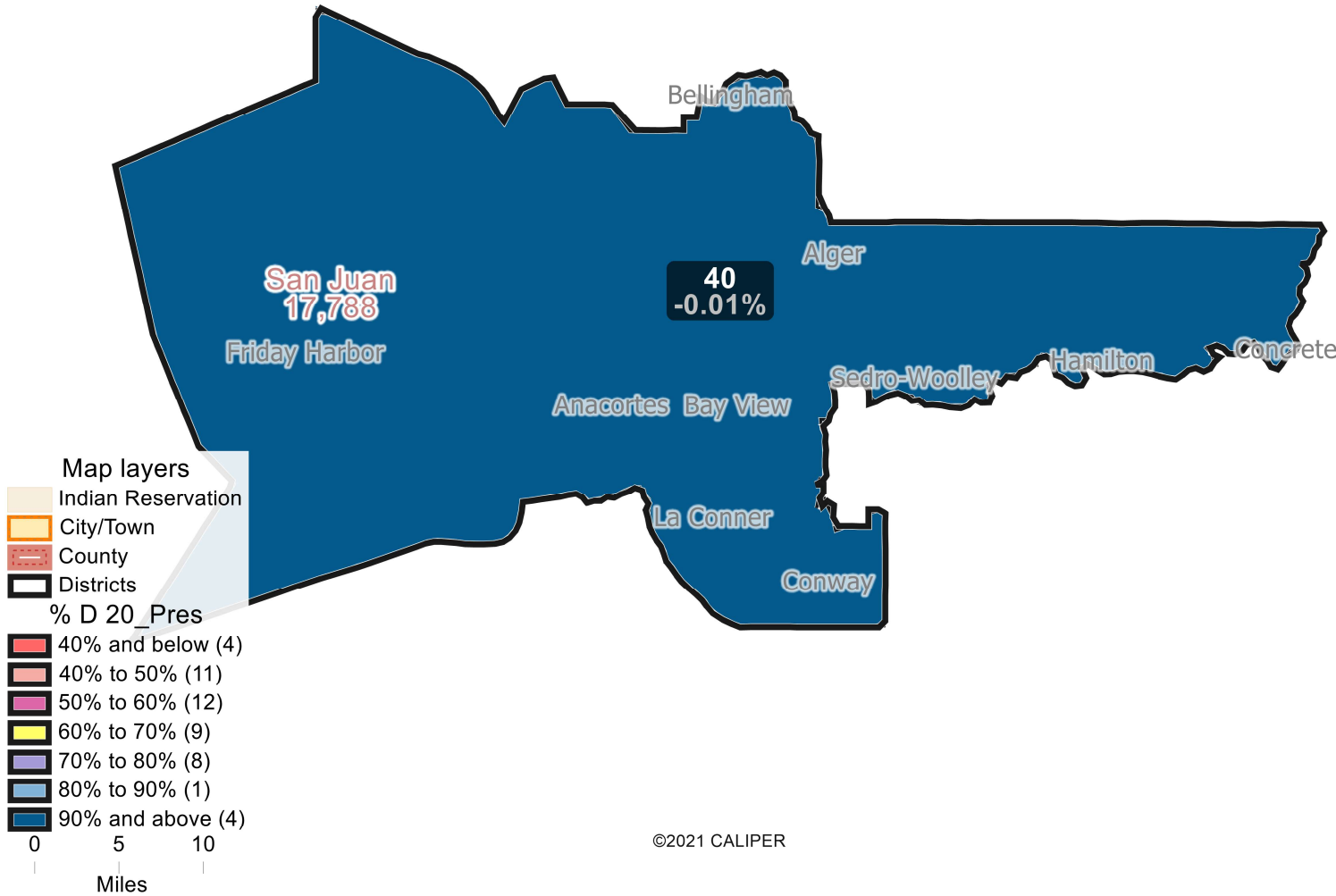
# District: 39



©2021 CALIPER

Field	Value
District	39
Population	157212
ernate Schwartzberg	2.33
Polsby Popper	0.18
Deviation	-39
% Deviation	-0.01%
NH_Wht	107059
% NH_Wht	68.1%
AP_BlK	4498
% AP_BlK	2.86%
AP_Ind	7265
% AP_Ind	4.62%
AP_Asn	10219
% AP_Asn	6.5%
AP_Hwn	1833
% AP_Hwn	1.17%
AP_Oth	23672
% AP_Oth	15.06%
Hispanic Origin	28030
% Hispanic Origin	17.83%
18+_Pop	119329
NH18+_Wht	86378
% NH18+_Wht	72.39%
18+_AP_BlK	2666
% 18+_AP_BlK	2.23%
18+_AP_Ind	4857
% 18+_AP_Ind	4.07%
18+_AP_Asn	7224
% 18+_AP_Asn	6.05%
18+_AP_Hwn	1153
% 18+_AP_Hwn	0.97%
18+_AP_Oth	15398
% 18+_AP_Oth	12.9%
H18+_Pop	17336
% H18+_Pop	14.53%

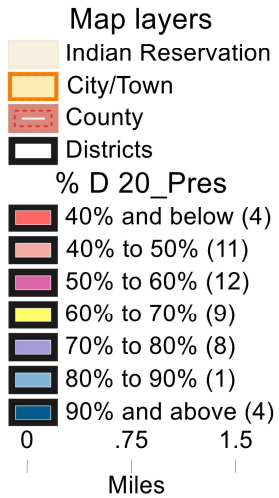
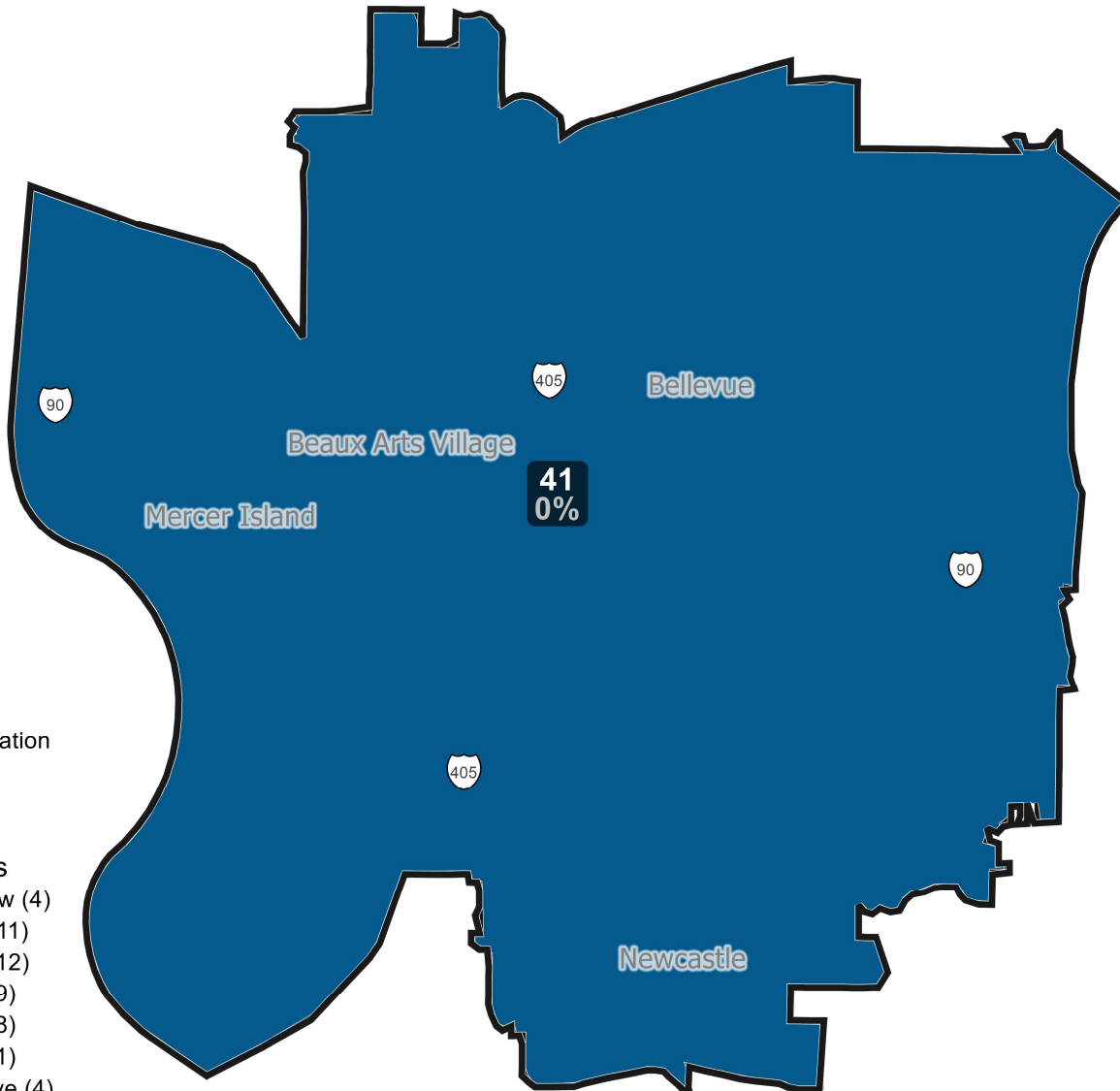
# District: 40



©2021 CALIPER

Field	Value
District	40
Population	157230
ernate Schwartzberg	1.98
Polsby Popper	0.25
Deviation	-21
% Deviation	-0.01%
NH_Wht	123845
% NH_Wht	78.77%
AP_BlK	2984
% AP_BlK	1.9%
AP_Ind	7963
% AP_Ind	5.06%
AP_Asn	7603
% AP_Asn	4.84%
AP_Hwn	998
% AP_Hwn	0.63%
AP_Oth	12189
% AP_Oth	7.75%
Hispanic Origin	13526
% Hispanic Origin	8.6%
18+_Pop	130934
NH18+_Wht	106496
% NH18+_Wht	81.34%
18+_AP_BlK	2116
% 18+_AP_BlK	1.62%
18+_AP_Ind	5739
% 18+_AP_Ind	4.38%
18+_AP_Asn	5981
% 18+_AP_Asn	4.57%
18+_AP_Hwn	717
% 18+_AP_Hwn	0.55%
18+_AP_Oth	8687
% 18+_AP_Oth	6.63%
H18+_Pop	9230
% H18+_Pop	7.05%

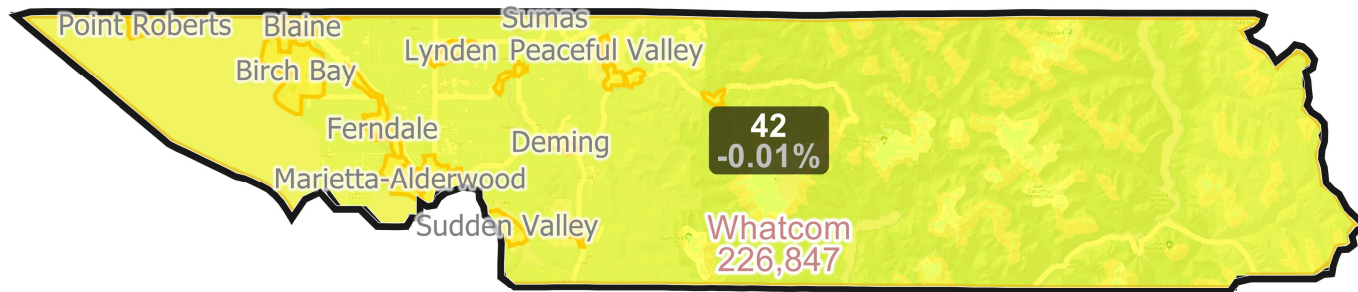
# District: 41



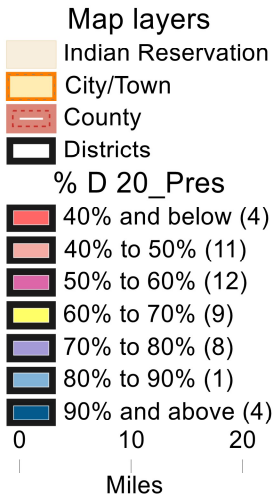
©2021 CALIPER; ©2020 HERE

Field	Value
District	41
Population	157265
ernate Schwartzberg	1.64
Polsby Popper	0.37
Deviation	14
% Deviation	0%
NH_Wht	75095
% NH_Wht	47.75%
AP_BlK	5494
% AP_BlK	3.49%
AP_Ind	2184
% AP_Ind	1.39%
AP_Asn	64395
% AP_Asn	40.95%
AP_Hwn	898
% AP_Hwn	0.57%
AP_Oth	9394
% AP_Oth	5.97%
Hispanic Origin	9887
% Hispanic Origin	6.29%
18+_Pop	123766
NH18+_Wht	62952
% NH18+_Wht	50.86%
18+_AP_BlK	3824
% 18+_AP_BlK	3.09%
18+_AP_Ind	1629
% 18+_AP_Ind	1.32%
18+_AP_Asn	47926
% 18+_AP_Asn	38.72%
18+_AP_Hwn	574
% 18+_AP_Hwn	0.46%
18+_AP_Oth	6754
% 18+_AP_Oth	5.46%
H18+_Pop	7031
% H18+_Pop	5.68%

# District: 42

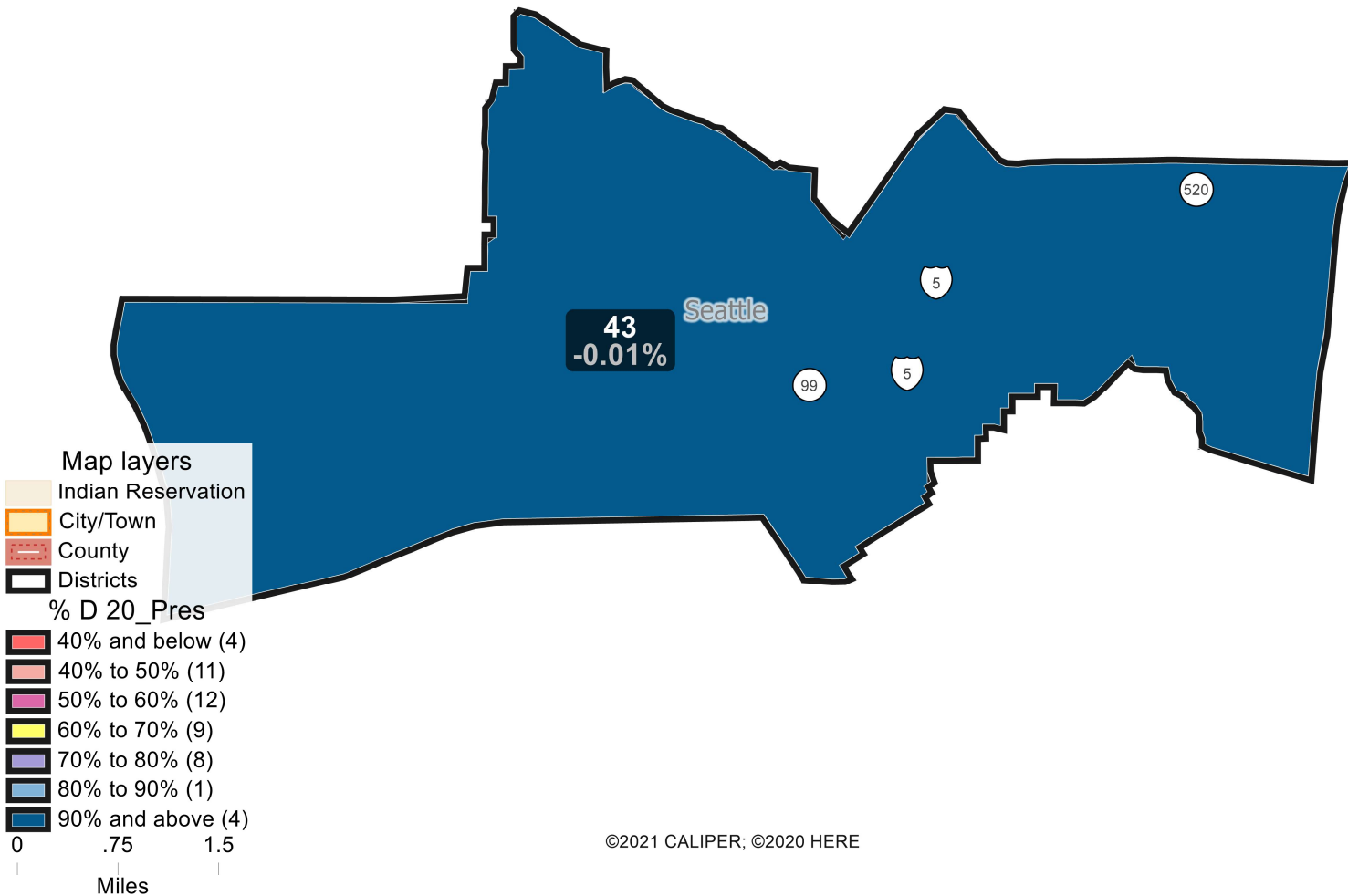


Field	Value
District	42
Population	157210
ernate Schwartzberg	1.71
Polsby Popper	0.34
Deviation	-41
% Deviation	-0.01%
NH_Wht	117033
% NH_Wht	74.44%
AP_BlK	3247
% AP_BlK	2.07%
AP_Ind	8299
% AP_Ind	5.28%
AP_Asn	9996
% AP_Asn	6.36%
AP_Hwn	1298
% AP_Hwn	0.83%
AP_Oth	15148
% AP_Oth	9.64%
Hispanic Origin	17637
% Hispanic Origin	11.22%
18+_Pop	122925
NH18+_Wht	95402
% NH18+_Wht	77.61%
18+_AP_BlK	1947
% 18+_AP_BlK	1.58%
18+_AP_Ind	5792
% 18+_AP_Ind	4.71%
18+_AP_Asn	7337
% 18+_AP_Asn	5.97%
18+_AP_Hwn	857
% 18+_AP_Hwn	0.7%
18+_AP_Oth	10316
% 18+_AP_Oth	8.39%
H18+_Pop	11355
% H18+_Pop	9.24%



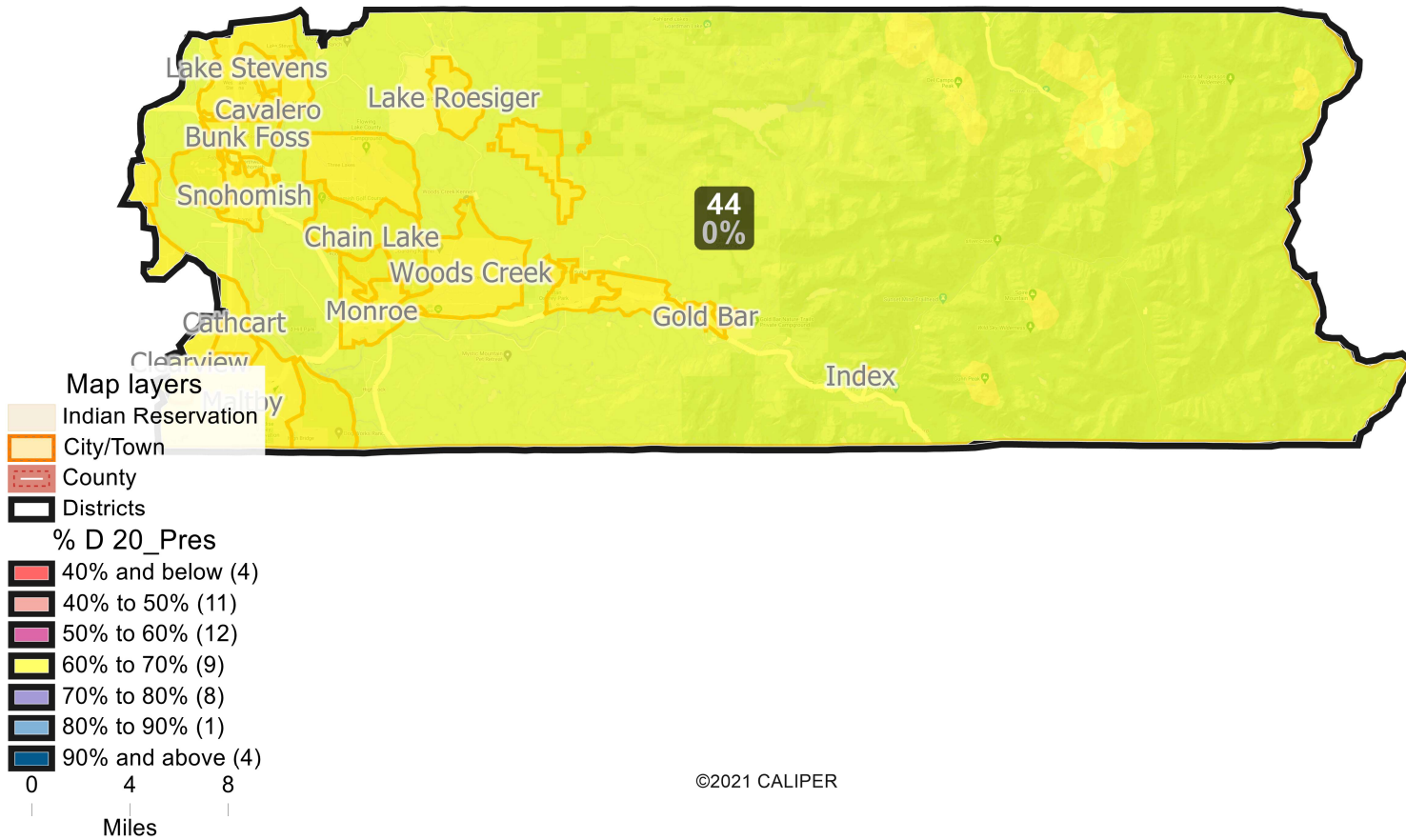


# District: 43



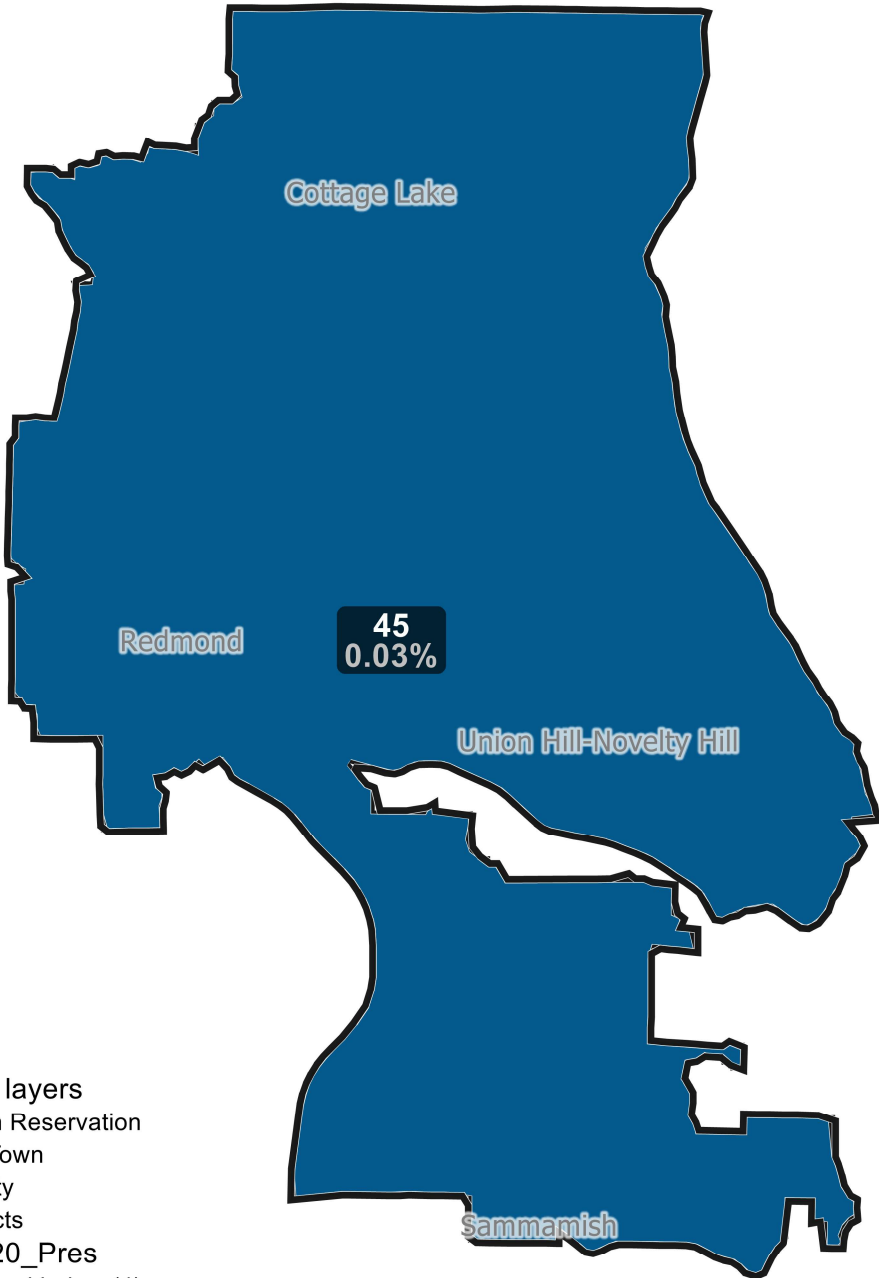
Field	Value
District	43
Population	157235
ernate Schwartzberg	1.79
Polsby Popper	0.31
Deviation	-16
% Deviation	-0.01%
NH_Wht	97854
% NH_Wht	62.23%
AP_BlK	8596
% AP_BlK	5.47%
AP_Ind	3340
% AP_Ind	2.12%
AP_Asn	35339
% AP_Asn	22.48%
AP_Hwn	1103
% AP_Hwn	0.7%
AP_Oth	10318
% AP_Oth	6.56%
Hispanic Origin	11858
% Hispanic Origin	7.54%
18+_Pop	143678
NH18+_Wht	90233
% NH18+_Wht	62.8%
18+_AP_BlK	7362
% 18+_AP_BlK	5.12%
18+_AP_Ind	2815
% 18+_AP_Ind	1.96%
18+_AP_Asn	32253
% 18+_AP_Asn	22.45%
18+_AP_Hwn	871
% 18+_AP_Hwn	0.61%
18+_AP_Oth	9007
% 18+_AP_Oth	6.27%
H18+_Pop	10349
% H18+_Pop	7.2%

# District: 44

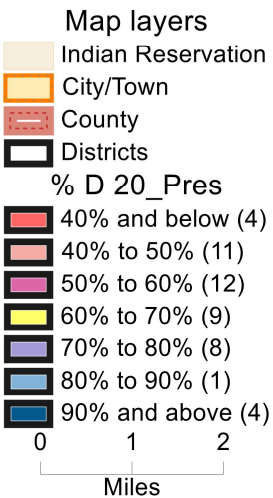


Field	Value
District	44
Population	157260
ernate Schwartzberg	1.52
Polsby Popper	0.43
Deviation	9
% Deviation	0%
NH_Wht	119026
% NH_Wht	75.69%
AP_BlK	4423
% AP_BlK	2.81%
AP_Ind	5462
% AP_Ind	3.47%
AP_Asn	10879
% AP_Asn	6.92%
AP_Hwn	1547
% AP_Hwn	0.98%
AP_Oth	14557
% AP_Oth	9.26%
Hispanic Origin	16100
% Hispanic Origin	10.24%
18+_Pop	119142
NH18+_Wht	93635
% NH18+_Wht	78.59%
18+_AP_BlK	2683
% 18+_AP_BlK	2.25%
18+_AP_Ind	3931
% 18+_AP_Ind	3.3%
18+_AP_Asn	7323
% 18+_AP_Asn	6.15%
18+_AP_Hwn	1008
% 18+_AP_Hwn	0.85%
18+_AP_Oth	9730
% 18+_AP_Oth	8.17%
H18+_Pop	10164
% H18+_Pop	8.53%

# District: 45

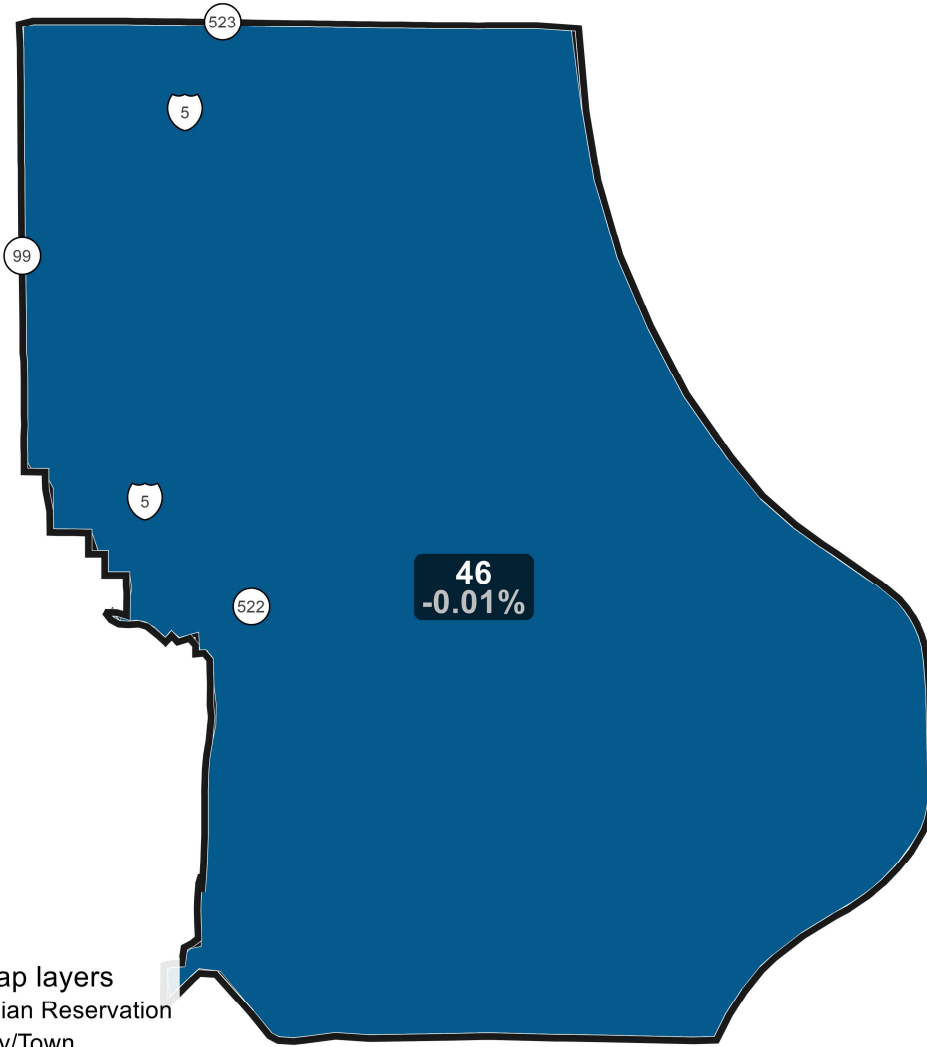


Field	Value
District	45
Population	157332
ernate Schwartzberg	2.08
Polsby Popper	0.23
Deviation	81
% Deviation	0.03%
NH_Wht	82846
% NH_Wht	52.66%
AP_Blkc	4183
% AP_Blkc	2.66%
AP_Ind	2216
% AP_Ind	1.41%
AP_Asn	57450
% AP_Asn	36.52%
AP_Hwn	689
% AP_Hwn	0.44%
AP_Oth	9573
% AP_Oth	6.08%
Hispanic Origin	9609
% Hispanic Origin	6.11%
18+_Pop	115494
NH18+_Wht	65623
% NH18+_Wht	56.82%
18+_AP_Blkc	2677
% 18+_AP_Blkc	2.32%
18+_AP_Ind	1567
% 18+_AP_Ind	1.36%
18+_AP_Asn	38167
% 18+_AP_Asn	33.05%
18+_AP_Hwn	448
% 18+_AP_Hwn	0.39%
18+_AP_Oth	6678
% 18+_AP_Oth	5.78%
H18+_Pop	6515
% H18+_Pop	5.64%
D 20_Pres	56497.99
% D 20_Pres	73.58%
R 20_Pres	20290.56
% R 20_Pres	26.42%
20_Pres	76788.55

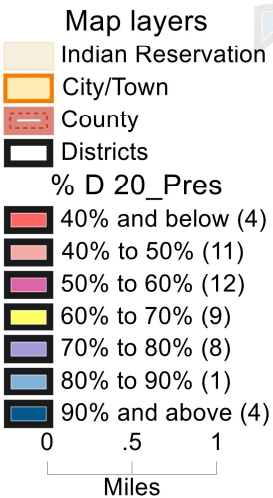


©2021 CALIPER; ©2020 HERE

# District: 46

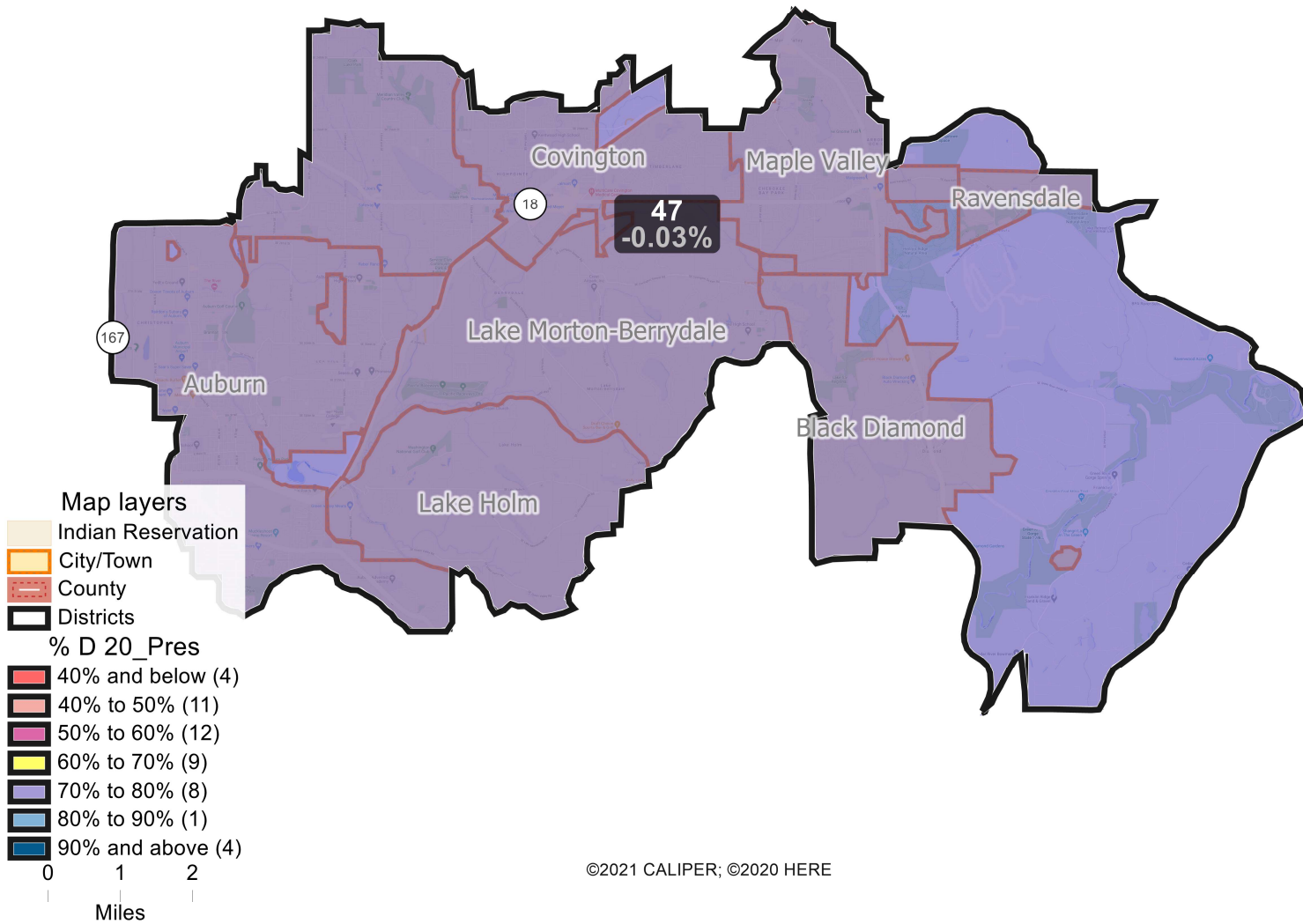


Field	Value
District	46
Population	157216
ernate Schwartzberg	1.28
Polsby Popper	0.61
Deviation	-35
% Deviation	-0.01%
NH_Wht	93411
% NH_Wht	59.42%
AP_Blkc	10245
% AP_Blkc	6.52%
AP_Ind	3585
% AP_Ind	2.28%
AP_Asn	37130
% AP_Asn	23.62%
AP_Hwn	1203
% AP_Hwn	0.77%
AP_Oth	11287
% AP_Oth	7.18%
Hispanic Origin	12789
% Hispanic Origin	8.13%
18+_Pop	133051
NH18+_Wht	80430
% NH18+_Wht	60.45%
18+_AP_Blkc	7554
% 18+_AP_Blkc	5.68%
18+_AP_Ind	2841
% 18+_AP_Ind	2.14%
18+_AP_Asn	31701
% 18+_AP_Asn	23.83%
18+_AP_Hwn	897
% 18+_AP_Hwn	0.67%
18+_AP_Oth	8861
% 18+_AP_Oth	6.66%
H18+_Pop	10020
% H18+_Pop	7.53%
D 20_Pres	74712.58
% D 20_Pres	90.46%
R 20_Pres	7877.56
% R 20_Pres	9.54%
20_Pres	82590.14



©2021 CALIPER; ©2020 HERE

# District: 47

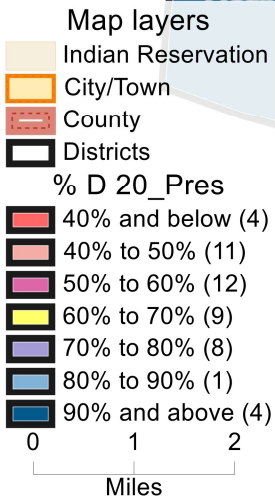
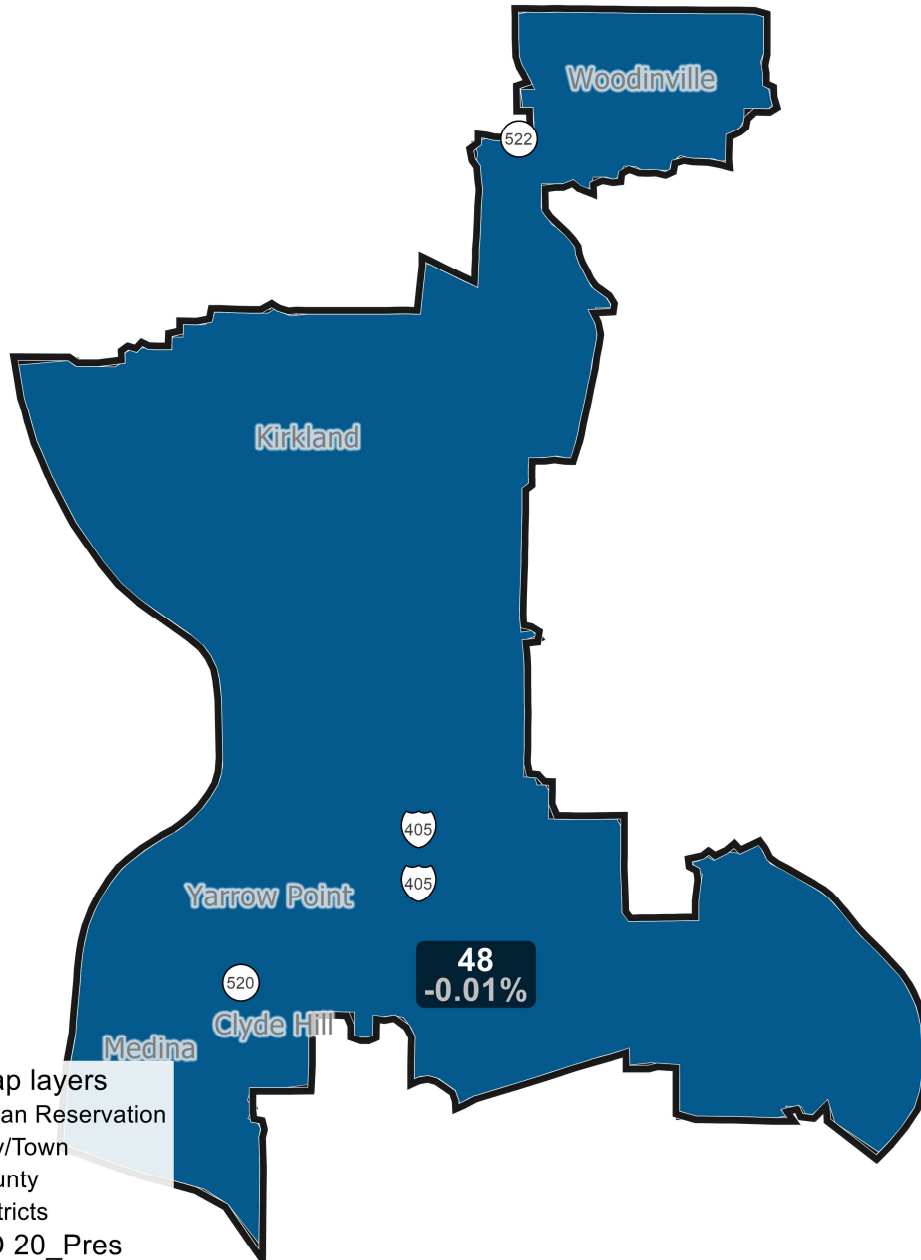


©2021 CALIPER; ©2020 HERE

Field	Value
District	47
Population	157151
ernate Schwartzberg	2.09
Polsby Popper	0.23
Deviation	-100
% Deviation	-0.03%
NH_Wht	90080
% NH_Wht	57.32%
AP_BlK	13260
% AP_BlK	8.44%
AP_Ind	6012
% AP_Ind	3.83%
AP_Asn	25859
% AP_Asn	16.45%
AP_Hwn	4233
% AP_Hwn	2.69%
AP_Oth	17482
% AP_Oth	11.12%
Hispanic Origin	20486
% Hispanic Origin	13.04%
18+_Pop	117435
NH18+_Wht	71812
% NH18+_Wht	61.15%
18+_AP_BlK	8418
% 18+_AP_BlK	7.17%
18+_AP_Ind	4279
% 18+_AP_Ind	3.64%
18+_AP_Asn	18433
% 18+_AP_Asn	15.7%
18+_AP_Hwn	2646
% 18+_AP_Hwn	2.25%
18+_AP_Oth	11615
% 18+_AP_Oth	9.89%
H18+_Pop	12960
% H18+_Pop	11.04%



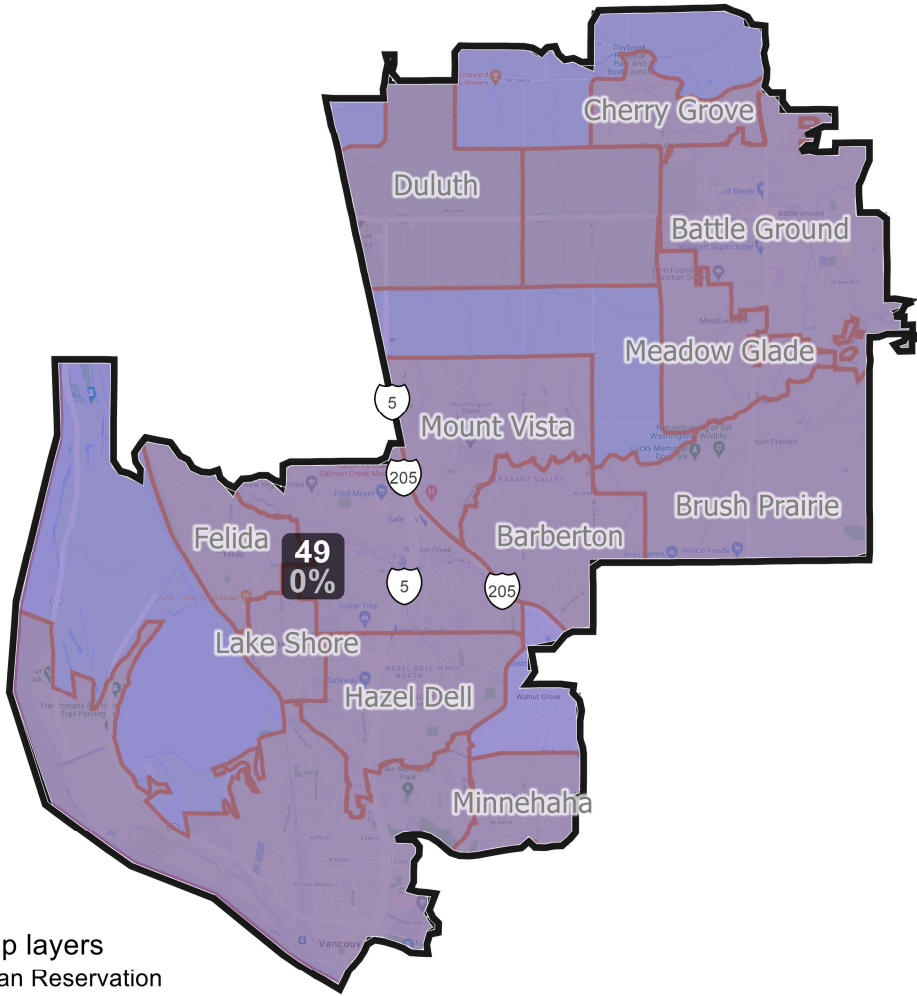
# District: 48



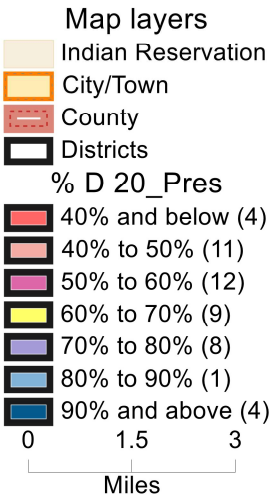
©2021 CALIPER; ©2020 HERE

Field	Value
District	48
Population	157232
ernate Schwartzberg	2.26
Polsby Popper	0.2
Deviation	-19
% Deviation	-0.01%
NH_Wht	91049
% NH_Wht	57.91%
AP_Blkc	5394
% AP_Blkc	3.43%
AP_Ind	2725
% AP_Ind	1.73%
AP_Asn	44665
% AP_Asn	28.41%
AP_Hwn	980
% AP_Hwn	0.62%
AP_Oth	12088
% AP_Oth	7.69%
Hispanic Origin	12323
% Hispanic Origin	7.84%
18+_Pop	124138
NH18+_Wht	75281
% NH18+_Wht	60.64%
18+_AP_Blkc	3744
% 18+_AP_Blkc	3.02%
18+_AP_Ind	2006
% 18+_AP_Ind	1.62%
18+_AP_Asn	33139
% 18+_AP_Asn	26.7%
18+_AP_Hwn	619
% 18+_AP_Hwn	0.5%
18+_AP_Oth	8914
% 18+_AP_Oth	7.18%
H18+_Pop	8798
% H18+_Pop	7.09%
D 20_Pres	58835.44
% D 20_Pres	74.03%
R 20_Pres	20644.76
% R 20_Pres	25.97%
20_Pres	79480.20

# District: 49



Field	Value
District	49
Population	157254
ernate Schwartzberg	1.89
Polsby Popper	0.28
Deviation	3
% Deviation	0%
NH_Wht	118722
% NH_Wht	75.5%
AP_Blkc	5980
% AP_Blkc	3.8%
AP_Ind	5874
% AP_Ind	3.74%
AP_Asn	9195
% AP_Asn	5.85%
AP_Hwn	2009
% AP_Hwn	1.28%
AP_Oth	13880
% AP_Oth	8.83%
Hispanic Origin	16552
% Hispanic Origin	10.53%
18+_Pop	122745
NH18+_Wht	96222
% NH18+_Wht	78.39%
18+_AP_Blkc	3855
% 18+_AP_Blkc	3.14%
18+_AP_Ind	4299
% 18+_AP_Ind	3.5%
18+_AP_Asn	6609
% 18+_AP_Asn	5.38%
18+_AP_Hwn	1320
% 18+_AP_Hwn	1.08%
18+_AP_Oth	9442
% 18+_AP_Oth	7.69%
H18+_Pop	10589
% H18+_Pop	8.63%
D 20_Pres	48283.52
% D 20_Pres	55.04%
R 20_Pres	39440.68
% R 20_Pres	44.96%
20_Pres	87724.19



©2021 CALIPER; ©2020 HERE