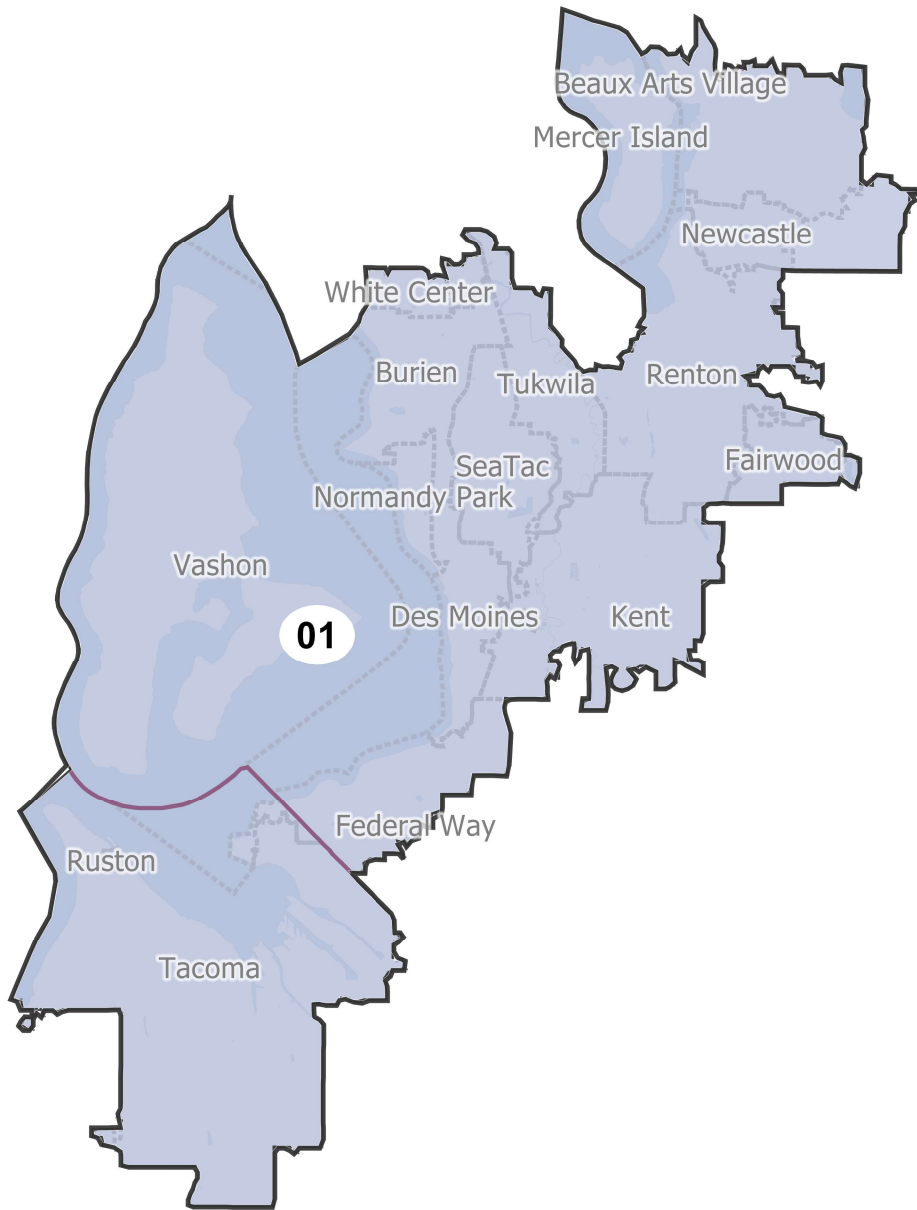
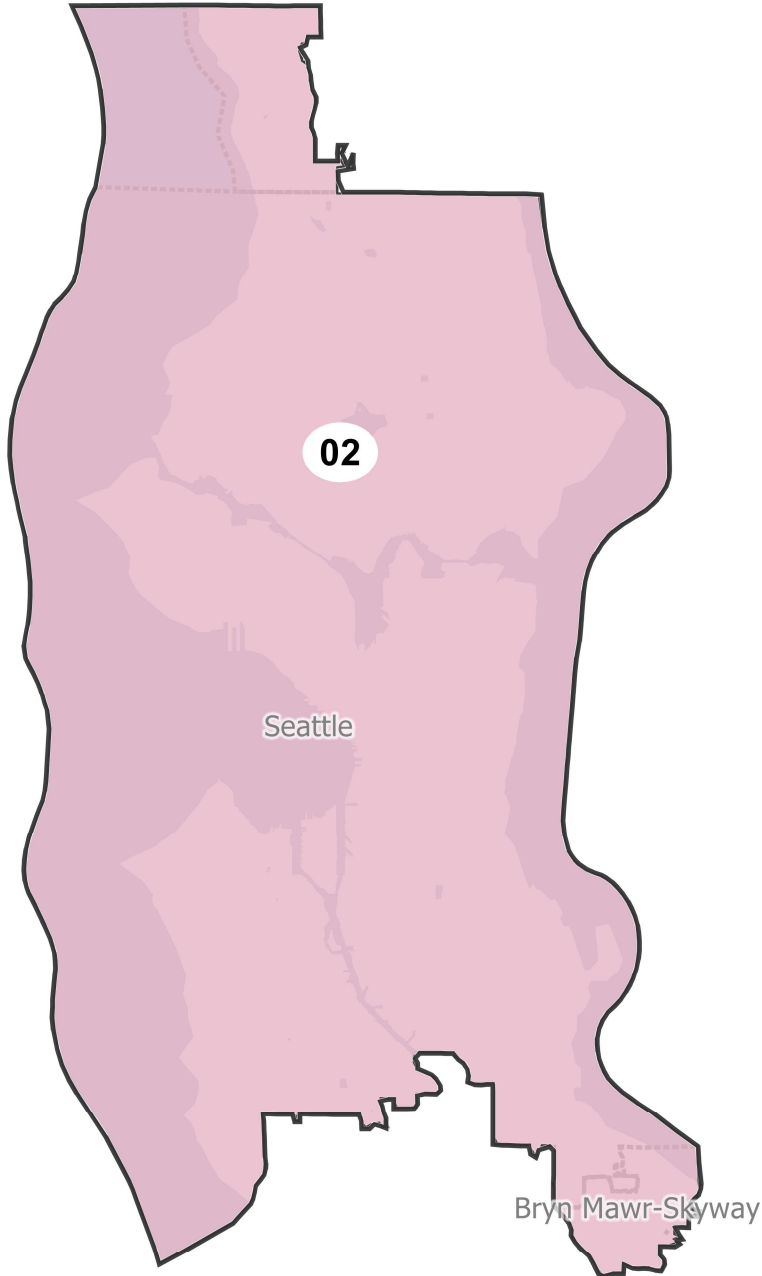


District: 01



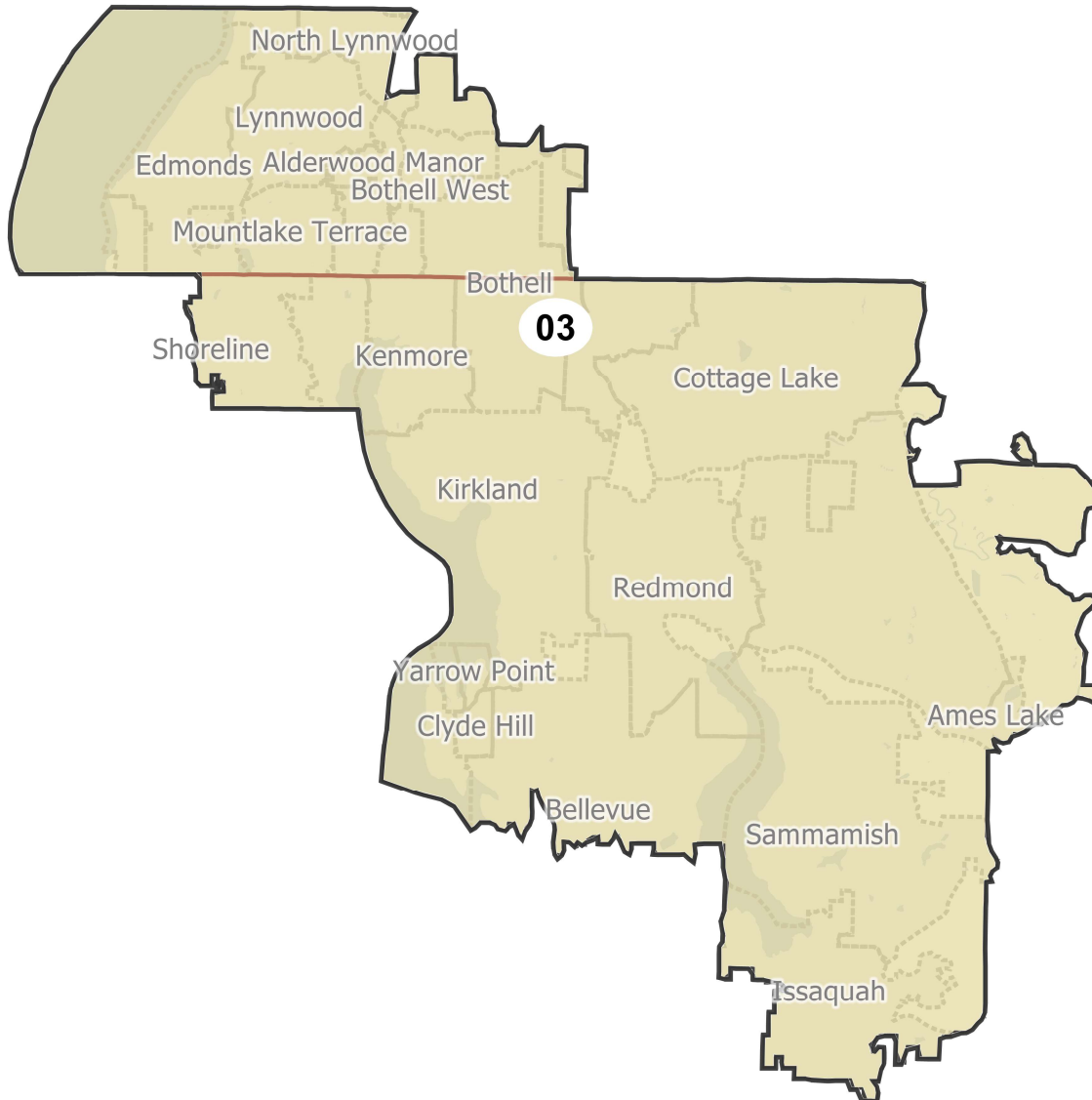
Field	Value
District	01
Population	770529
Deviation	1
% Deviation	0%
% D 20_Pres	71.86%
% R 20_Pres	28.14%
Alternate Schwartzberg	2.55
Polsby Popper	0.15
Perimeter	162.11
Reock	0.35
NH18+_Pop	527033
% NH18+_Pop	86.97%
18+_AP_BlK	73201
% 18+_AP_BlK	12.08%
18+_AP_Asn	126552
% 18+_AP_Asn	20.88%
H18+_Pop	78946
% H18+_Pop	13.03%
NH Black CVAP 19	53299.70
% NH Black CVAP 19	10.67%
NH Asian CVAP 19	75223.44
% NH Asian CVAP 19	15.06%
H CVAP 19	37233.71
% H CVAP 19	7.46%
NH CVAP 19	462137.85
% NH CVAP 19	92.54%
NH White CVAP 19	309675.41
% NH White CVAP 19	62.01%
18+_Pop	605979
20_Pres	355273.54
Total CVAP 19	499398.30
D 20_Pres	255307.66
R 20_Pres	99965.88

District: 02



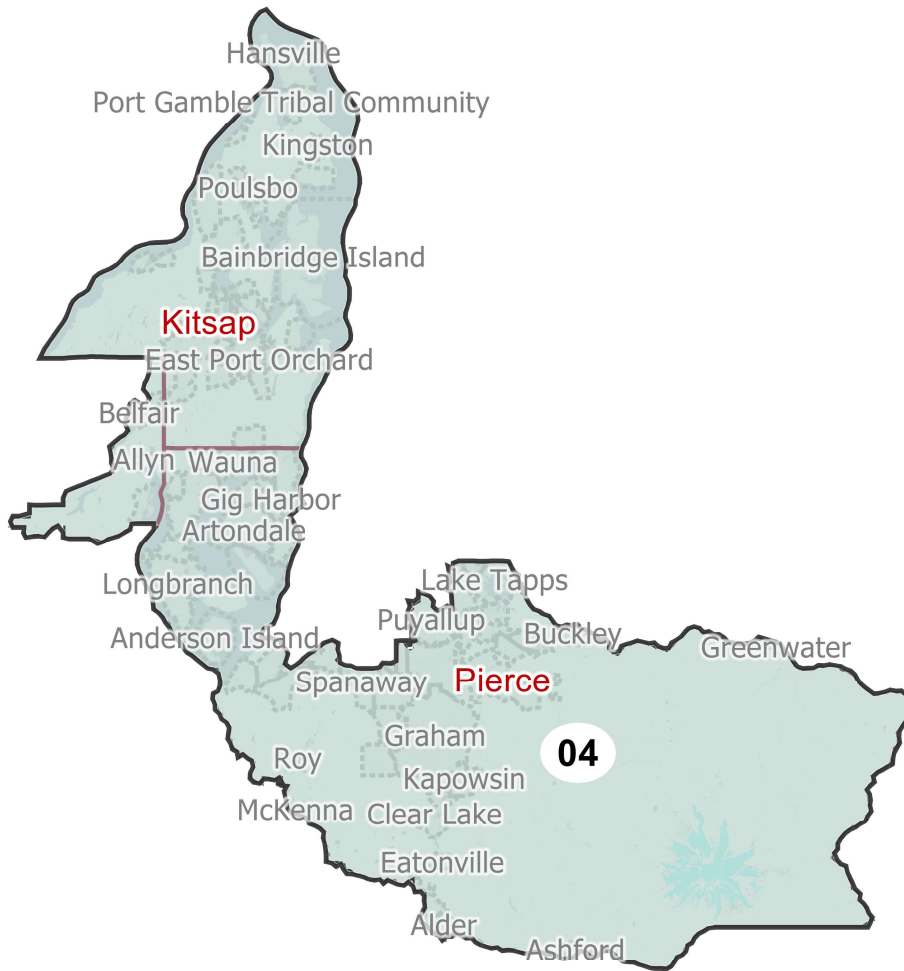
Field	Value
District	02
Population	770528
Deviation	0
% Deviation	0%
% D 20_Pres	90.22%
% R 20_Pres	9.78%
Alternate Schwartzberg	1.64
Polsby Popper	0.37
Perimeter	72.72
Reock	0.39
NH18+_Pop	606812
% NH18+_Pop	92.41%
18+_AP_BlK	53245
% 18+_AP_BlK	8.11%
18+_AP_Asn	138443
% 18+_AP_Asn	21.08%
H18+_Pop	49811
% H18+_Pop	7.59%
NH Black CVAP 19	42312.46
% NH Black CVAP 19	7.39%
NH Asian CVAP 19	83325.83
% NH Asian CVAP 19	14.56%
H CVAP 19	29768.66
% H CVAP 19	5.2%
NH CVAP 19	542543.16
% NH CVAP 19	94.8%
NH White CVAP 19	402842.01
% NH White CVAP 19	70.39%
18+_Pop	656623
20_Pres	445152.30
Total CVAP 19	572304.11
D 20_Pres	401614.86
R 20_Pres	43537.44

District: 03



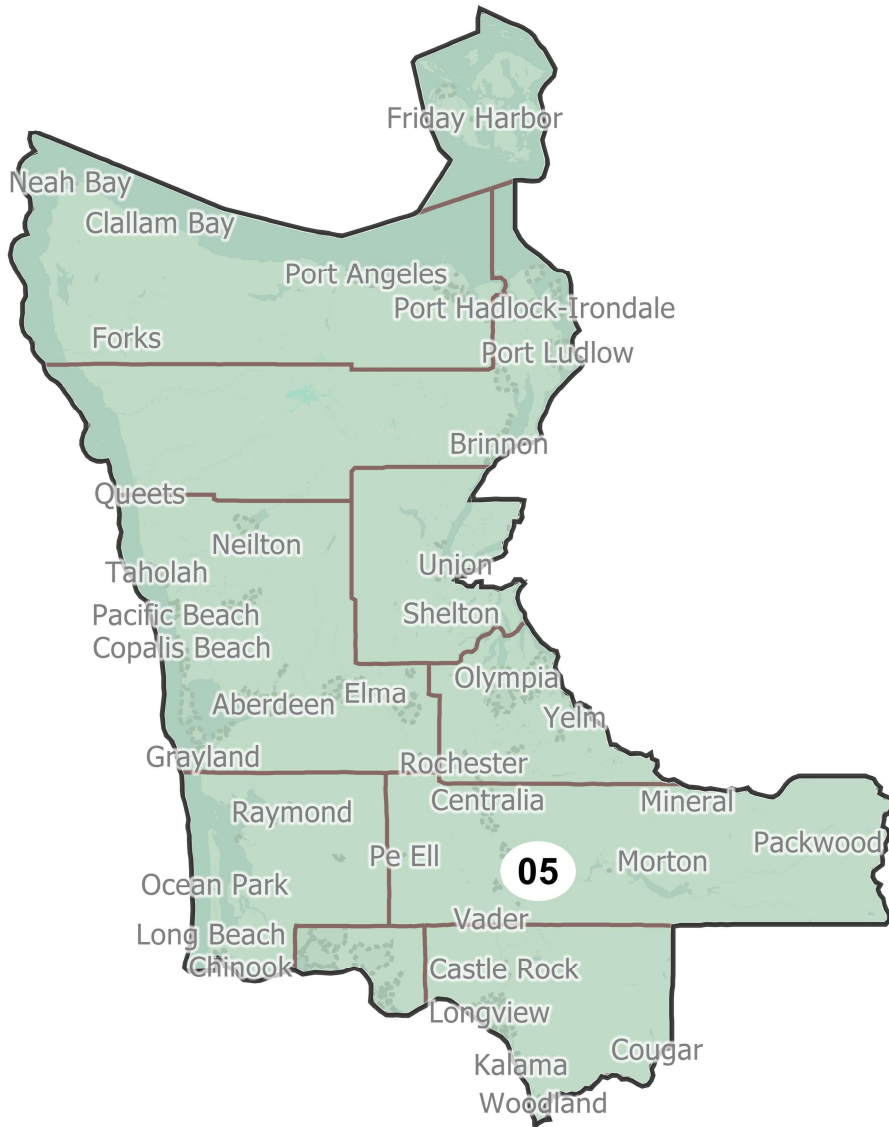
Field	Value
District	03
Population	770528
Deviation	0
% Deviation	0%
% D 20_Pres	73.93%
% R 20_Pres	26.07%
Alternate Schwartzberg	2.13
Polsby Popper	0.22
Perimeter	125.17
Reock	0.39
NH18+_Pop	555063
% NH18+_Pop	92.49%
18+_AP_BlK	23598
% 18+_AP_BlK	3.93%
18+_AP_Asn	157828
% 18+_AP_Asn	26.3%
H18+_Pop	45087
% H18+_Pop	7.51%
NH Black CVAP 19	14204.01
% NH Black CVAP 19	2.98%
NH Asian CVAP 19	74089.86
% NH Asian CVAP 19	15.54%
H CVAP 19	24507.52
% H CVAP 19	5.14%
NH CVAP 19	452372.26
% NH CVAP 19	94.87%
NH White CVAP 19	354060.84
% NH White CVAP 19	74.25%
18+_Pop	600150
20_Pres	392417.30
Total CVAP 19	476834.56
D 20_Pres	290127.47
R 20_Pres	102289.84

District: 04



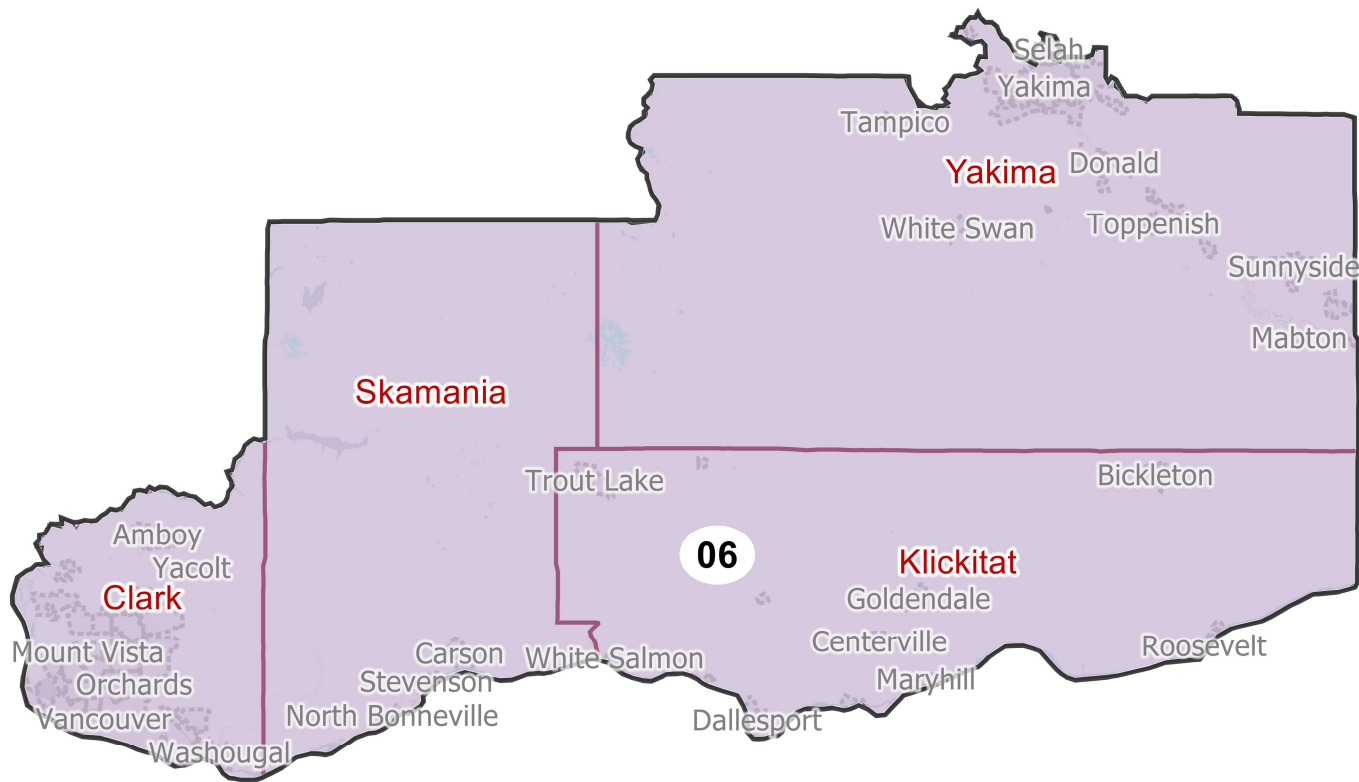
Field	Value
District	04
Population	770528
Deviation	0
% Deviation	0%
% D 20_Pres	52.16%
% R 20_Pres	47.84%
Alternate Schwartzberg	2.39
Polsby Popper	0.18
Perimeter	405.99
Reock	0.3
NH18+_Pop	542678
% NH18+_Pop	91.58%
18+_AP_BlK	32275
% 18+_AP_BlK	5.45%
18+_AP_Asn	45767
% 18+_AP_Asn	7.72%
H18+_Pop	49893
% H18+_Pop	8.42%
NH Black CVAP 19	22703.56
% NH Black CVAP 19	4.18%
NH Asian CVAP 19	28740.01
% NH Asian CVAP 19	5.3%
H CVAP 19	34132.25
% H CVAP 19	6.29%
NH CVAP 19	508475.87
% NH CVAP 19	93.71%
NH White CVAP 19	433044.52
% NH White CVAP 19	79.81%
18+_Pop	592571
20_Pres	401557.57
Total CVAP 19	542578.80
D 20_Pres	209432.54
R 20_Pres	192125.03

District: 05



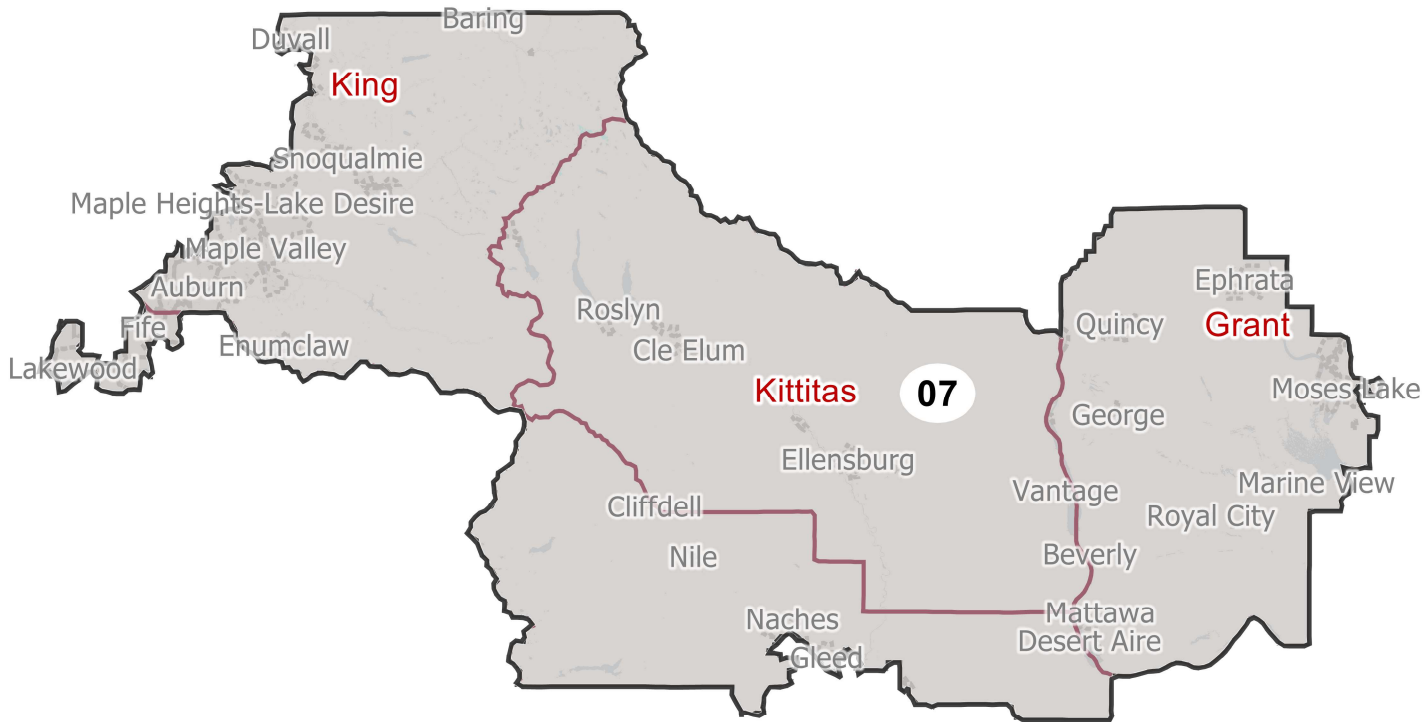
Field	Value
District	05
Population	770528
Deviation	0
% Deviation	0%
% D 20_Pres	52.43%
% R 20_Pres	47.57%
Alternate Schwartzberg	1.94
Polsby Popper	0.26
Perimeter	830.34
Reock	0.4
NH18+_Pop	569428
% NH18+_Pop	92.61%
18+_AP_BlK	15699
% 18+_AP_BlK	2.55%
18+_AP_Asn	27907
% 18+_AP_Asn	4.54%
H18+_Pop	45440
% H18+_Pop	7.39%
NH Black CVAP 19	11754.85
% NH Black CVAP 19	2.08%
NH Asian CVAP 19	18690.30
% NH Asian CVAP 19	3.3%
H CVAP 19	29089.75
% H CVAP 19	5.14%
NH CVAP 19	536367.61
% NH CVAP 19	94.84%
NH White CVAP 19	481235.54
% NH White CVAP 19	85.09%
18+_Pop	614868
20_Pres	429757.53
Total CVAP 19	565547.94
D 20_Pres	225322.30
R 20_Pres	204435.23

District: 06



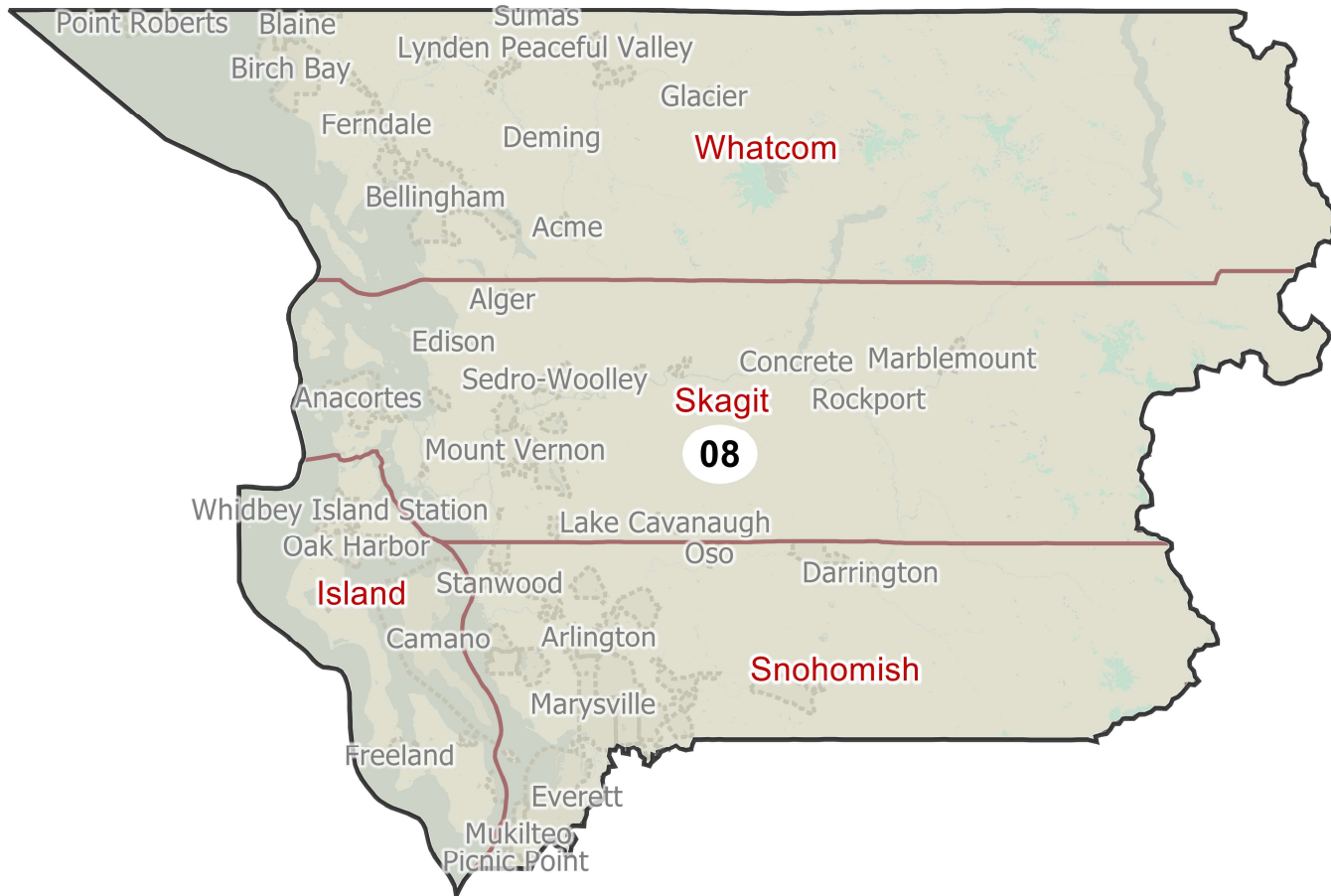
Field	Value
District	06
Population	770528
Deviation	0
% Deviation	0%
% D 20_Pres	51.39%
% R 20_Pres	48.61%
Alternate Schwartzberg	1.61
Polsby Popper	0.39
Perimeter	483.28
Reock	0.4
NH18+_Pop	461654
% NH18+_Pop	79.62%
18+_AP_BlK	14987
% 18+_AP_BlK	2.58%
18+_AP_Asn	29423
% 18+_AP_Asn	5.07%
H18+_Pop	118132
% H18+_Pop	20.38%
NH Black CVAP 19	9750.54
% NH Black CVAP 19	1.98%
NH Asian CVAP 19	18308.86
% NH Asian CVAP 19	3.71%
H CVAP 19	62500.87
% H CVAP 19	12.66%
NH CVAP 19	431181.48
% NH CVAP 19	87.34%
NH White CVAP 19	385329.47
% NH White CVAP 19	78.06%
18+_Pop	579786
20_Pres	367851.28
Total CVAP 19	493656.48
D 20_Pres	189036.50
R 20_Pres	178814.78

District: 07



Field	Value
District	07
Population	770528
Deviation	0
% Deviation	0%
% D 20_Pres	54.21%
% R 20_Pres	45.79%
Alternate Schwartzberg	2.41
Polsby Popper	0.17
Perimeter	715.6
Reock	0.34
NH18+_Pop	504210
% NH18+_Pop	86.04%
18+_AP_BlK	41397
% 18+_AP_BlK	7.06%
18+_AP_Asn	67585
% 18+_AP_Asn	11.53%
H18+_Pop	81798
% H18+_Pop	13.96%
NH Black CVAP 19	30384.97
% NH Black CVAP 19	5.94%
NH Asian CVAP 19	42521.24
% NH Asian CVAP 19	8.31%
H CVAP 19	41457.88
% H CVAP 19	8.11%
NH CVAP 19	469942.42
% NH CVAP 19	91.88%
NH White CVAP 19	376602.14
% NH White CVAP 19	73.63%
18+_Pop	586008
20_Pres	372136.98
Total CVAP 19	511493.78
D 20_Pres	201723.50
R 20_Pres	170413.47

District: 08



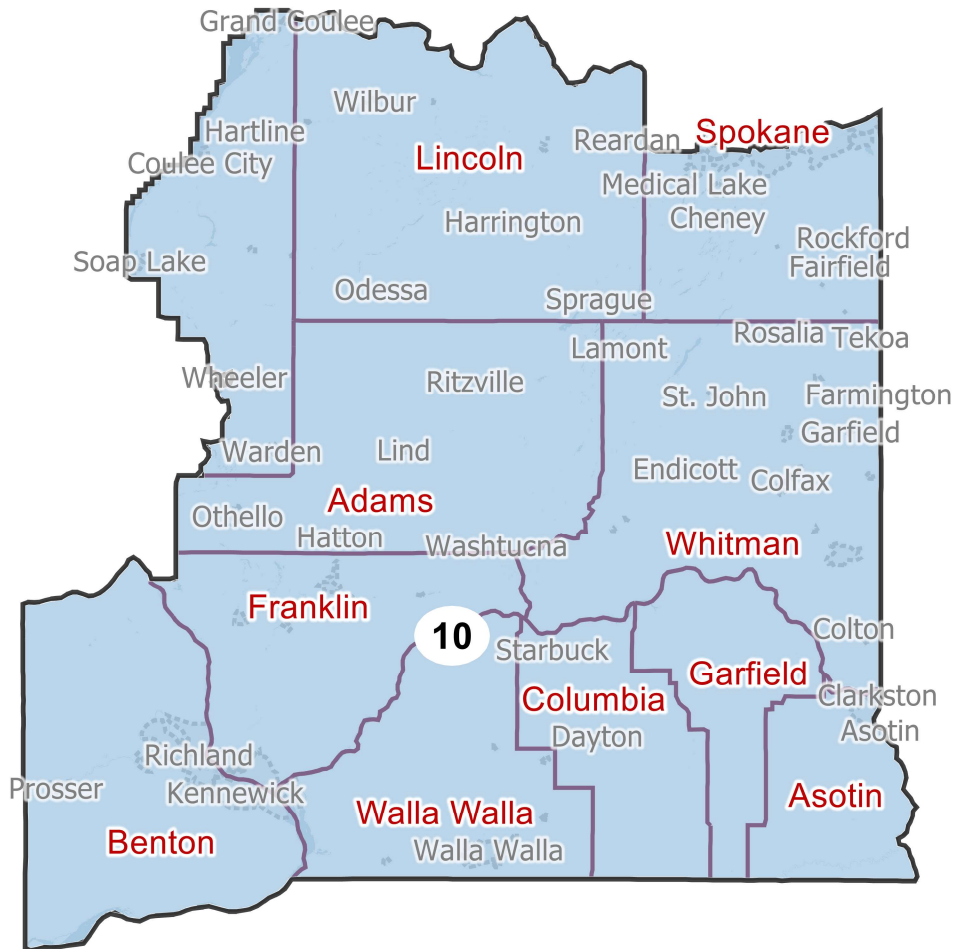
Field	Value
District	08
Population	770528
Deviation	0
% Deviation	0%
% D 20_Pres	57.38%
% R 20_Pres	42.62%
Alternate Schwartzberg	1.6
Polsby Popper	0.39
Perimeter	446.87
Reock	0.49
NH18+_Pop	548339
% NH18+_Pop	89.95%
18+_AP_BlK	17570
% 18+_AP_BlK	2.88%
18+_AP_Asn	44390
% 18+_AP_Asn	7.28%
H18+_Pop	61240
% H18+_Pop	10.05%
NH Black CVAP 19	11632.81
% NH Black CVAP 19	2.11%
NH Asian CVAP 19	27456.14
% NH Asian CVAP 19	4.98%
H CVAP 19	35988.52
% H CVAP 19	6.52%
NH CVAP 19	515663.89
% NH CVAP 19	93.47%
NH White CVAP 19	455847.32
% NH White CVAP 19	82.62%
18+_Pop	609579
20_Pres	421685.05
Total CVAP 19	551718.04
D 20_Pres	241965.99
R 20_Pres	179719.07

District: 09



Field	Value
District	09
Population	770528
Deviation	0
% Deviation	0%
% D 20_Pres	48.33%
% R 20_Pres	51.67%
Alternate Schwartzberg	1.87
Polsby Popper	0.29
Perimeter	885.45
Reock	0.35
NH18+_Pop	533419
% NH18+_Pop	89.77%
18+_AP_BlK	15331
% 18+_AP_BlK	2.58%
18+_AP_Asn	40907
% 18+_AP_Asn	6.88%
H18+_Pop	60783
% H18+_Pop	10.23%
NH Black CVAP 19	10130.20
% NH Black CVAP 19	1.91%
NH Asian CVAP 19	21978.38
% NH Asian CVAP 19	4.15%
H CVAP 19	34738.01
% H CVAP 19	6.55%
NH CVAP 19	495423.86
% NH CVAP 19	93.44%
NH White CVAP 19	442135.78
% NH White CVAP 19	83.39%
18+_Pop	594202
20_Pres	401233.10
Total CVAP 19	530188.34
D 20_Pres	193932.61
R 20_Pres	207300.48

District: 10



Field	Value
District	10
Population	770528
Deviation	0
% Deviation	0%
% D 20_Pres	43.89%
% R 20_Pres	56.11%
Alternate Schwartzberg	1.52
Polsby Popper	0.43
Perimeter	664.13
Reock	0.55
NH18+_Pop	485379
% NH18+_Pop	82.98%
18+_AP_BlK	14187
% 18+_AP_BlK	2.43%
18+_AP_Asn	23086
% 18+_AP_Asn	3.95%
H18+_Pop	99544
% H18+_Pop	17.02%
NH Black CVAP 19	10523.68
% NH Black CVAP 19	2.06%
NH Asian CVAP 19	12823.69
% NH Asian CVAP 19	2.51%
H CVAP 19	55449.56
% H CVAP 19	10.85%
NH CVAP 19	455698.05
% NH CVAP 19	89.17%
NH White CVAP 19	420021.45
% NH White CVAP 19	82.18%
18+_Pop	584923
20_Pres	367125.54
Total CVAP 19	511068.64
D 20_Pres	161116.82
R 20_Pres	206008.72