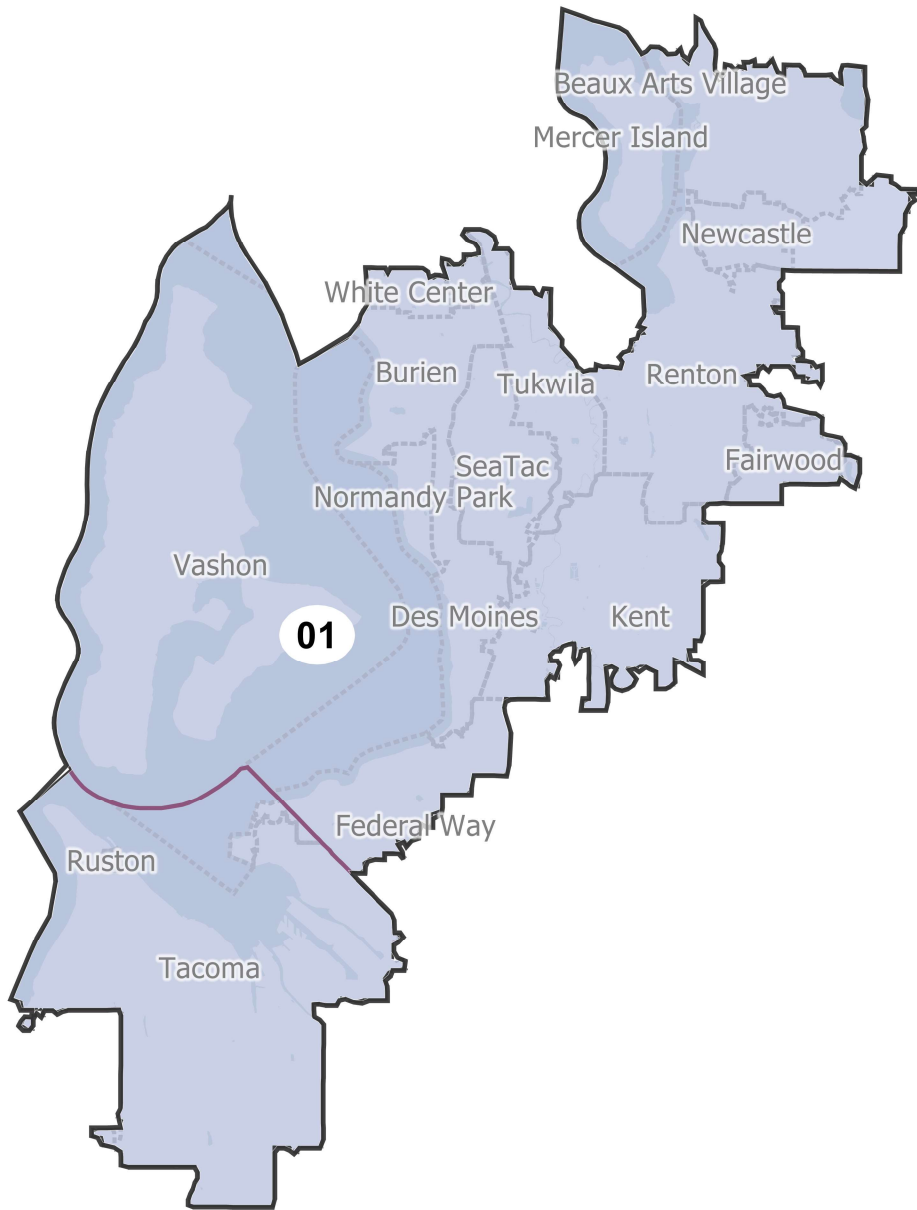
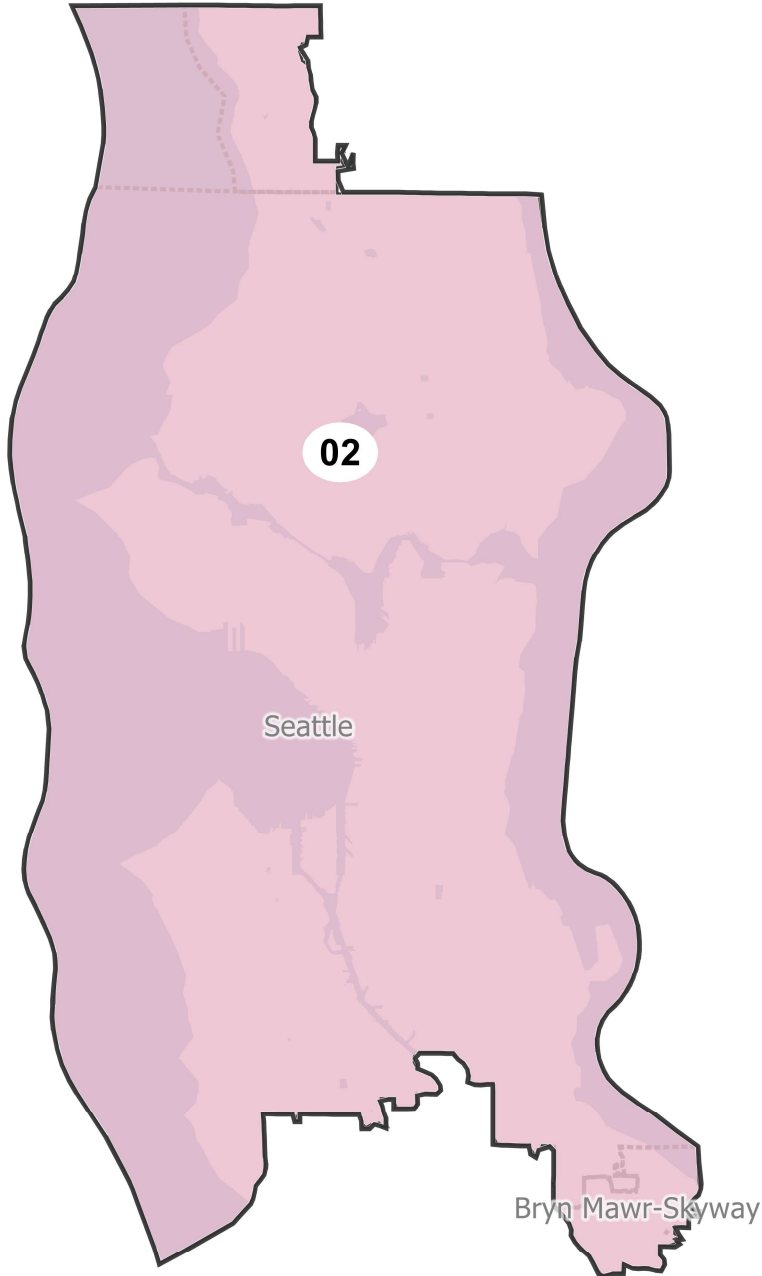


District: 01



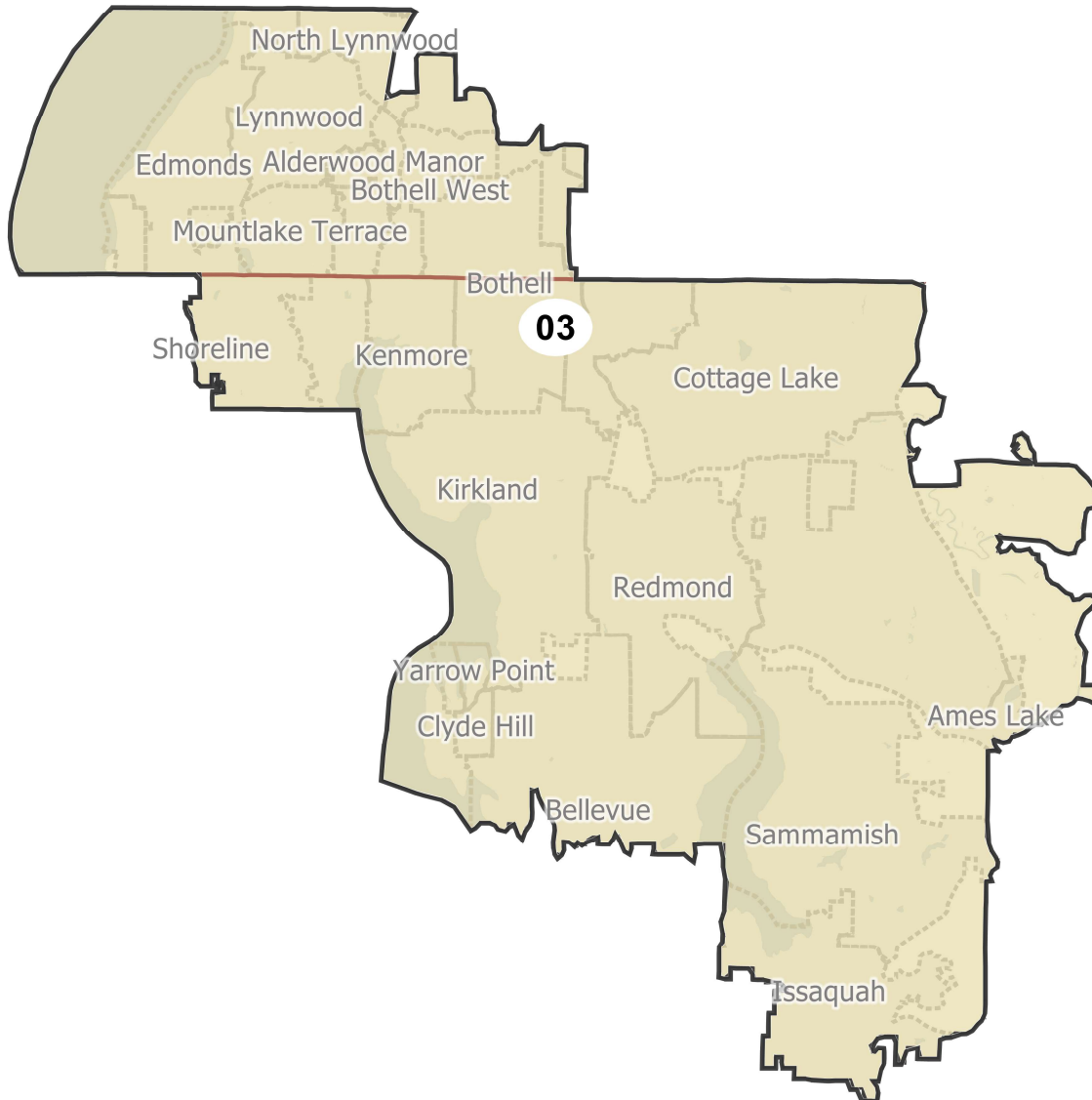
Field	Value
District	01
Population	770529
Deviation	1
% Deviation	0%
% D 20_Pres	71.86%
% R 20_Pres	28.14%
Alternate Schwartzberg	2.55
Polsby Popper	0.15
Perimeter	162.11
Reock	0.35
NH18+_Pop	527033
% NH18+_Pop	86.97%
18+_AP_BlK	73201
% 18+_AP_BlK	12.08%
18+_AP_Asn	126552
% 18+_AP_Asn	20.88%
H18+_Pop	78946
% H18+_Pop	13.03%
NH Black CVAP 19	53299.70
% NH Black CVAP 19	10.67%
NH Asian CVAP 19	75223.44
% NH Asian CVAP 19	15.06%
H CVAP 19	37233.71
% H CVAP 19	7.46%
NH CVAP 19	462137.85
% NH CVAP 19	92.54%
NH White CVAP 19	309675.41
% NH White CVAP 19	62.01%
18+_Pop	605979
20_Pres	355273.54
Total CVAP 19	499398.30
D 20_Pres	255307.66
R 20_Pres	99965.88

District: 02



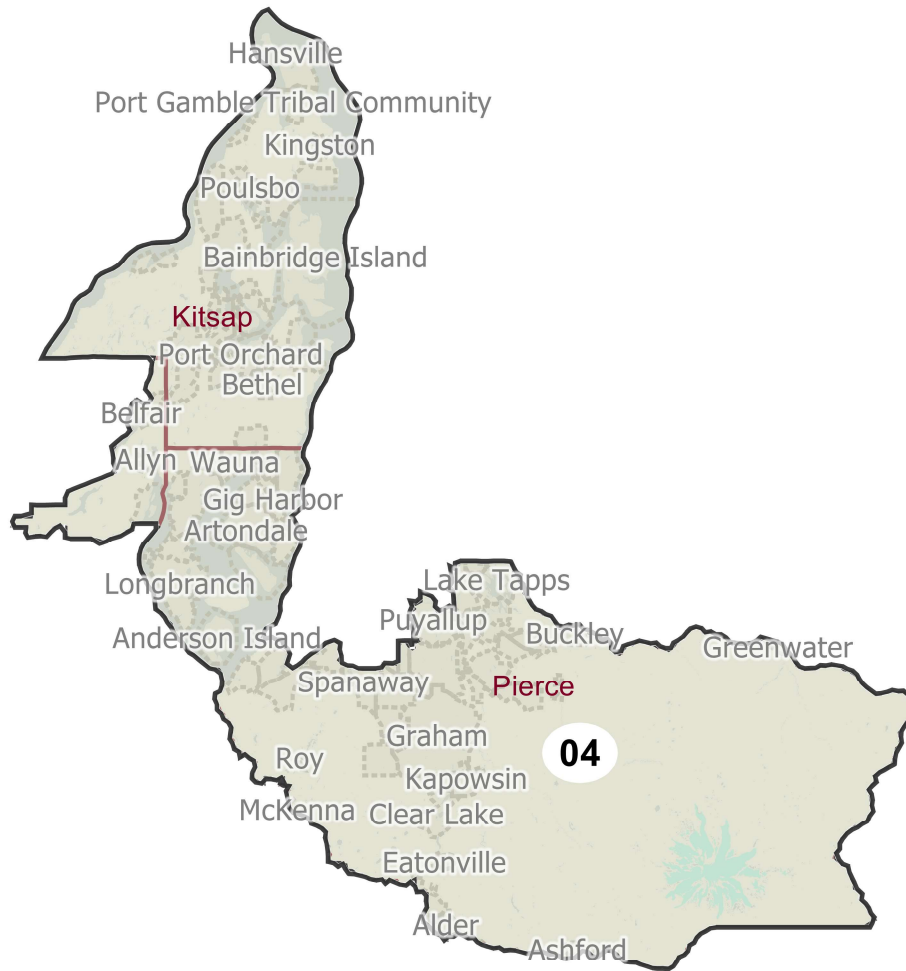
Field	Value
District	02
Population	770528
Deviation	0
% Deviation	0%
% D 20_Pres	90.22%
% R 20_Pres	9.78%
Alternate Schwartzberg	1.64
Polsby Popper	0.37
Perimeter	72.72
Reock	0.39
NH18+_Pop	606812
% NH18+_Pop	92.41%
18+_AP_BlK	53245
% 18+_AP_BlK	8.11%
18+_AP_Asn	138443
% 18+_AP_Asn	21.08%
H18+_Pop	49811
% H18+_Pop	7.59%
NH Black CVAP 19	42312.46
% NH Black CVAP 19	7.39%
NH Asian CVAP 19	83325.83
% NH Asian CVAP 19	14.56%
H CVAP 19	29768.66
% H CVAP 19	5.2%
NH CVAP 19	542543.16
% NH CVAP 19	94.8%
NH White CVAP 19	402842.01
% NH White CVAP 19	70.39%
18+_Pop	656623
20_Pres	445152.30
Total CVAP 19	572304.11
D 20_Pres	401614.86
R 20_Pres	43537.44

District: 03



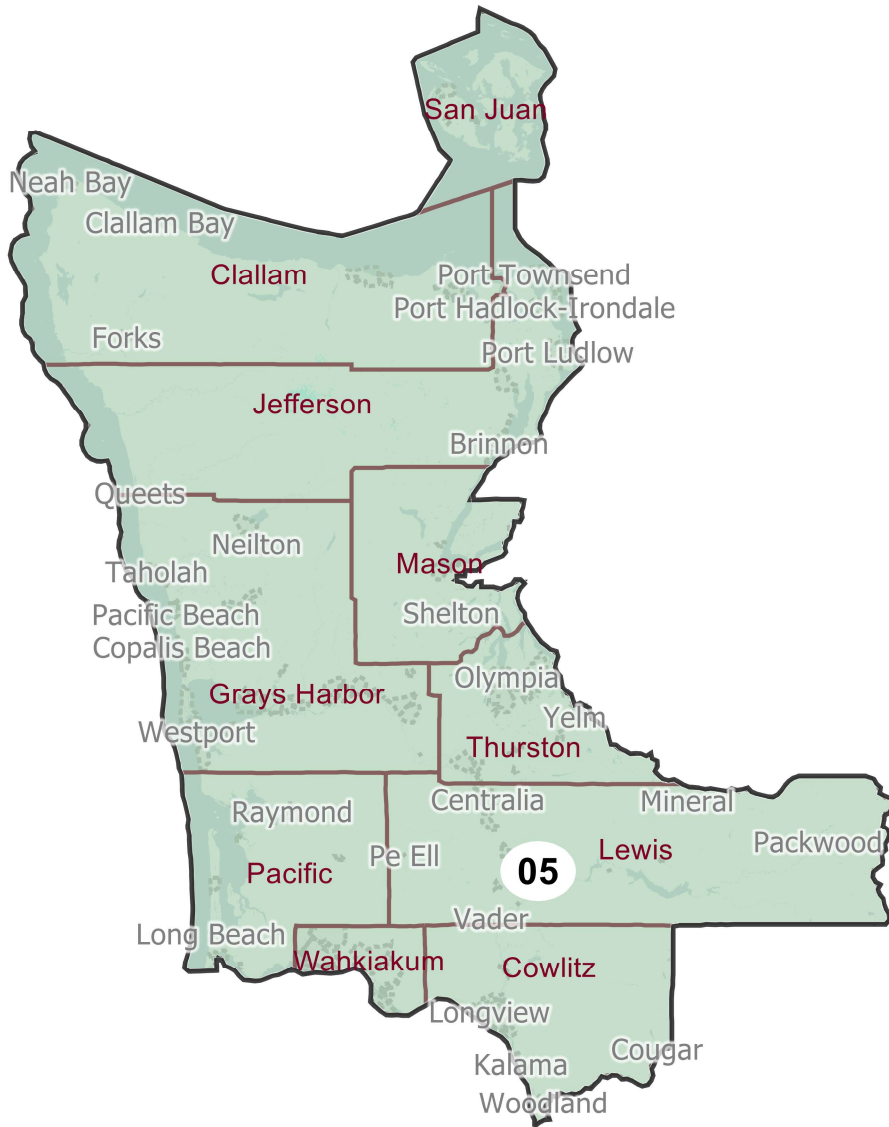
Field	Value
District	03
Population	770528
Deviation	0
% Deviation	0%
% D 20_Pres	73.93%
% R 20_Pres	26.07%
Alternate Schwartzberg	2.13
Polsby Popper	0.22
Perimeter	125.17
Reock	0.39
NH18+_Pop	555063
% NH18+_Pop	92.49%
18+_AP_BlK	23598
% 18+_AP_BlK	3.93%
18+_AP_Asn	157828
% 18+_AP_Asn	26.3%
H18+_Pop	45087
% H18+_Pop	7.51%
NH Black CVAP 19	14204.01
% NH Black CVAP 19	2.98%
NH Asian CVAP 19	74089.86
% NH Asian CVAP 19	15.54%
H CVAP 19	24507.52
% H CVAP 19	5.14%
NH CVAP 19	452372.26
% NH CVAP 19	94.87%
NH White CVAP 19	354060.84
% NH White CVAP 19	74.25%
18+_Pop	600150
20_Pres	392417.30
Total CVAP 19	476834.56
D 20_Pres	290127.47
R 20_Pres	102289.84

District: 04



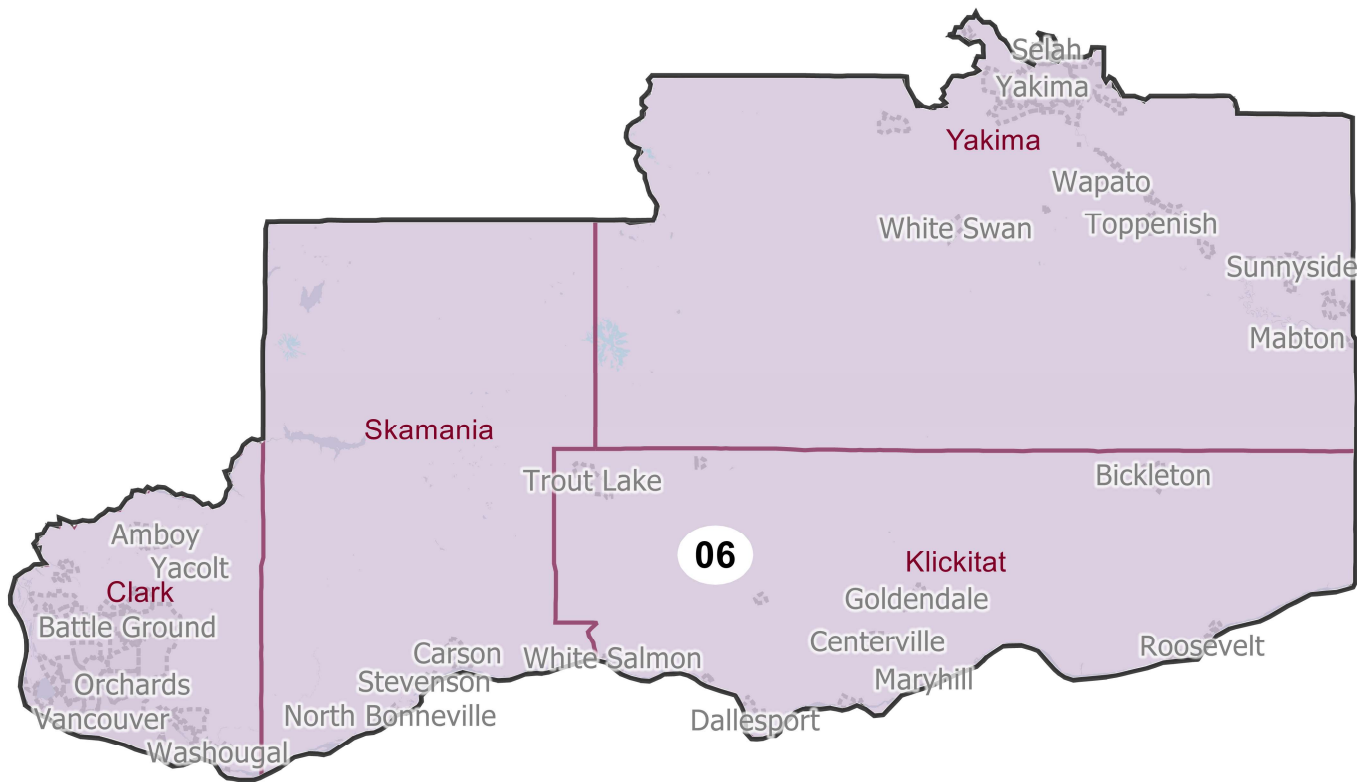
Field	Value
District	04
Population	770528
Deviation	0
% Deviation	0%
% D 20_Pres	52.16%
% R 20_Pres	47.84%
Alternate Schwartzberg	2.39
Polsby Popper	0.18
Perimeter	405.99
Reock	0.3
NH18+_Pop	542678
% NH18+_Pop	91.58%
18+_AP_BlK	32275
% 18+_AP_BlK	5.45%
18+_AP_Asn	45767
% 18+_AP_Asn	7.72%
H18+_Pop	49893
% H18+_Pop	8.42%
NH Black CVAP 19	22703.56
% NH Black CVAP 19	4.18%
NH Asian CVAP 19	28740.01
% NH Asian CVAP 19	5.3%
H CVAP 19	34132.25
% H CVAP 19	6.29%
NH CVAP 19	508475.87
% NH CVAP 19	93.71%
NH White CVAP 19	433044.52
% NH White CVAP 19	79.81%
18+_Pop	592571
20_Pres	401557.57
Total CVAP 19	542578.80
D 20_Pres	209432.54
R 20_Pres	192125.03

District: 05



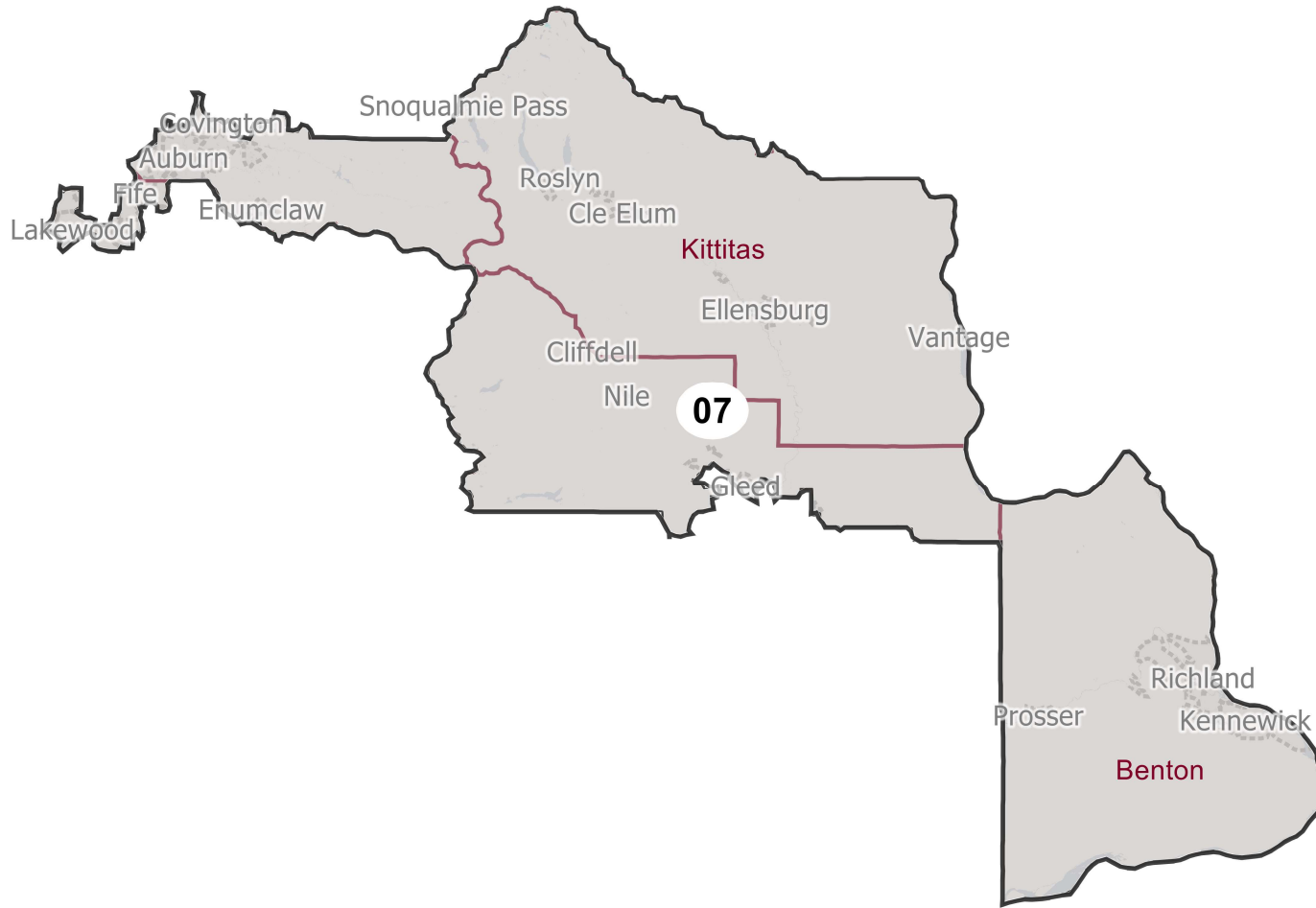
Field	Value
District	05
Population	770528
Deviation	0
% Deviation	0%
% D 20_Pres	52.43%
% R 20_Pres	47.57%
Alternate Schwartzberg	1.94
Polsby Popper	0.26
Perimeter	830.34
Reock	0.4
NH18+_Pop	569428
% NH18+_Pop	92.61%
18+_AP_BlK	15699
% 18+_AP_BlK	2.55%
18+_AP_Asn	27907
% 18+_AP_Asn	4.54%
H18+_Pop	45440
% H18+_Pop	7.39%
NH Black CVAP 19	11754.85
% NH Black CVAP 19	2.08%
NH Asian CVAP 19	18690.30
% NH Asian CVAP 19	3.3%
H CVAP 19	29089.75
% H CVAP 19	5.14%
NH CVAP 19	536367.61
% NH CVAP 19	94.84%
NH White CVAP 19	481235.54
% NH White CVAP 19	85.09%
18+_Pop	614868
20_Pres	429757.53
Total CVAP 19	565547.94
D 20_Pres	225322.30
R 20_Pres	204435.23

District: 06



Field	Value
District	06
Population	770528
Deviation	0
% Deviation	0%
% D 20_Pres	51.39%
% R 20_Pres	48.61%
Alternate Schwartzberg	1.61
Polsby Popper	0.39
Perimeter	483.28
Reock	0.4
NH18+_Pop	461654
% NH18+_Pop	79.62%
18+_AP_BlK	14987
% 18+_AP_BlK	2.58%
18+_AP_Asn	29423
% 18+_AP_Asn	5.07%
H18+_Pop	118132
% H18+_Pop	20.38%
NH Black CVAP 19	9750.54
% NH Black CVAP 19	1.98%
NH Asian CVAP 19	18308.86
% NH Asian CVAP 19	3.71%
H CVAP 19	62500.87
% H CVAP 19	12.66%
NH CVAP 19	431181.48
% NH CVAP 19	87.34%
NH White CVAP 19	385329.47
% NH White CVAP 19	78.06%
18+_Pop	579786
20_Pres	367851.28
Total CVAP 19	493656.48
D 20_Pres	189036.50
R 20_Pres	178814.78

District: 07



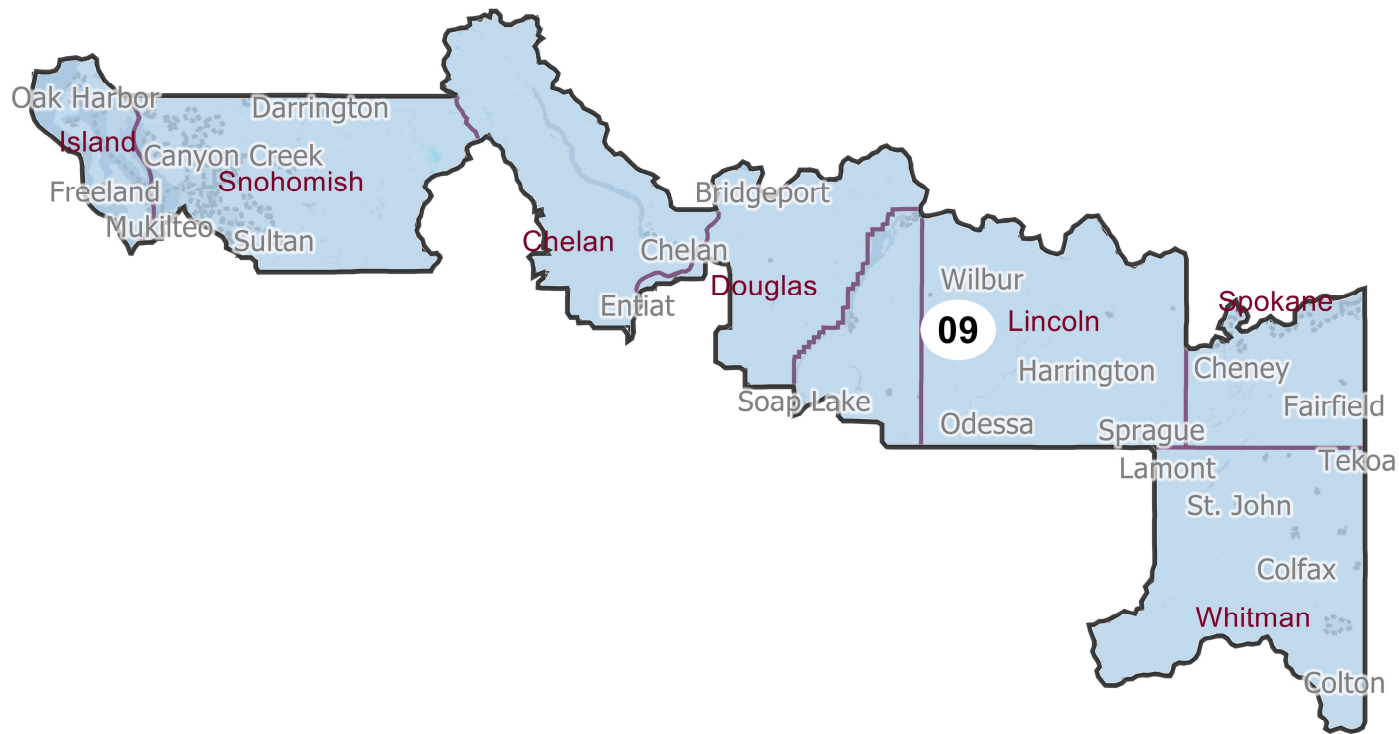
Field	Value
District	07
Population	770528
Deviation	0
% Deviation	0%
% D 20_Pres	50.52%
% R 20_Pres	49.48%
Alternate Schwartzberg	2.69
Polsby Popper	0.14
Perimeter	743.25
Reock	0.21
NH18+_Pop	505823
% NH18+_Pop	85.99%
18+_AP_BlK	41313
% 18+_AP_BlK	7.02%
18+_AP_Asn	64378
% 18+_AP_Asn	10.94%
H18+_Pop	82428
% H18+_Pop	14.01%
NH Black CVAP 19	30837.55
% NH Black CVAP 19	5.98%
NH Asian CVAP 19	40255.12
% NH Asian CVAP 19	7.8%
H CVAP 19	45353.78
% H CVAP 19	8.79%
NH CVAP 19	470441.04
% NH CVAP 19	91.21%
NH White CVAP 19	378596.77
% NH White CVAP 19	73.4%
18+_Pop	588251
20_Pres	367866.10
Total CVAP 19	515793.31
D 20_Pres	185862.25
R 20_Pres	182003.85

District: 08



Field	Value
District	08
Population	770528
Deviation	0
% Deviation	0%
% D 20_Pres	51.76%
% R 20_Pres	48.24%
Alternate Schwartzberg	2.73
Polsby Popper	0.13
Perimeter	1,058.7
Reock	0.18
NH18+_Pop	450183
% NH18+_Pop	78.62%
18+_AP_BlK	17589
% 18+_AP_BlK	3.07%
18+_AP_Asn	50922
% 18+_AP_Asn	8.89%
H18+_Pop	122457
% H18+_Pop	21.38%
NH Black CVAP 19	11922.68
% NH Black CVAP 19	2.47%
NH Asian CVAP 19	28701.83
% NH Asian CVAP 19	5.94%
H CVAP 19	61642.48
% H CVAP 19	12.75%
NH CVAP 19	421727.01
% NH CVAP 19	87.24%
NH White CVAP 19	370001.37
% NH White CVAP 19	76.54%
18+_Pop	572640
20_Pres	356167.41
Total CVAP 19	483399.41
D 20_Pres	184343.38
R 20_Pres	171824.03

District: 09



Field	Value
District	09
Population	770528
Deviation	0
% Deviation	0%
% D 20_Pres	49.89%
% R 20_Pres	50.11%
Alternate Schwartzberg	3.06
Polsby Popper	0.11
Perimeter	1,166.86
Reock	0.16
NH18+_Pop	554620
% NH18+_Pop	91.91%
18+_AP_BlK	17008
% 18+_AP_BlK	2.82%
18+_AP_Asn	35803
% 18+_AP_Asn	5.93%
H18+_Pop	48827
% H18+_Pop	8.09%
NH Black CVAP 19	11424.89
% NH Black CVAP 19	2.08%
NH Asian CVAP 19	20580.68
% NH Asian CVAP 19	3.75%
H CVAP 19	29443.95
% H CVAP 19	5.36%
NH CVAP 19	519503.22
% NH CVAP 19	94.65%
NH White CVAP 19	469786.15
% NH White CVAP 19	85.59%
18+_Pop	603447
20_Pres	412374.40
Total CVAP 19	548864.88
D 20_Pres	205723.70
R 20_Pres	206650.70

District: 10



Field	Value
District	10
Population	770528
Deviation	0
% Deviation	0%
% D 20_Pres	52.33%
% R 20_Pres	47.67%
Alternate Schwartzberg	1.99
Polsby Popper	0.25
Perimeter	911.63
Reock	0.23
NH18+_Pop	560721
% NH18+_Pop	91.87%
18+_AP_BlK	12575
% 18+_AP_BlK	2.06%
18+_AP_Asn	24865
% 18+_AP_Asn	4.07%
H18+_Pop	49653
% H18+_Pop	8.13%
NH Black CVAP 19	8486.54
% NH Black CVAP 19	1.53%
NH Asian CVAP 19	15241.83
% NH Asian CVAP 19	2.74%
H CVAP 19	31193.76
% H CVAP 19	5.61%
NH CVAP 19	525056.94
% NH CVAP 19	94.36%
NH White CVAP 19	476222.41
% NH White CVAP 19	85.59%
18+_Pop	610374
20_Pres	425772.76
Total CVAP 19	556411.21
D 20_Pres	222809.60
R 20_Pres	202963.16