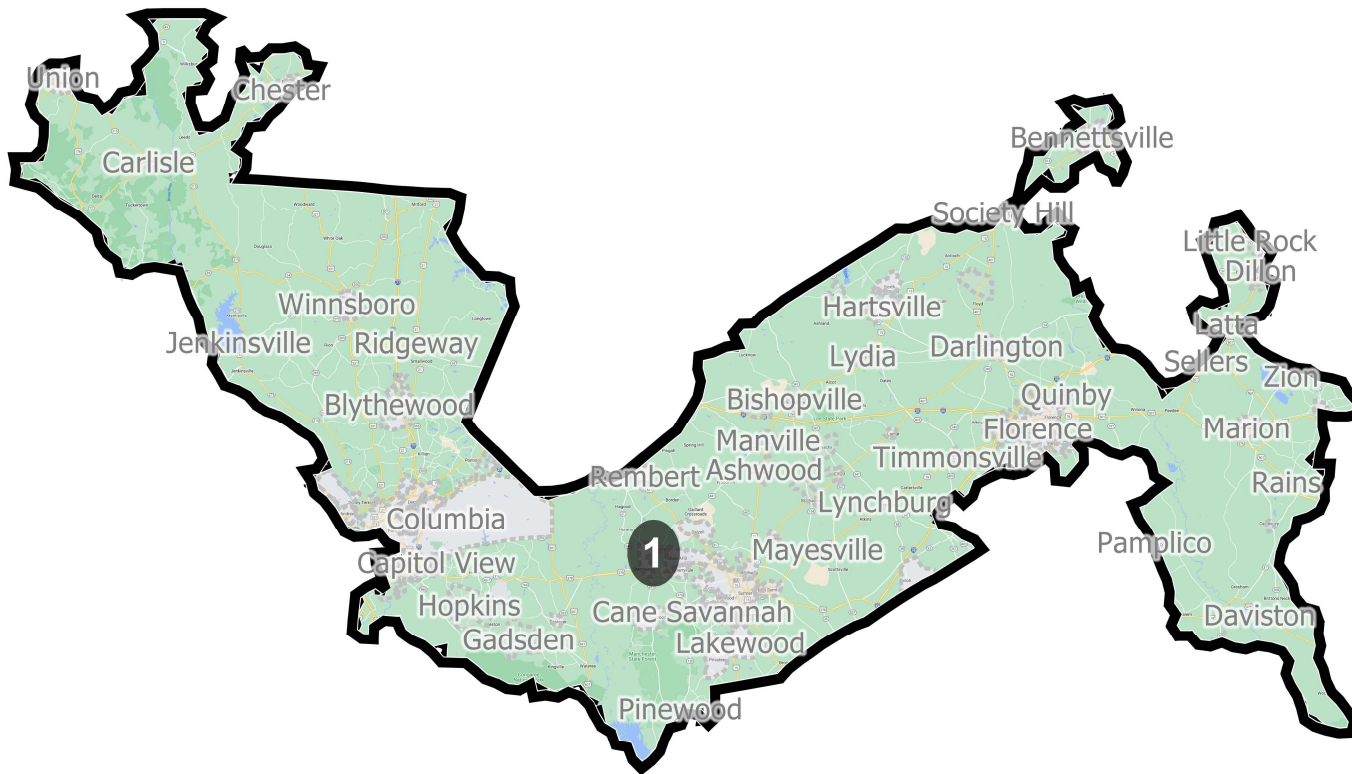


District: 1



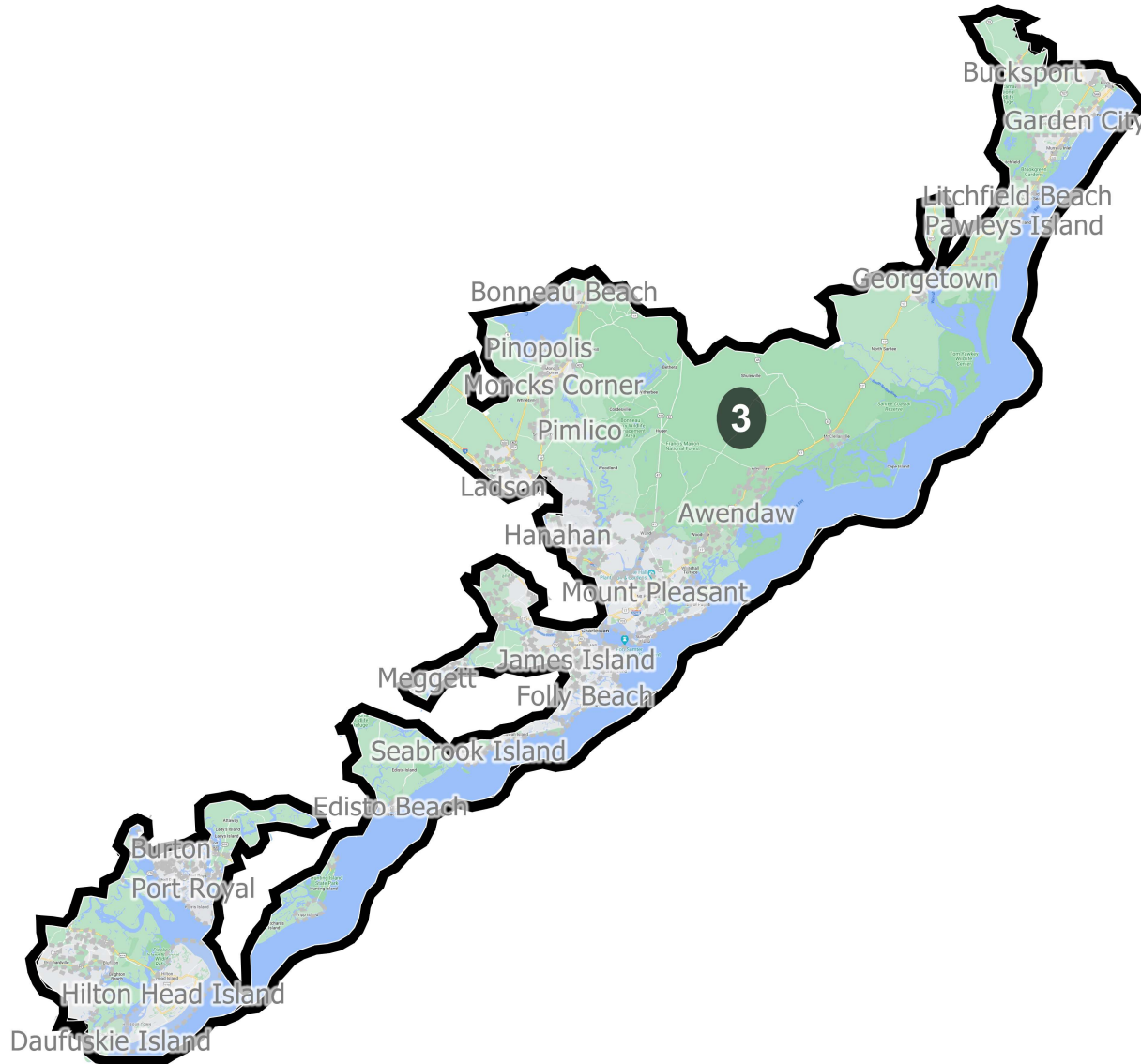
Field	Value
District	1
Population	731204
Deviation	0
% Deviation	0%
Alternate Schwartzberg	3.67
Polsby Popper	0.07
Perimeter	864.83
Reock	0.22
White	298133
% White	40.77%
Black	365283
% Black	49.96%
AmIndian	2706
% AmIndian	0.37%
Asian	12857
% Asian	1.76%
Hawaiian	604
% Hawaiian	0.08%
Other	16313
% Other	2.23%
AP_Wht	327867
% AP_Wht	44.84%
NP_Wht	403337
% NP_Wht	55.16%
AP_BlK	381329
% AP_BlK	52.15%
NP_BlK	349875
% NP_BlK	47.85%
AP_Ind	12170
% AP_Ind	1.66%
NP_Ind	719034
% NP_Ind	98.34%
AP_Asn	17380
% AP_Asn	2.38%
NP_Asn	713824
% NP_Asn	97.62%
AP_Hwn	1527
% AP_Hwn	0.21%
NP_Hwn	729677

District: 2



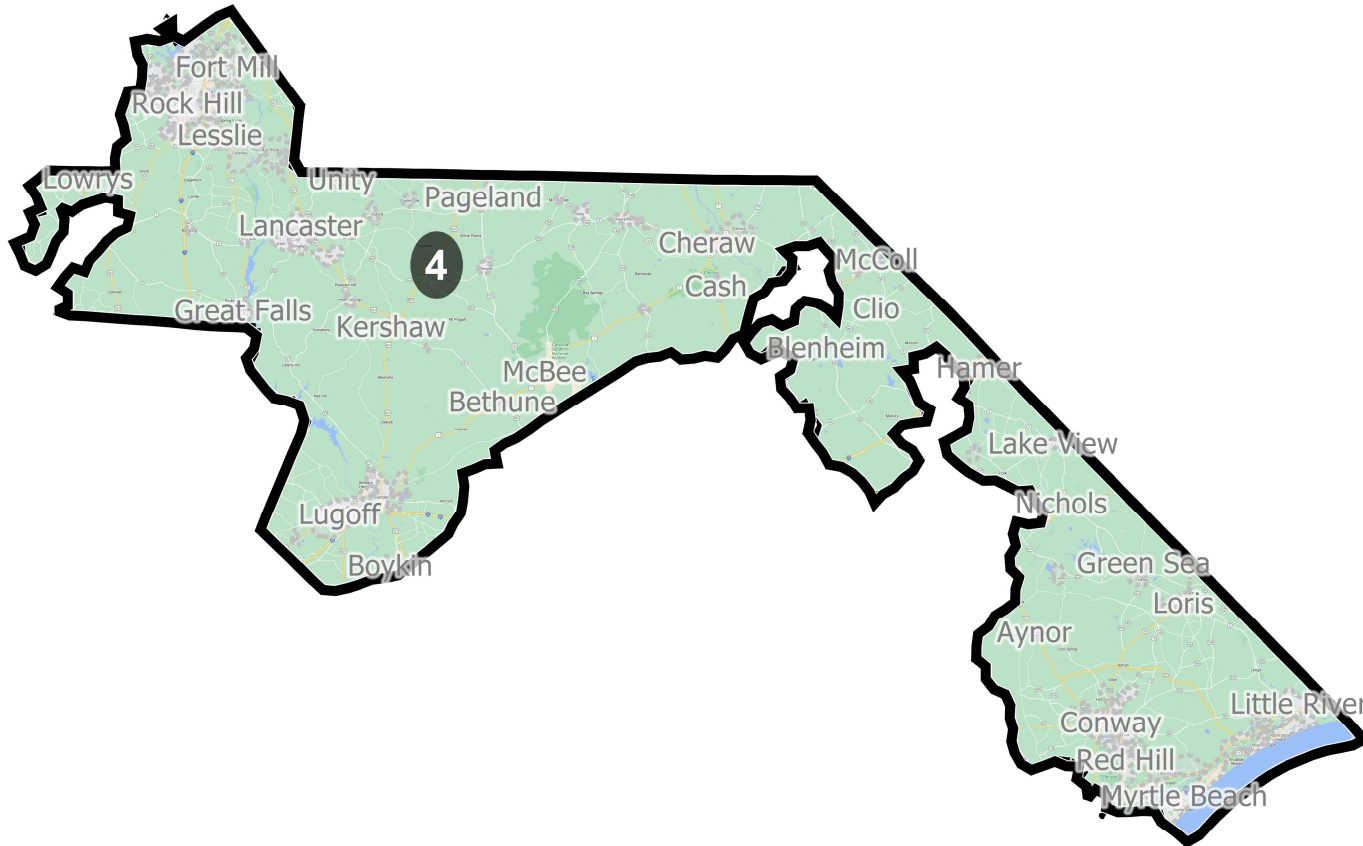
Field	Value
District	2
Population	731204
Deviation	0
% Deviation	0%
Alternate Schwartzberg	3.1
Polsby Popper	0.1
Perimeter	1,072.9
Reock	0.44
White	346935
% White	47.45%
Black	304872
% Black	41.69%
AmIndian	4197
% AmIndian	0.57%
Asian	9398
% Asian	1.29%
Hawaiian	653
% Hawaiian	0.09%
Other	27438
% Other	3.75%
AP_Wht	380346
% AP_Wht	52.02%
NP_Wht	350858
% NP_Wht	47.98%
AP_Blak	318297
% AP_Blak	43.53%
NP_Blak	412907
% NP_Blak	56.47%
AP_Ind	15078
% AP_Ind	2.06%
NP_Ind	716126
% NP_Ind	97.94%
AP_Asn	13777
% AP_Asn	1.88%
NP_Asn	717427
% NP_Asn	98.12%
AP_Hwn	1561
% AP_Hwn	0.21%
NP_Hwn	729643

District: 3



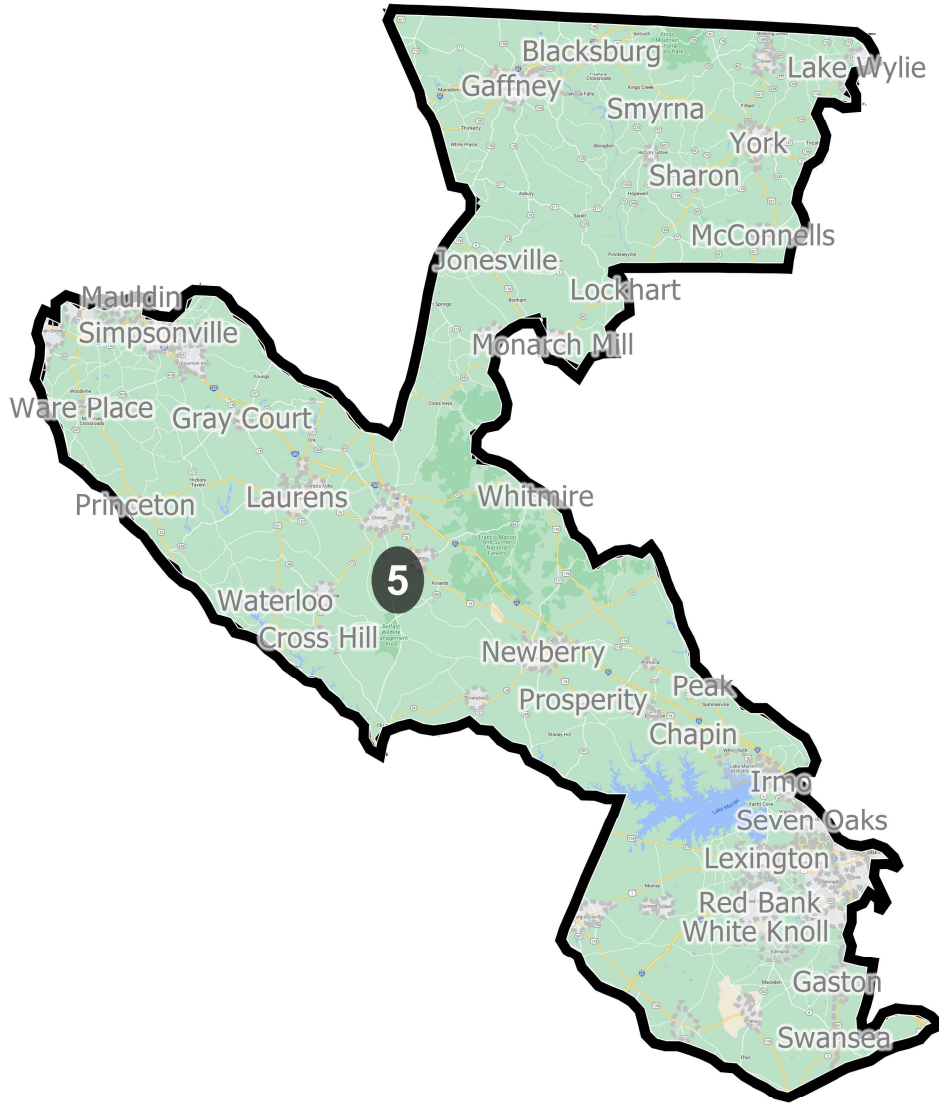
Field	Value
District	3
Population	731203
Deviation	-1
% Deviation	-0%
Alternate Schwartzberg	4.03
Polsby Popper	0.06
Perimeter	794.69
Reock	0.16
White	555276
% White	75.94%
Black	88097
% Black	12.05%
AmIndian	2712
% AmIndian	0.37%
Asian	13031
% Asian	1.78%
Hawaiian	521
% Hawaiian	0.07%
Other	24597
% Other	3.36%
AP_Wht	599338
% AP_Wht	81.97%
NP_Wht	131865
% NP_Wht	18.03%
AP_BlK	98122
% AP_BlK	13.42%
NP_BlK	633081
% NP_BlK	86.58%
AP_Ind	13466
% AP_Ind	1.84%
NP_Ind	717737
% NP_Ind	98.16%
AP_Asn	19734
% AP_Asn	2.7%
NP_Asn	711469
% NP_Asn	97.3%
AP_Hwn	1381
% AP_Hwn	0.19%
NP_Hwn	729822

District: 4



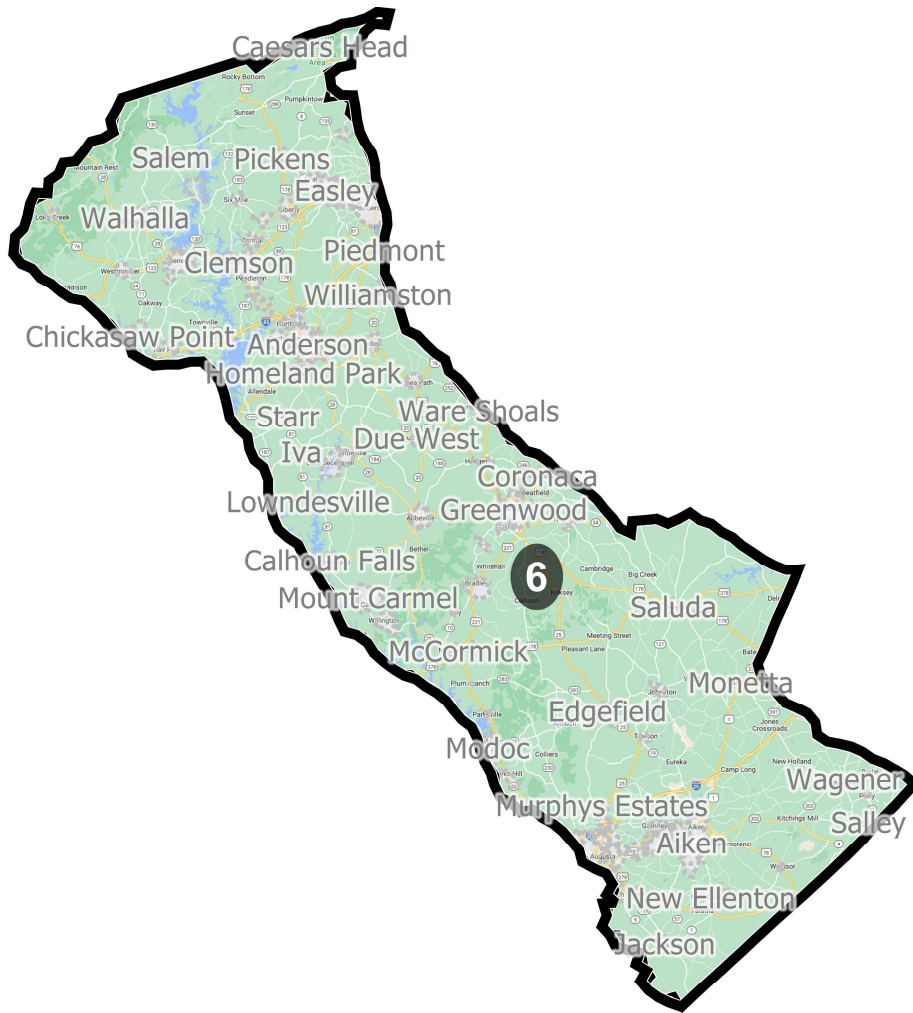
Field	Value
District	4
Population	731203
Deviation	-1
% Deviation	-0%
Alternate Schwartzberg	3.2
Polsby Popper	0.1
Perimeter	777.85
Reock	0.19
White	500426
% White	68.44%
Black	142677
% Black	19.51%
AmIndian	5663
% AmIndian	0.77%
Asian	14047
% Asian	1.92%
Hawaiian	387
% Hawaiian	0.05%
Other	23503
% Other	3.21%
AP_Wht	541674
% AP_Wht	74.08%
NP_Wht	189529
% NP_Wht	25.92%
AP_BlK	156094
% AP_BlK	21.35%
NP_BlK	575109
% NP_BlK	78.65%
AP_Ind	18667
% AP_Ind	2.55%
NP_Ind	712536
% NP_Ind	97.45%
AP_Asn	18453
% AP_Asn	2.52%
NP_Asn	712750
% NP_Asn	97.48%
AP_Hwn	1015
% AP_Hwn	0.14%
NP_Hwn	730188

District: 5



Field	Value
District	5
Population	731204
Deviation	0
% Deviation	0%
Alternate Schwartzberg	2.82
Polsby Popper	0.13
Perimeter	595.1
Reock	0.34
White	518366
% White	70.89%
Black	125576
% Black	17.17%
AmIndian	3159
% AmIndian	0.43%
Asian	13075
% Asian	1.79%
Hawaiian	420
% Hawaiian	0.06%
Other	25106
% Other	3.43%
AP_Wht	560762
% AP_Wht	76.69%
NP_Wht	170442
% NP_Wht	23.31%
AP_BlK	138215
% AP_BlK	18.9%
NP_BlK	592989
% NP_BlK	81.1%
AP_Ind	16949
% AP_Ind	2.32%
NP_Ind	714255
% NP_Ind	97.68%
AP_Asn	17926
% AP_Asn	2.45%
NP_Asn	713278
% NP_Asn	97.55%
AP_Hwn	1049
% AP_Hwn	0.14%
NP_Hwn	730155
% NP_Hwn	99.86%
AP_Oth	44687
% AP_Oth	6.11%
NP_Oth	686517
% NP_Oth	93.89%
Hispanic Origin	51253
% Hispanic Origin	7.01%

District: 6



Field	Value
District	6
Population	731204
Deviation	0
% Deviation	0%
Alternate Schwartzberg	2.13
Polsby Popper	0.22
Perimeter	556.17
Reock	0.32
White	530036
% White	72.49%
Black	127538
% Black	17.44%
AmIndian	2527
% AmIndian	0.35%
Asian	8505
% Asian	1.16%
Hawaiian	319
% Hawaiian	0.04%
Other	21370
% Other	2.92%
AP_Wht	568527
% AP_Wht	77.75%
NP_Wht	162677
% NP_Wht	22.25%
AP_BlK	139673
% AP_BlK	19.1%
NP_BlK	591531
% NP_BlK	80.9%
AP_Ind	16387
% AP_Ind	2.24%
NP_Ind	714817
% NP_Ind	97.76%
AP_Asn	12078
% AP_Asn	1.65%
NP_Asn	719126
% NP_Asn	98.35%
AP_Hwn	1013
% AP_Hwn	0.14%
NP_Hwn	730191
% NP_Hwn	99.86%
AP_Oth	37049
% AP_Oth	5.07%
NP_Oth	694155
% NP_Oth	94.93%
Hispanic Origin	41759
% Hispanic Origin	5.71%

District: 7



Field	Value
District	7
Population	731203
Deviation	-1
% Deviation	-0%
Alternate Schwartzberg	1.67
Polsby Popper	0.36
Perimeter	214.84
Reock	0.57
White	494270
% White	67.6%
Black	126488
% Black	17.3%
AmIndian	3339
% AmIndian	0.46%
Asian	19553
% Asian	2.67%
Hawaiian	527
% Hawaiian	0.07%
Other	39549
% Other	5.41%
AP_Wht	538452
% AP_Wht	73.64%
NP_Wht	192751
% NP_Wht	26.36%
AP_BlK	138798
% AP_BlK	18.98%
NP_BlK	592405
% NP_BlK	81.02%
AP_Ind	15394
% AP_Ind	2.11%
NP_Ind	715809
% NP_Ind	97.89%
AP_Asn	24318
% AP_Asn	3.33%
NP_Asn	706885
% NP_Asn	96.67%
AP_Hwn	1191
% AP_Hwn	0.16%
NP_Hwn	730012