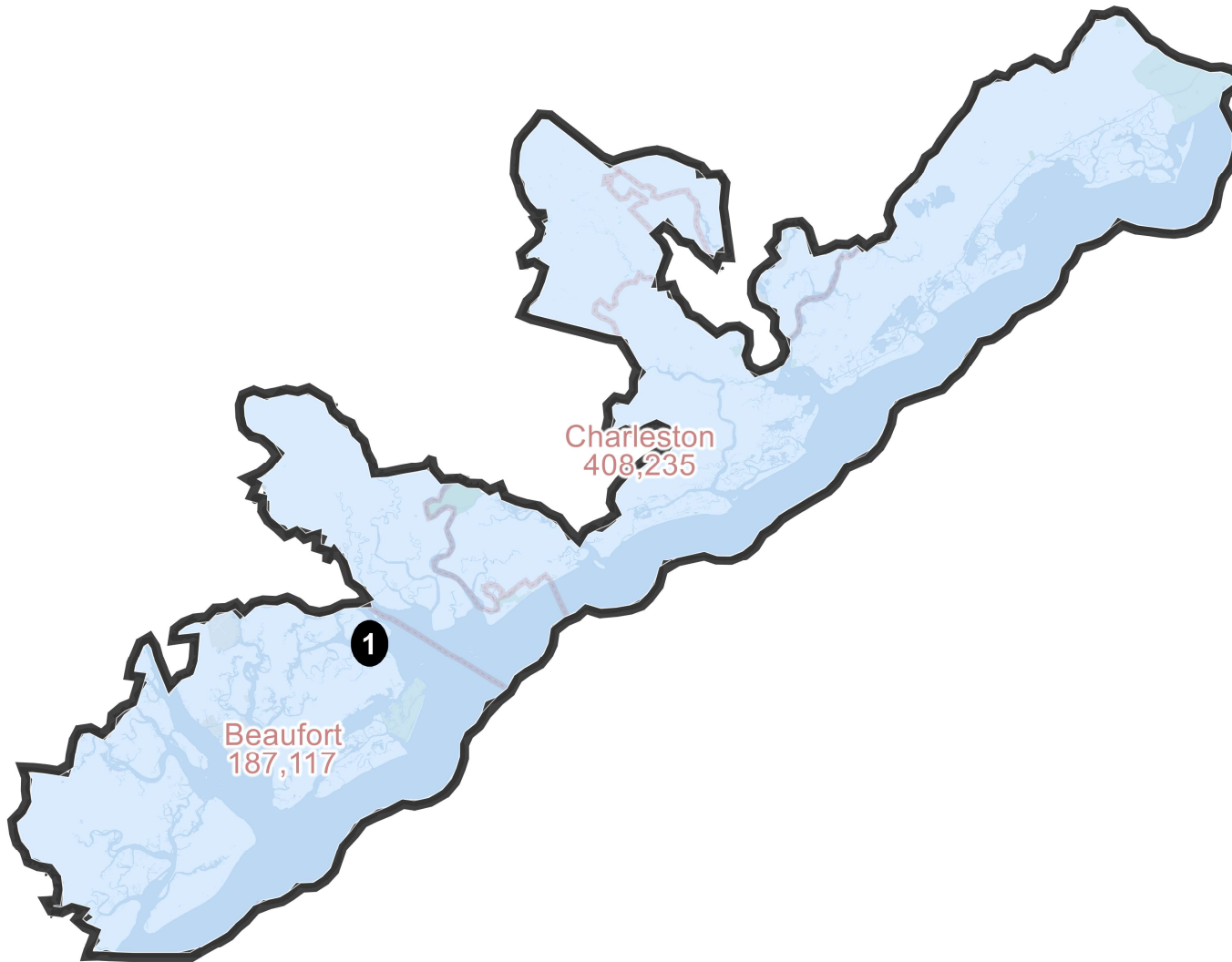
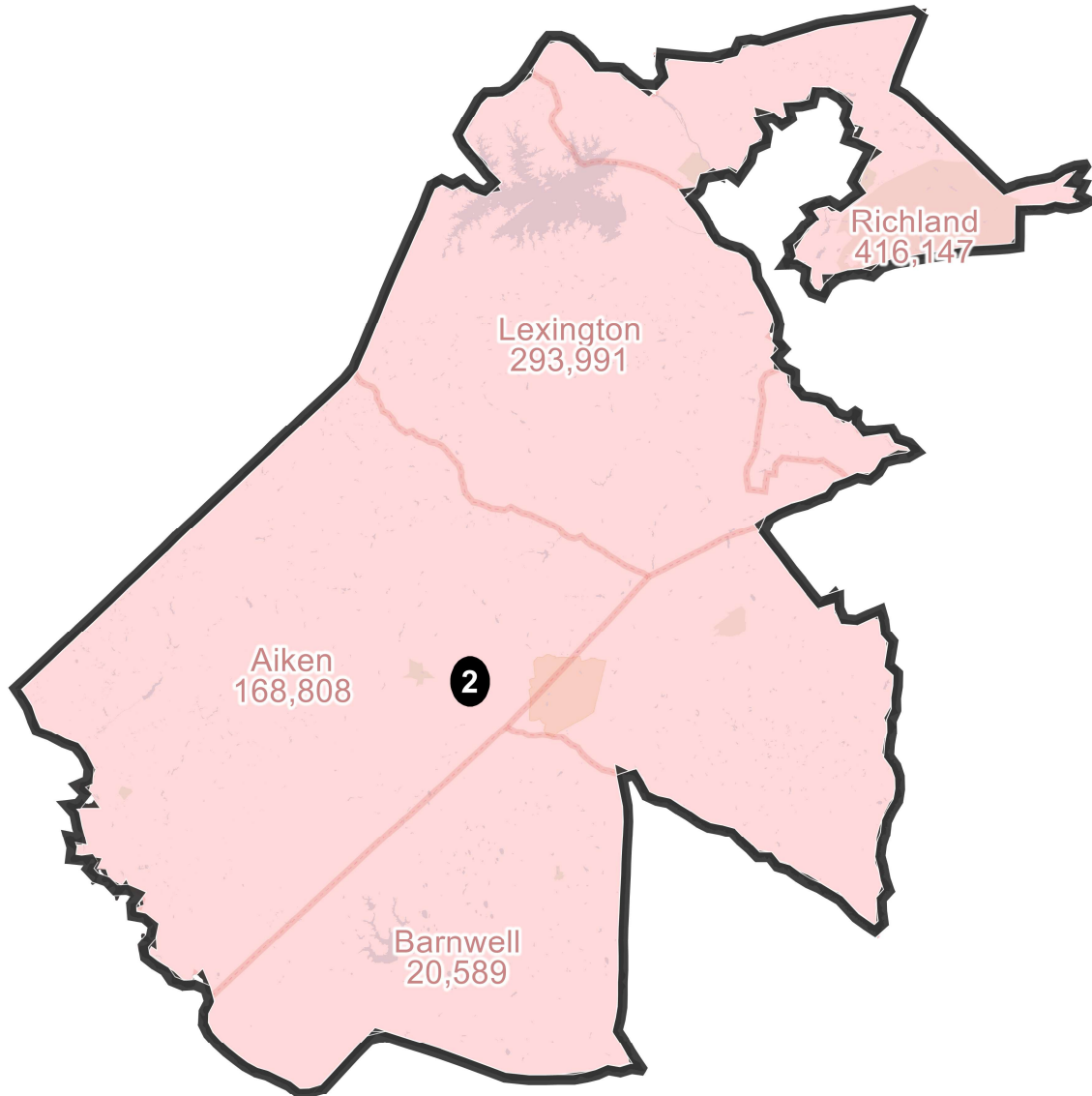


# District: 1



Field	Value
District	1
Population	731203
Deviation	-1
% Deviation	-0%
ernate Schwartzberg	3.07
Polsby Popper	0.11
Perimeter	517.47
Reock	0.2
NH_Wht	500081
% NH_Wht	68.39%
AP_BlK	132507
% AP_BlK	18.12%
AP_Ind	14695
% AP_Ind	2.01%
AP_Asn	22598
% AP_Asn	3.09%
AP_Hwn	1567
% AP_Hwn	0.21%
AP_Oth	55161
% AP_Oth	7.54%
Hispanic Origin	61602
% Hispanic Origin	8.42%
18+_Pop	576368
NH18+_Wht	411466
% NH18+_Wht	71.39%
18+_AP_BlK	96154
% 18+_AP_BlK	16.68%
18+_AP_Ind	10660
% 18+_AP_Ind	1.85%
18+_AP_Asn	16231
% 18+_AP_Asn	2.82%
18+_AP_Hwn	1064
% 18+_AP_Hwn	0.18%
18+_AP_Oth	37543
% 18+_AP_Oth	6.51%

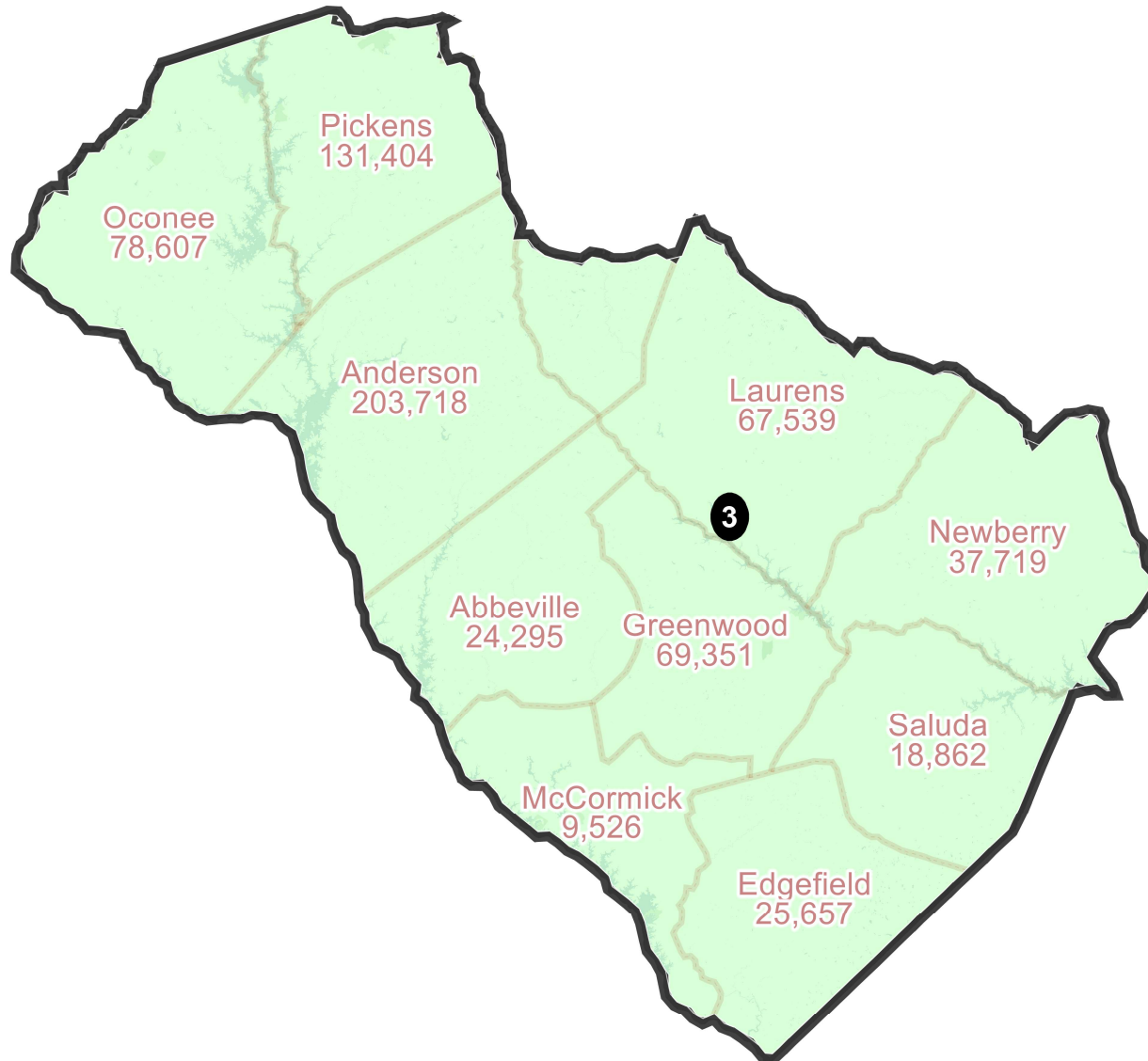
## District: 2



©2021 CALIPER; ©2020 HERE

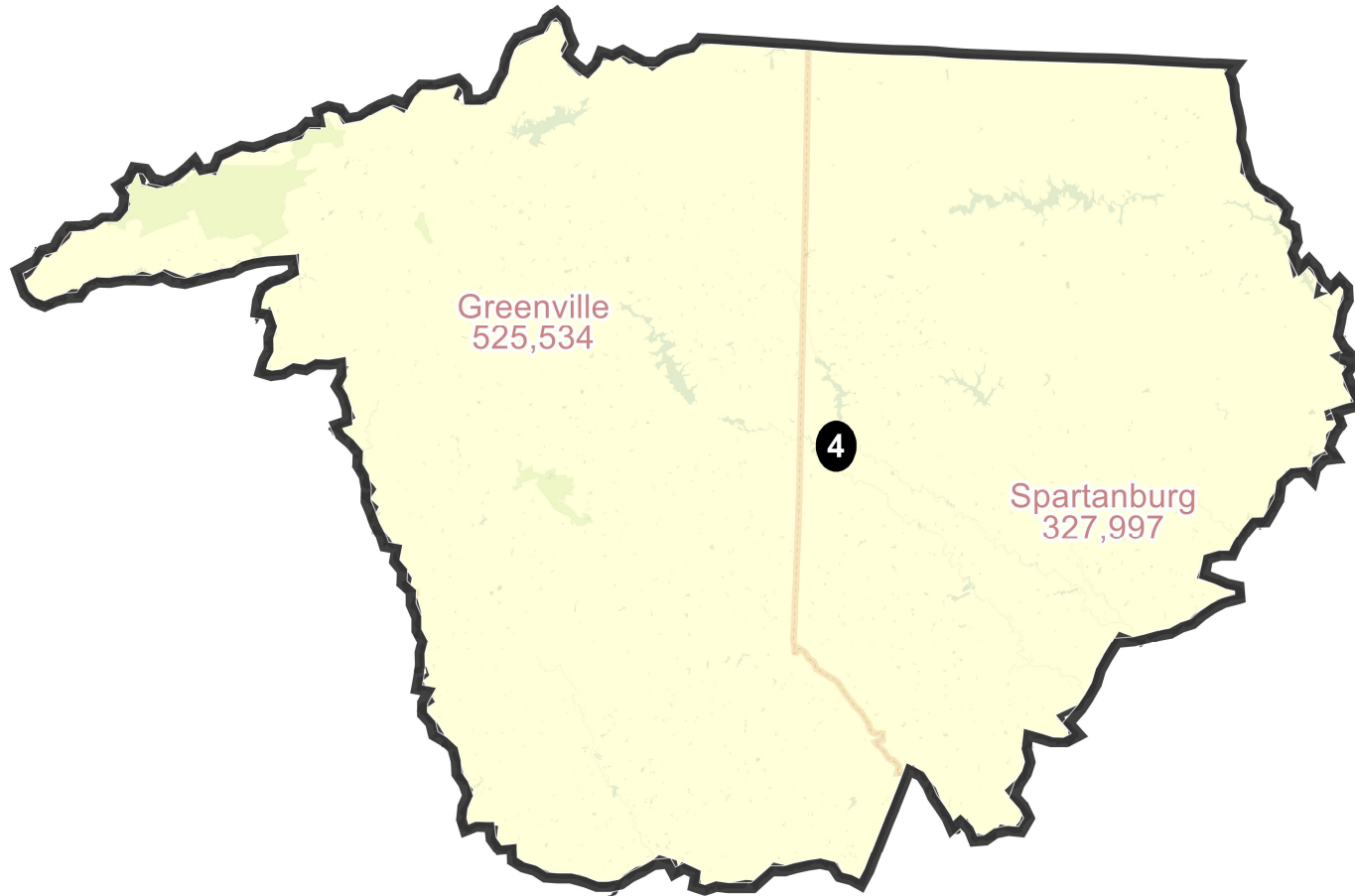
Field	Value
District	2
Population	731203
Deviation	-1
% Deviation	-0%
ernate Schwartzberg	2.41
Polsby Popper	0.17
Perimeter	488.81
Reock	0.47
NH_Wht	452717
% NH_Wht	61.91%
AP_BlK	194334
% AP_BlK	26.58%
AP_Ind	16680
% AP_Ind	2.28%
AP_Asn	21187
% AP_Asn	2.9%
AP_Hwn	1447
% AP_Hwn	0.2%
AP_Oth	43577
% AP_Oth	5.96%
Hispanic Origin	50172
% Hispanic Origin	6.86%
18+_Pop	563596
NH18+_Wht	365438
% NH18+_Wht	64.84%
18+_AP_BlK	139846
% 18+_AP_BlK	24.81%
18+_AP_Ind	12258
% 18+_AP_Ind	2.17%
18+_AP_Asn	15016
% 18+_AP_Asn	2.66%
18+_AP_Hwn	1010
% 18+_AP_Hwn	0.18%
18+_AP_Oth	29365
% 18+_AP_Oth	5.21%

## District: 3



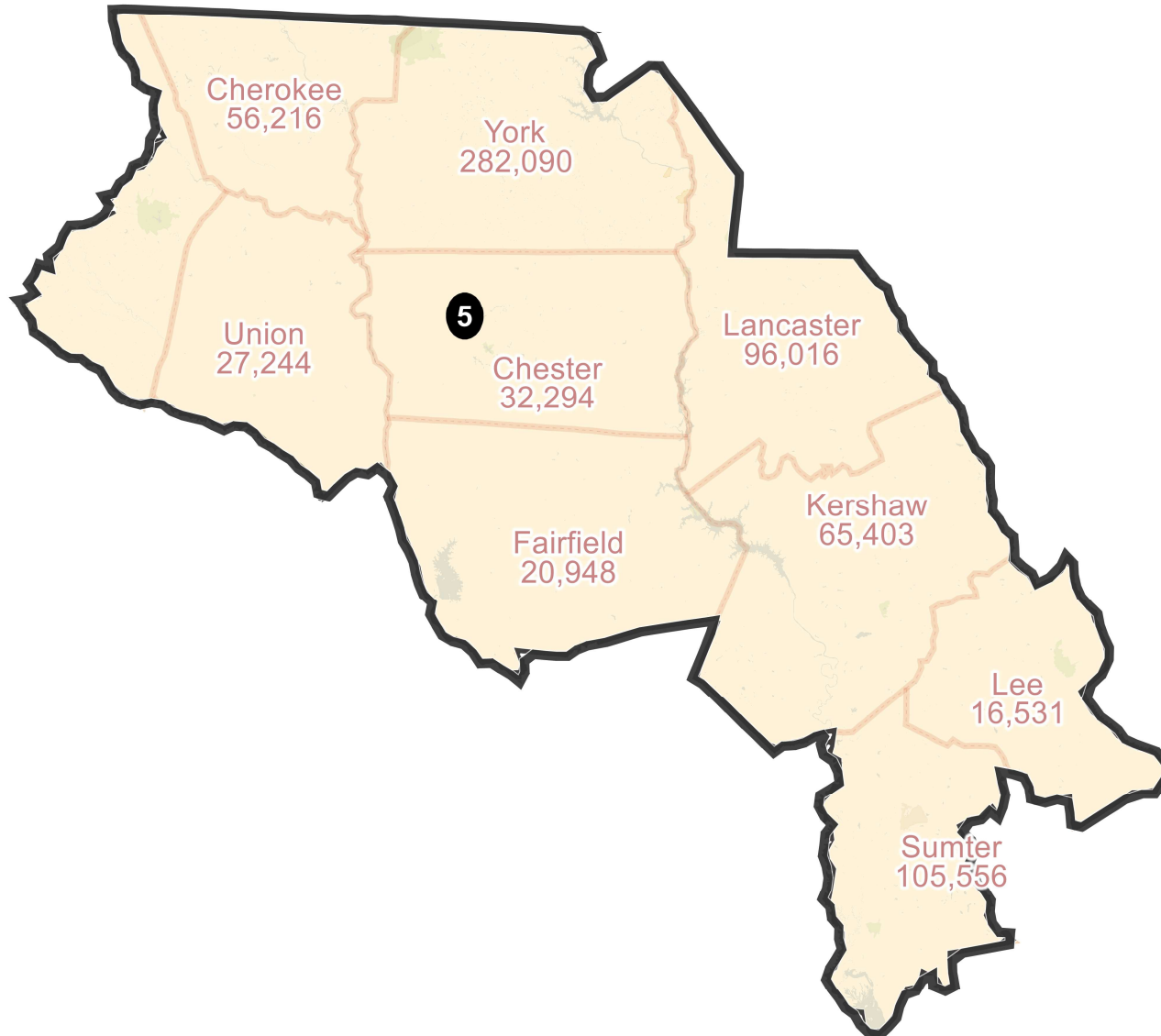
Field	Value
District	3
Population	731204
Deviation	0
% Deviation	0%
ernate Schwartzberg	1.67
Polsby Popper	0.36
Perimeter	453.67
Reock	0.5
NH_Wht	522594
% NH_Wht	71.47%
AP_BlK	139103
% AP_BlK	19.02%
AP_Ind	15729
% AP_Ind	2.15%
AP_Asn	11194
% AP_Asn	1.53%
AP_Hwn	876
% AP_Hwn	0.12%
AP_Oth	38023
% AP_Oth	5.2%
Hispanic Origin	42851
% Hispanic Origin	5.86%
18+_Pop	577640
NH18+_Wht	426416
% NH18+_Wht	73.82%
18+_AP_BlK	102745
% 18+_AP_BlK	17.79%
18+_AP_Ind	12038
% 18+_AP_Ind	2.08%
18+_AP_Asn	8325
% 18+_AP_Asn	1.44%
18+_AP_Hwn	571
% 18+_AP_Hwn	0.1%
18+_AP_Oth	25206
% 18+_AP_Oth	4.36%

## District: 4



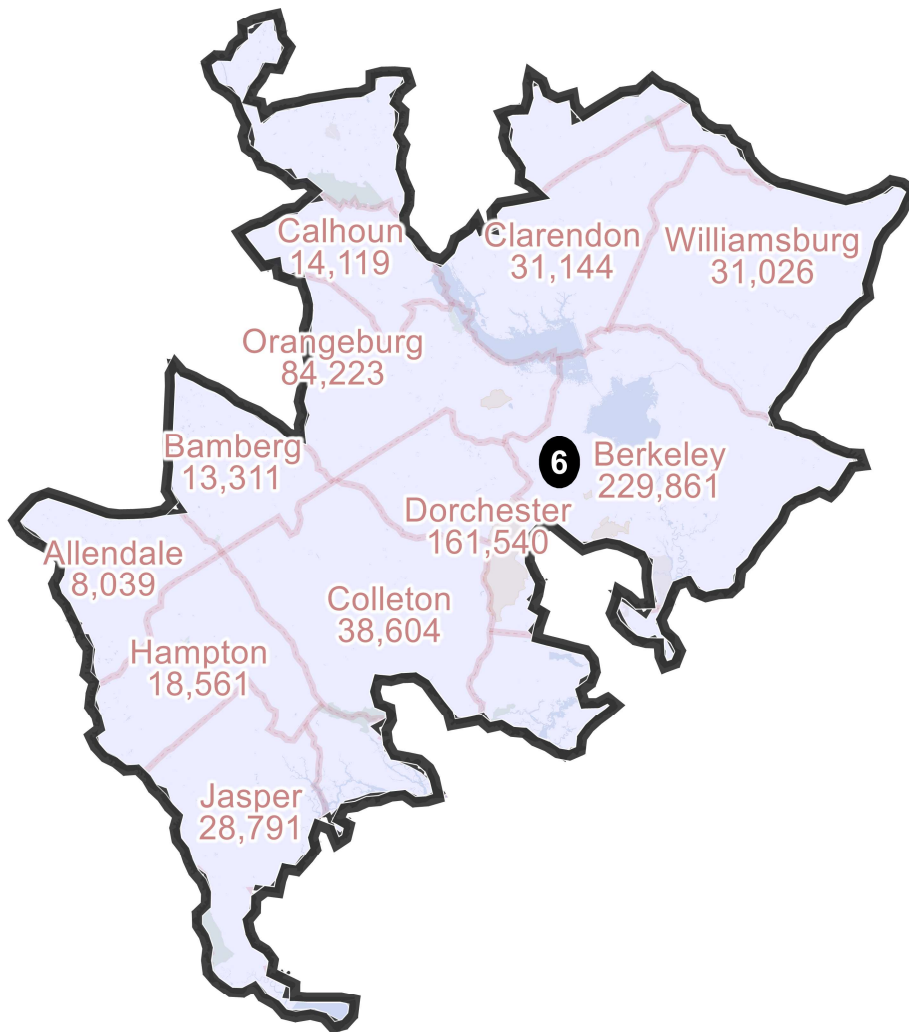
Field	Value
District	4
Population	731204
Deviation	0
% Deviation	0%
ernate Schwartzberg	1.9
Polsby Popper	0.28
Perimeter	223.03
Reock	0.5
NH_Wht	472527
% NH_Wht	64.62%
AP_BlK	143493
% AP_BlK	19.62%
AP_Ind	15433
% AP_Ind	2.11%
AP_Asn	24747
% AP_Asn	3.38%
AP_Hwn	1242
% AP_Hwn	0.17%
AP_Oth	67131
% AP_Oth	9.18%
Hispanic Origin	77611
% Hispanic Origin	10.61%
18+_Pop	563975
NH18+_Wht	380848
% NH18+_Wht	67.53%
18+_AP_BlK	104037
% 18+_AP_BlK	18.45%
18+_AP_Ind	11378
% 18+_AP_Ind	2.02%
18+_AP_Asn	17737
% 18+_AP_Asn	3.14%
18+_AP_Hwn	806
% 18+_AP_Hwn	0.14%
18+_AP_Oth	44756
% 18+_AP_Oth	7.94%

## District: 5



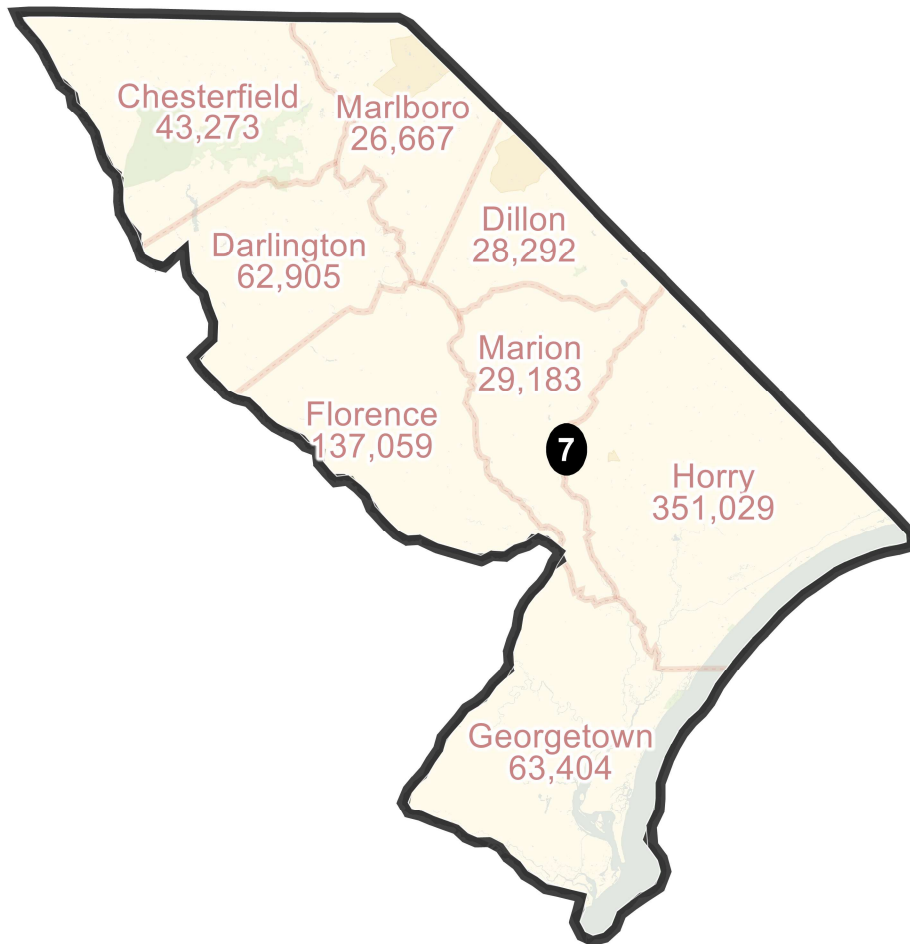
Field	Value
District	5
Population	731204
Deviation	0
% Deviation	0%
ernate Schwartzberg	2.14
Polsby Popper	0.22
Perimeter	557.4
Reock	0.37
NH_Wht	468836
% NH_Wht	64.12%
AP_BlK	189471
% AP_BlK	25.91%
AP_Ind	16634
% AP_Ind	2.27%
AP_Asn	18324
% AP_Asn	2.51%
AP_Hwn	1033
% AP_Hwn	0.14%
AP_Oth	34691
% AP_Oth	4.74%
Hispanic Origin	39599
% Hispanic Origin	5.42%
18+_Pop	563740
NH18+_Wht	374990
% NH18+_Wht	66.52%
18+_AP_BlK	139450
% 18+_AP_BlK	24.74%
18+_AP_Ind	11789
% 18+_AP_Ind	2.09%
18+_AP_Asn	12399
% 18+_AP_Asn	2.2%
18+_AP_Hwn	666
% 18+_AP_Hwn	0.12%
18+_AP_Oth	23010
% 18+_AP_Oth	4.08%

## District: 6



Field	Value
District	6
Population	731203
Deviation	-1
% Deviation	-0%
ernate Schwartzberg	3.35
Polsby Popper	0.09
Perimeter	1,085.68
Reock	0.42
NH_Wht	294858
% NH_Wht	40.33%
AP_BlK	369866
% AP_BlK	50.58%
AP_Ind	13119
% AP_Ind	1.79%
AP_Asn	14381
% AP_Asn	1.97%
AP_Hwn	1550
% AP_Hwn	0.21%
AP_Oth	37766
% AP_Oth	5.16%
Hispanic Origin	44800
% Hispanic Origin	6.13%
18+_Pop	580294
NH18+_Wht	249495
% NH18+_Wht	42.99%
18+_AP_BlK	282953
% 18+_AP_BlK	48.76%
18+_AP_Ind	9842
% 18+_AP_Ind	1.7%
18+_AP_Asn	10927
% 18+_AP_Asn	1.88%
18+_AP_Hwn	1036
% 18+_AP_Hwn	0.18%
18+_AP_Oth	25950
% 18+_AP_Oth	4.47%
H18+_Pop	30270
% H18+_Pop	5.22%

# District: 7



Field	Value
District	7
Population	731204
Deviation	0
% Deviation	0%
ernate Schwartzberg	1.74
Polsby Popper	0.33
Perimeter	469.05
Reock	0.35
NH_Wht	466939
% NH_Wht	63.86%
AP_BlK	201754
% AP_BlK	27.59%
AP_Ind	15821
% AP_Ind	2.16%
AP_Asn	11235
% AP_Asn	1.54%
AP_Hwn	1022
% AP_Hwn	0.14%
AP_Oth	32546
% AP_Oth	4.45%
Hispanic Origin	36203
% Hispanic Origin	4.95%
18+_Pop	588847
NH18+_Wht	395322
% NH18+_Wht	67.13%
18+_AP_BlK	149471
% 18+_AP_BlK	25.38%
18+_AP_Ind	11764
% 18+_AP_Ind	2%
18+_AP_Asn	8197
% 18+_AP_Asn	1.39%
18+_AP_Hwn	693
% 18+_AP_Hwn	0.12%
18+_AP_Oth	22153
% 18+_AP_Oth	3.76%
H18+_Pop	23658
% H18+_Pop	4.02%