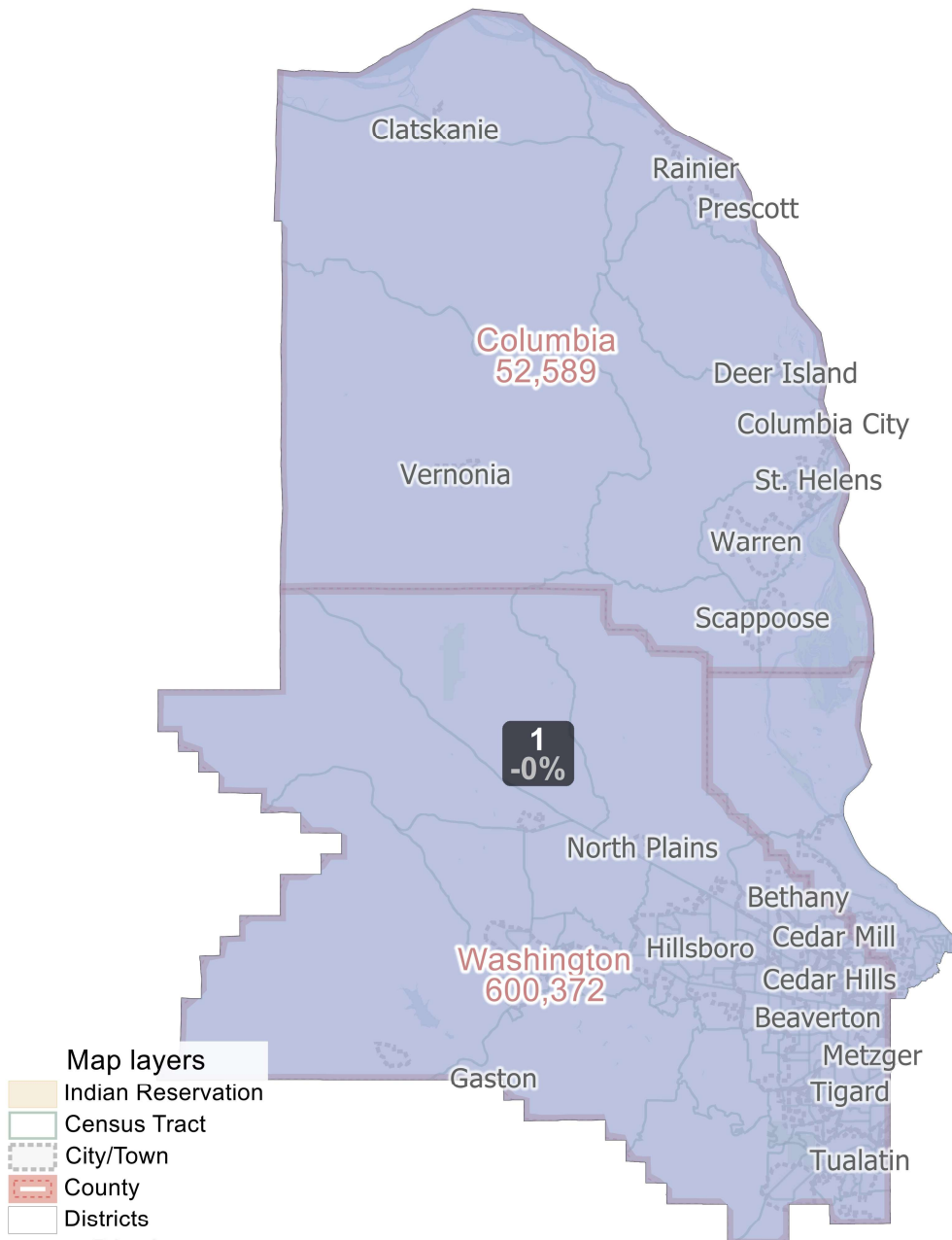


District: 1



- Map layers**
- Indian Reservation
 - Census Tract
 - City/Town
 - County
 - Districts

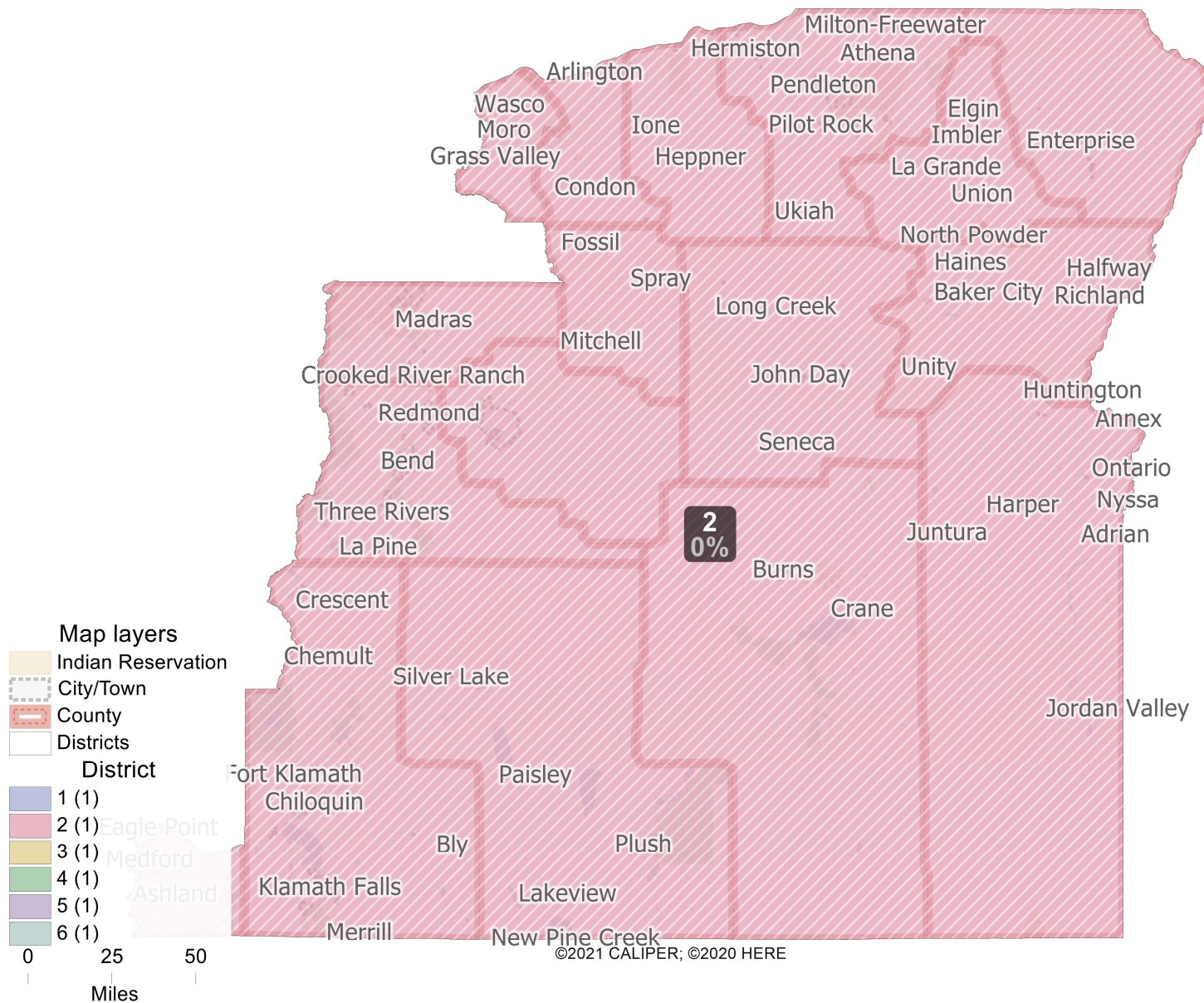
- District**
- 1 (1)
 - 2 (1)
 - 3 (1)
 - 4 (1)
 - 5 (1)
 - 6 (1)

©2021 CALIPER; ©2020 HERE



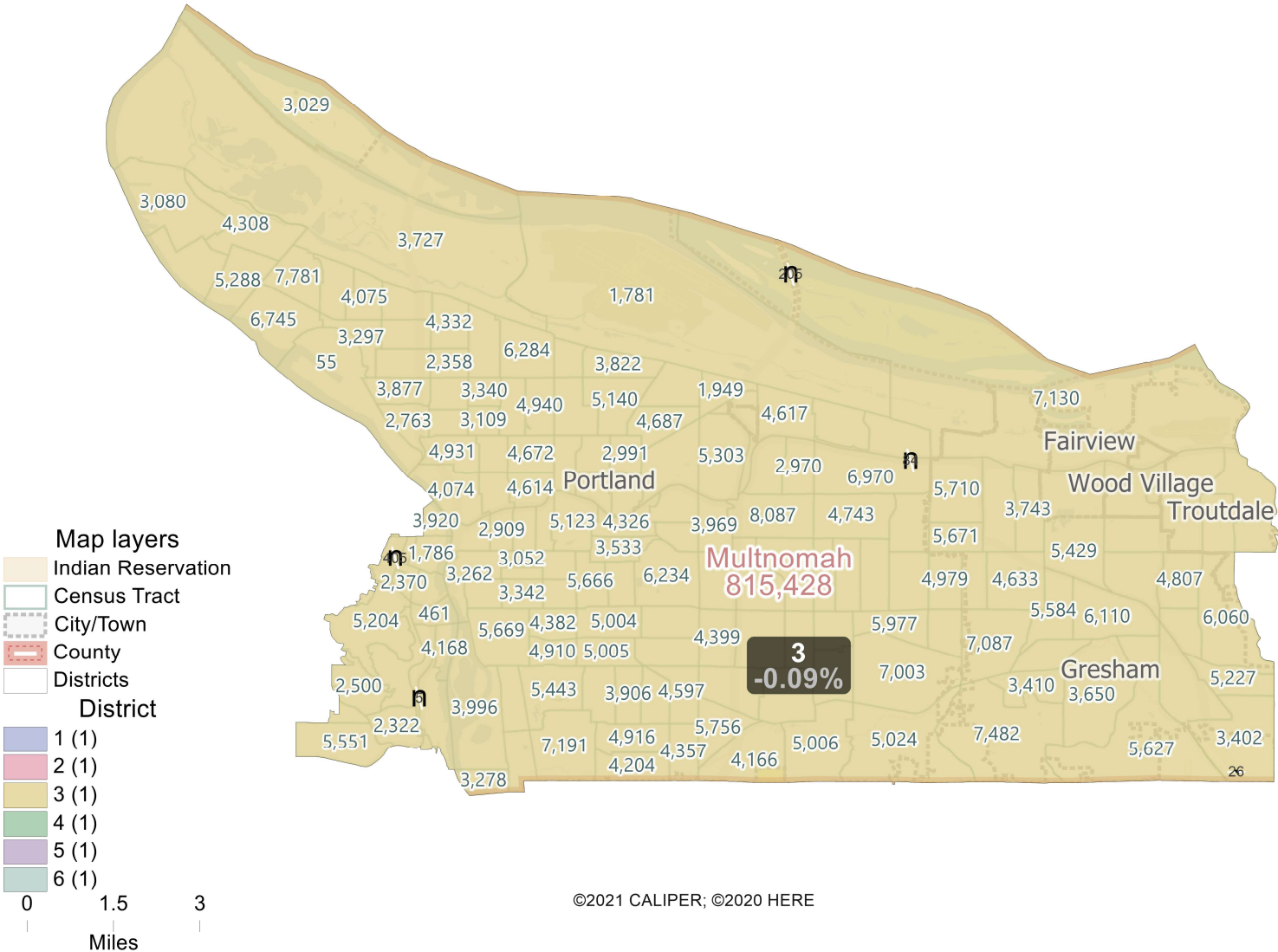
Field	Value
District	1
Population	706183
Deviation	-26
% Deviation	-0%
% D 16_Pres	65.2%
% R 16_Pres	34.8%
% NH CVAP 19	91.0%
% NH White CVAP 19	78.2%
% NH Black CVAP 19	2.3%
% NH Asian CVAP 19	8.2%
% H CVAP 19	9.0%
ernate Schwartzberg	1.51
Polsby Popper	0.44
Perimeter	207.31
Reock	0.47
NH_Wht	449007
% NH_Wht	63.58%
AP_BlK	24834
% AP_BlK	3.52%
AP_Ind	23207
% AP_Ind	3.29%
AP_Asn	94247
% AP_Asn	13.35%
AP_Hwn	8183
% AP_Hwn	1.16%
AP_Oth	95320
% AP_Oth	13.5%
Hispanic Origin	114626
% Hispanic Origin	16.23%
18+_Pop	552966
NH18+_Wht	371828
% NH18+_Wht	67.24%
18+_AP_BlK	16403
% 18+_AP_BlK	2.97%
18+_AP_Ind	17028
% 18+_AP_Ind	3.08%
18+_AP_Asn	68810
% 18+_AP_Asn	12.44%
18+_AP_Hwn	5509
% 18+_AP_Hwn	1%

District: 2



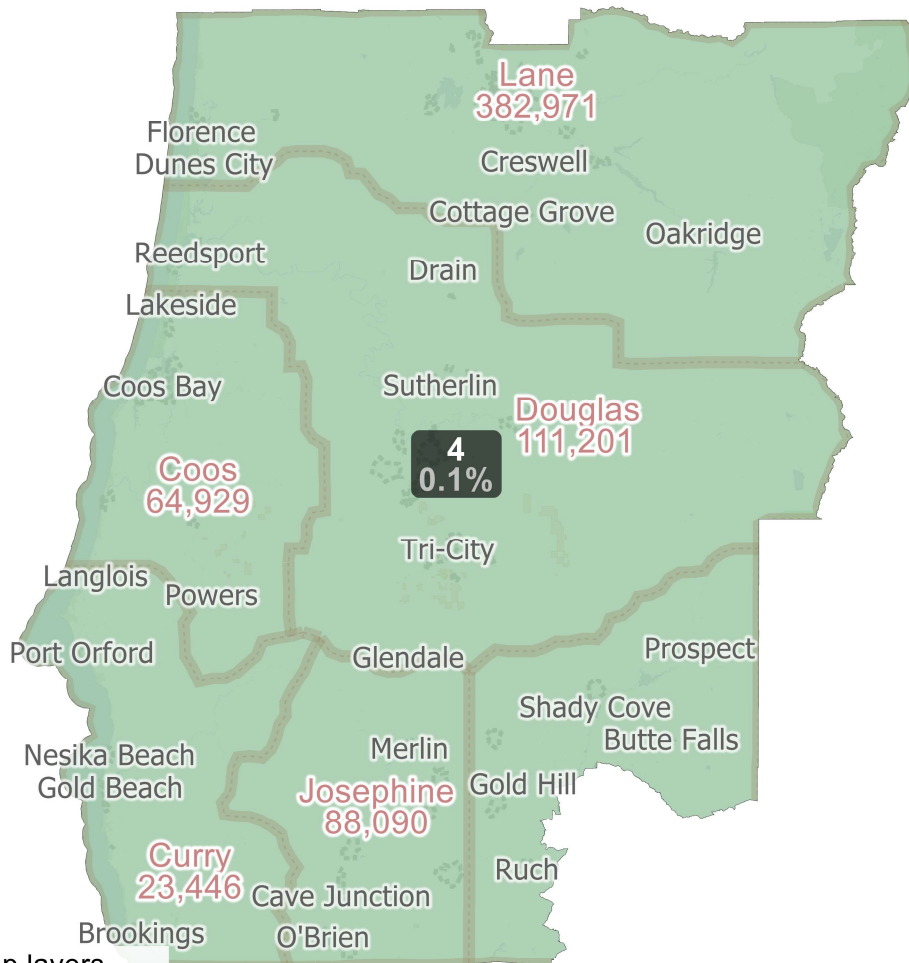
Field	Value
District	2
Population	706210
Deviation	1
% Deviation	0%
% D 16_Pres	39.2%
% R 16_Pres	60.8%
% NH CVAP 19	91.8%
% NH White CVAP 19	86.0%
% NH Black CVAP 19	0.8%
% NH Asian CVAP 19	1.3%
% H CVAP 19	8.2%
ernate Schwartzberg	1.51
Polsby Popper	0.44
Perimeter	1,363.45
Reock	0.48
NH_Wht	534426
% NH_Wht	75.68%
AP_BlK	10390
% AP_BlK	1.47%
AP_Ind	37121
% AP_Ind	5.26%
AP_Asn	16578
% AP_Asn	2.35%
AP_Hwn	4785
% AP_Hwn	0.68%
AP_Oth	85377
% AP_Oth	12.09%
Hispanic Origin	103204
% Hispanic Origin	14.61%
18+_Pop	555193
NH18+_Wht	438897
% NH18+_Wht	79.05%
18+_AP_BlK	6514
% 18+_AP_BlK	1.17%
18+_AP_Ind	26726

District: 3



Field	Value
District	3
Population	705586
Deviation	-623
% Deviation	-0.09%
% D 16_Pres	81.0%
% R 16_Pres	19.0%
% NH CVAP 19	92.8%
% NH White CVAP 19	76.3%
% NH Black CVAP 19	6.2%
% NH Asian CVAP 19	7.4%
% H CVAP 19	7.2%
ernate Schwartzberg	1.49
Polsby Popper	0.45
Perimeter	66.93
Reock	0.37
NH_Wht	451385
% NH_Wht	63.97%
AP_BlK	58103
% AP_BlK	8.23%
AP_Ind	27367
% AP_Ind	3.88%
AP_Asn	73146
% AP_Asn	10.37%
AP_Hwn	8802
% AP_Hwn	1.25%
AP_Oth	80739
% AP_Oth	11.44%
Hispanic Origin	96197
% Hispanic Origin	13.63%
18+_Pop	574940
NH18+_Wht	387554
% NH18+_Wht	67.41%
18+_AP_BlK	41095
% 18+_AP_BlK	7.15%
18+_AP_Ind	20960

District: 4



Field	Value
District	4
Population	706883
Deviation	674
% Deviation	0.1%
% D 16_Pres	47.4%
% R 16_Pres	52.6%
% NH CVAP 19	94.9%
% NH White CVAP 19	88.5%
% NH Black CVAP 19	1.0%
% NH Asian CVAP 19	1.9%
% H CVAP 19	5.1%
ernate Schwartzberg	1.45
Polsby Popper	0.47
Perimeter	672.59
Reock	0.53
NH_Wht	568578
% NH_Wht	80.43%
AP_BlK	13279
% AP_BlK	1.88%
AP_Ind	36983
% AP_Ind	5.23%
AP_Asn	23465
% AP_Asn	3.32%
AP_Hwn	4742
% AP_Hwn	0.67%
AP_Oth	48722
% AP_Oth	6.89%
Hispanic Origin	59578
% Hispanic Origin	8.43%
18+_Pop	578982
NH18+_Wht	478837
% NH18+_Wht	82.7%
18+_AP_BlK	8747
% 18+_AP_BlK	1.51%
18+_AP_Ind	27651
% 18+_AP_Ind	4.78%
18+_AP_Asn	17492
% 18+_AP_Asn	3.02%
18+_AP_Hwn	3149
% 18+_AP_Hwn	0.54%

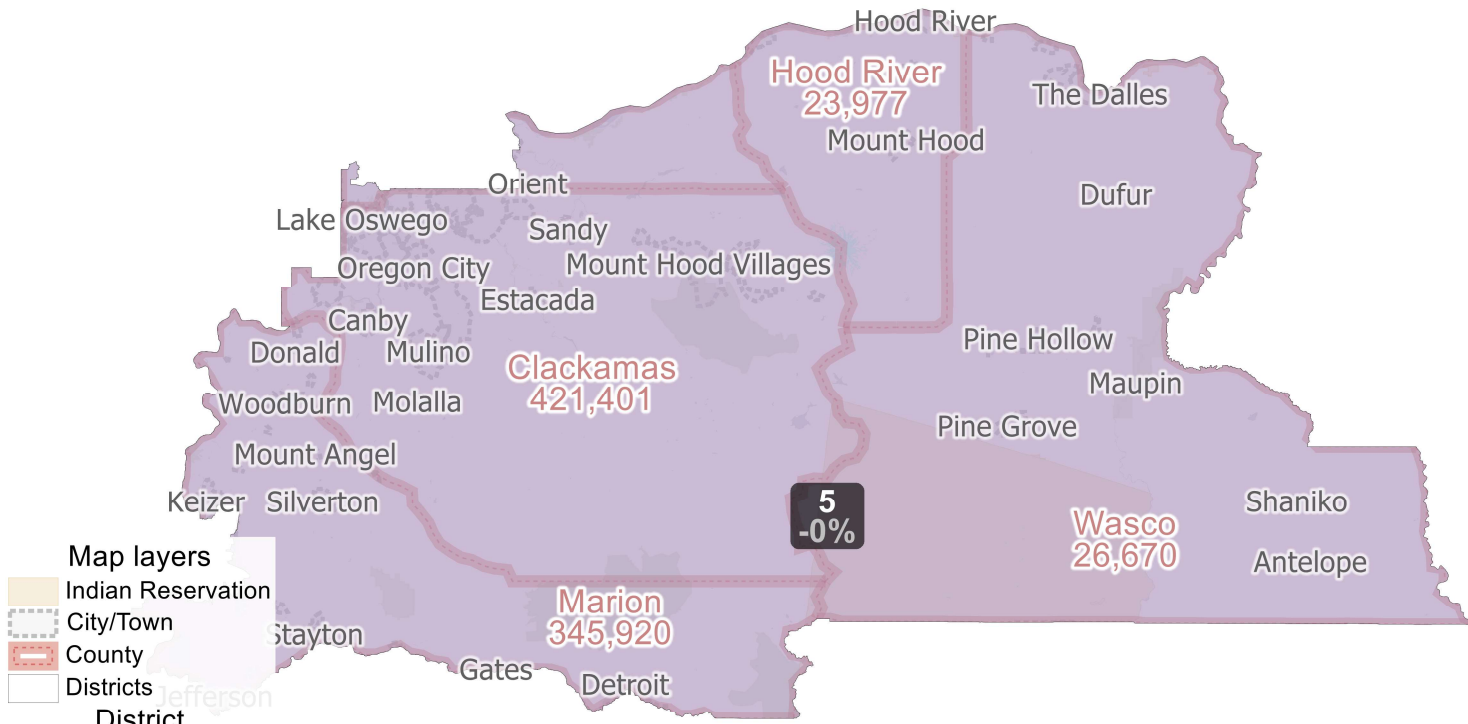
- Map layers
- Indian Reservation
 - City/Town
 - County
 - Districts

- District
- 1 (1)
 - 2 (1)
 - 3 (1)
 - 4 (1)
 - 5 (1)
 - 6 (1)

©2021 CALIPER; ©2020 HERE



District: 5



Map layers

- Indian Reservation
- City/Town
- County
- Districts

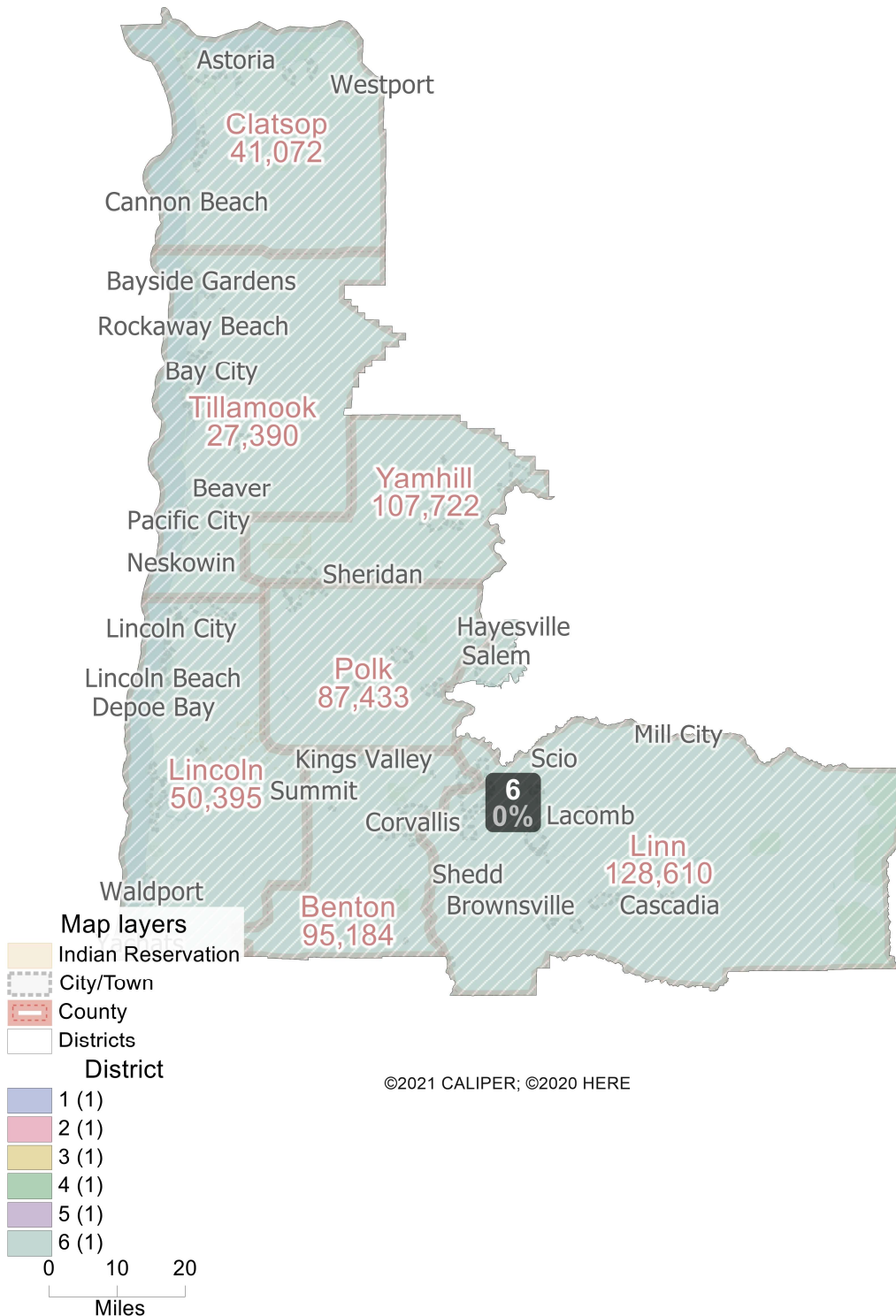
District

- 1 (1)
- 2 (1)
- 3 (1)
- 4 (1)
- 5 (1)
- 6 (1)

0 10 20
Miles

Field	Value
District	5
Population	706185
Deviation	-24
% Deviation	-0%
% D 16_Pres	53.5%
% R 16_Pres	46.5%
% NH CVAP 19	92.2%
% NH White CVAP 19	85.0%
% NH Black CVAP 19	1.2%
% NH Asian CVAP 19	3.6%
% H CVAP 19	7.8%
ernate Schwartzberg	1.86
Polsby Popper	0.29
Perimeter	517.85
Reock	0.41
NH_Wht	517367
% NH_Wht	73.26%
AP_BlK	14510
% AP_BlK	2.05%
AP_Ind	27033
% AP_Ind	3.83%
AP_Asn	39967
% AP_Asn	5.66%
AP_Hwn	5494
% AP_Hwn	0.78%
AP_Oth	87383
% AP_Oth	12.37%
Hispanic Origin	104920
% Hispanic Origin	14.86%
18+_Pop	549267
NH18+_Wht	421485
% NH18+_Wht	76.74%
18+_AP_BlK	8944
% 18+_AP_BlK	1.63%
18+_AP_Ind	19542

District: 6



Field	Value
District	6
Population	706209
Deviation	0
% Deviation	0%
% D 16_Pres	50.5%
% R 16_Pres	49.5%
% NH CVAP 19	91.9%
% NH White CVAP 19	85.1%
% NH Black CVAP 19	1.2%
% NH Asian CVAP 19	2.3%
% H CVAP 19	8.2%
ernate Schwartzberg	2.1
Polsby Popper	0.23
Perimeter	669.05
Reock	0.32
NH_Wht	515395
% NH_Wht	72.98%
AP_Blkc	13576
% AP_Blkc	1.92%
AP_Ind	34015
% AP_Ind	4.82%
AP_Asn	27893
% AP_Asn	3.95%
AP_Hwn	7703
% AP_Hwn	1.09%
AP_Oth	87938
% AP_Oth	12.45%
Hispanic Origin	110232
% Hispanic Origin	15.61%
18+_Pop	559304
NH18+_Wht	427674
% NH18+_Wht	76.47%
18+_AP_Blkc	8752
% 18+_AP_Blkc	1.56%
18+_AP_Ind	24824
% 18+_AP_Ind	4.44%
18+_AP_Asn	21268
% 18+_AP_Asn	3.8%
18+_AP_Hwn	5056
% 18+_AP_Hwn	0.9%