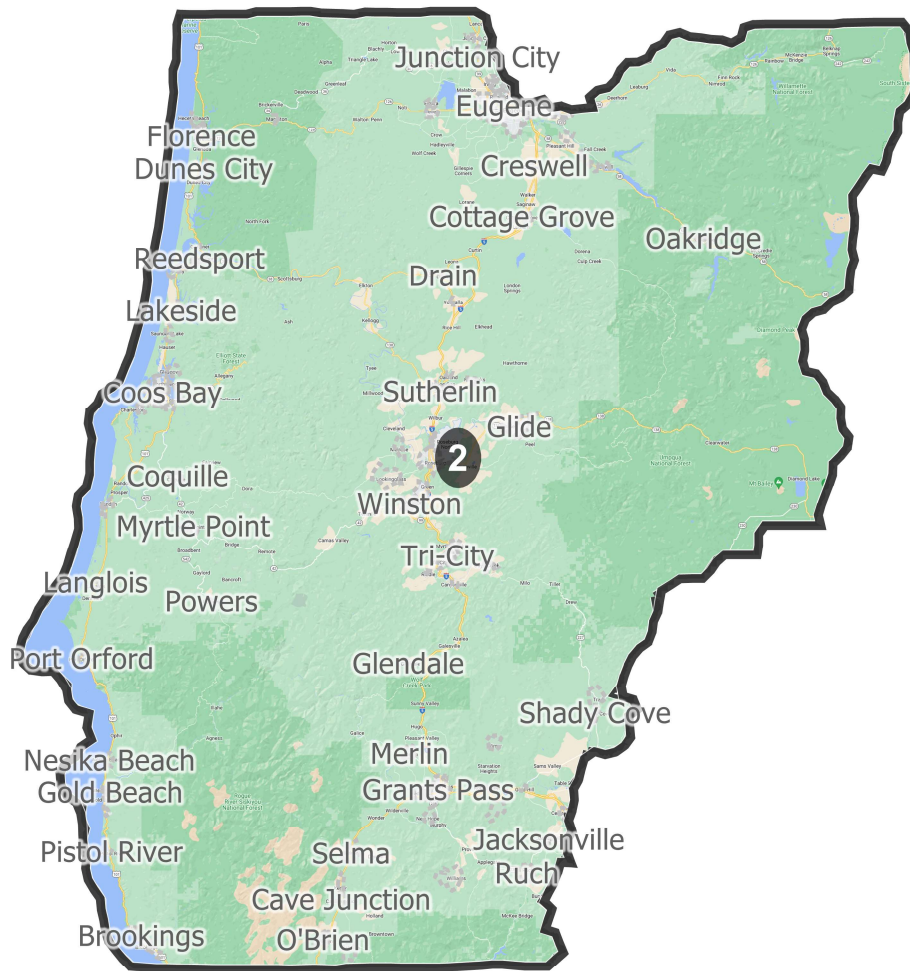
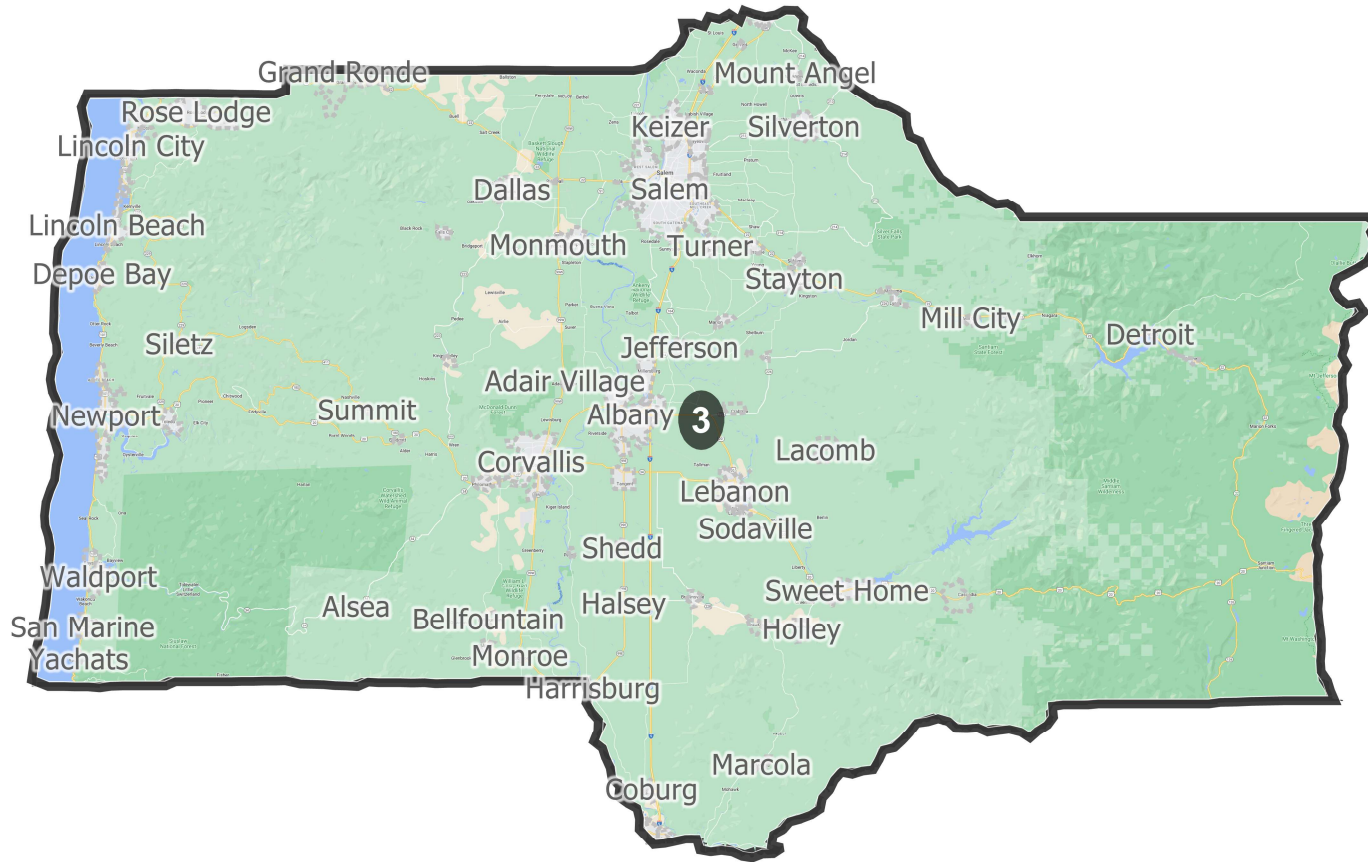


District: 2



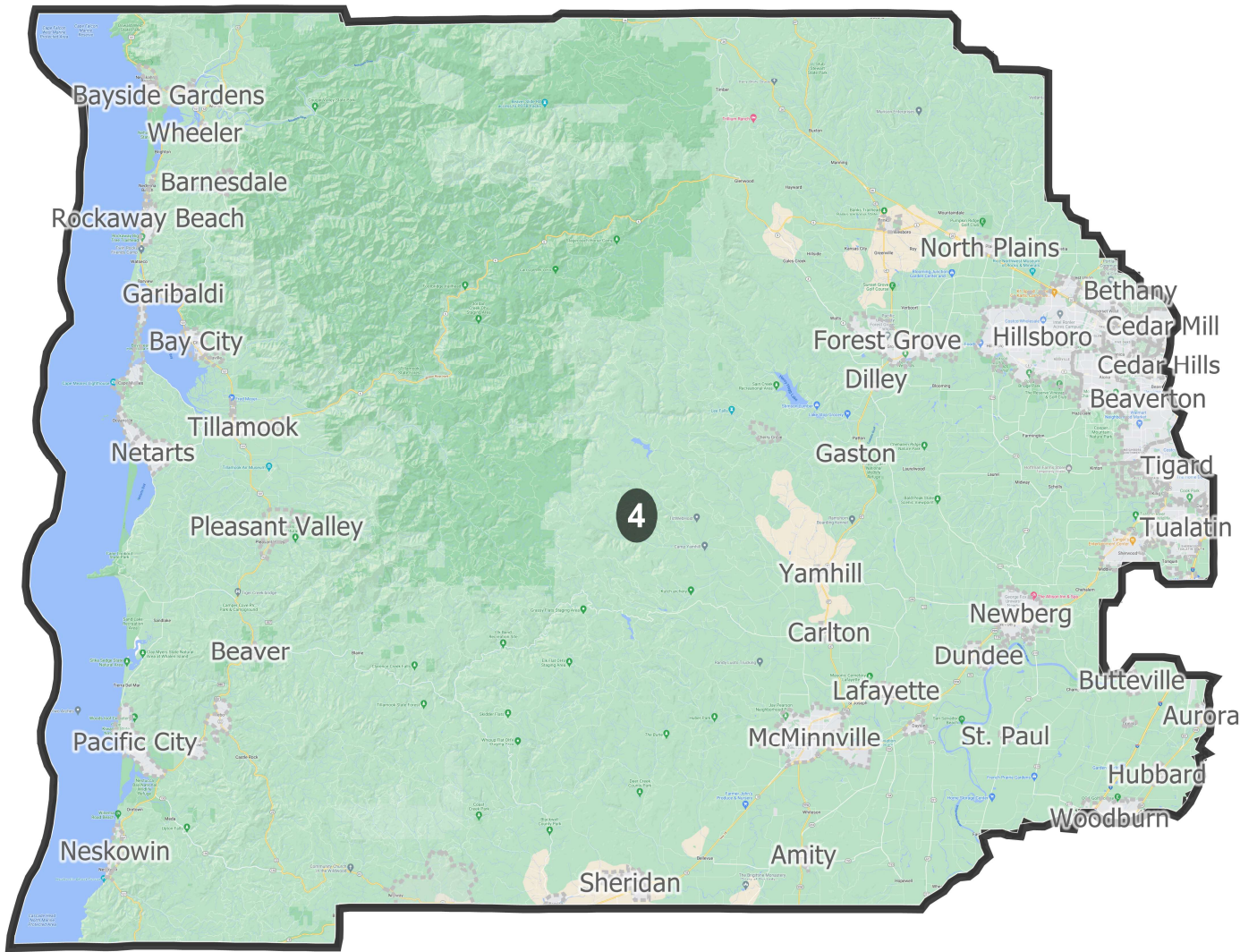
Field	Value
District	2
Population	706209
Deviation	0
% Deviation	0%
Alternate Schwartzberg	1.51
Polsby Popper	0.44
Perimeter	679.73
Reock	0.5
NH_Wht	567415
% NH_Wht	80.35%
AP_BlK	12919
% AP_BlK	1.83%
AP_Ind	36976
% AP_Ind	5.24%
AP_Asn	22789
% AP_Asn	3.23%
AP_Hwn	4776
% AP_Hwn	0.68%
AP_Oth	49660
% AP_Oth	7.03%
Hispanic Origin	61057
% Hispanic Origin	8.65%
18+_Pop	577650
NH18+_Wht	477294
% NH18+_Wht	82.63%
18+_AP_BlK	8514
% 18+_AP_BlK	1.47%
18+_AP_Ind	27609
% 18+_AP_Ind	4.78%
18+_AP_Asn	17007
% 18+_AP_Asn	2.94%
18+_AP_Hwn	3201
% 18+_AP_Hwn	0.55%
18+_AP_Oth	36391
% 18+_AP_Oth	6.3%
H18+_Pop	41456
% H18+_Pop	7.18%

District: 3



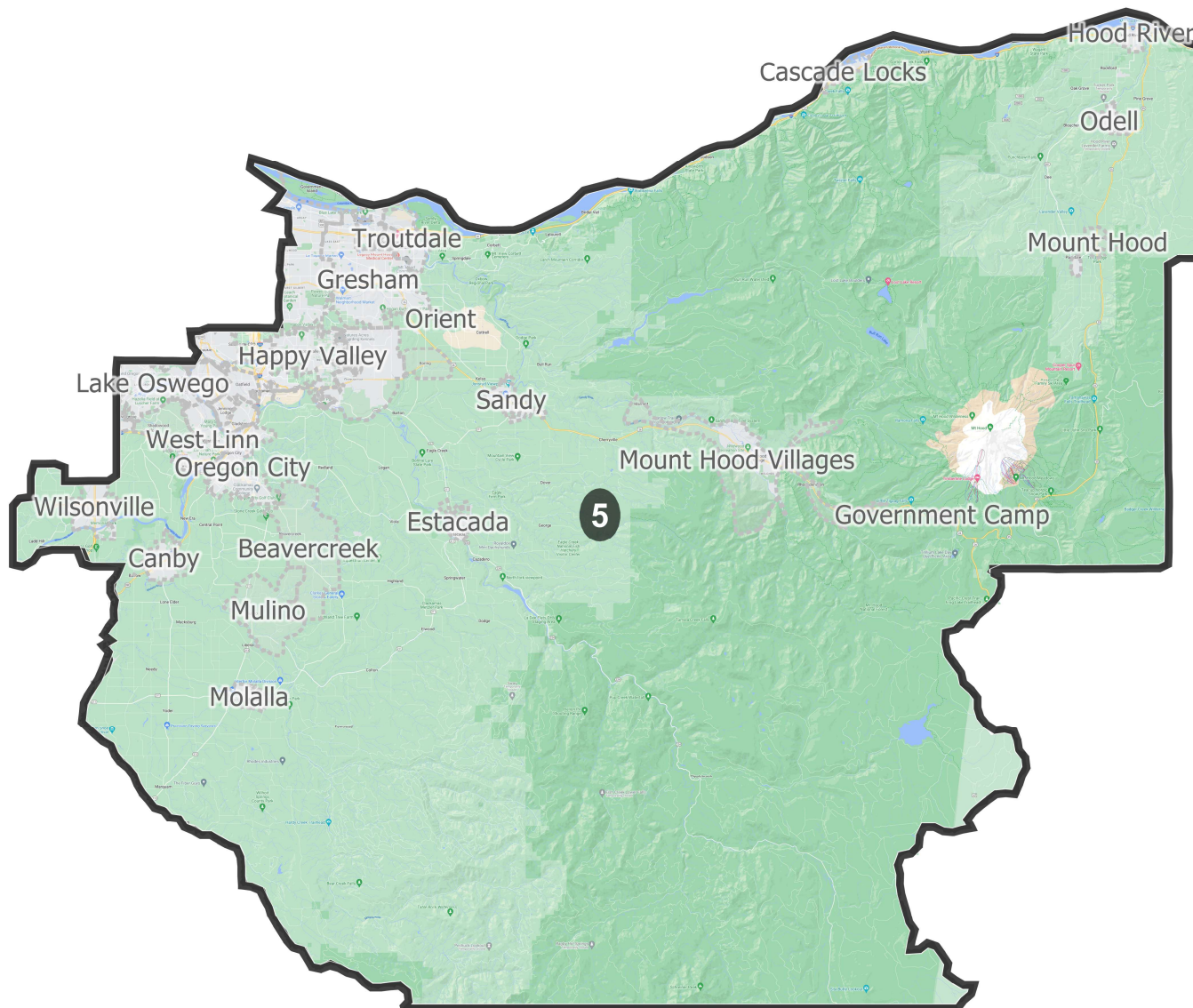
Field	Value
District	3
Population	706210
Deviation	1
% Deviation	0%
Alternate Schwartzberg	1.5
Polsby Popper	0.45
Perimeter	418.82
Reock	0.48
NH_Wht	501443
% NH_Wht	71%
AP_BlK	14095
% AP_BlK	2%
AP_Ind	34506
% AP_Ind	4.89%
AP_Asn	28756
% AP_Asn	4.07%
AP_Hwn	8151
% AP_Hwn	1.15%
AP_Oth	97879
% AP_Oth	13.86%
Hispanic Origin	123915
% Hispanic Origin	17.55%
18+_Pop	553408
NH18+_Wht	413807
% NH18+_Wht	74.77%
18+_AP_BlK	8832
% 18+_AP_BlK	1.6%
18+_AP_Ind	25026
% 18+_AP_Ind	4.52%
18+_AP_Asn	21682
% 18+_AP_Asn	3.92%
18+_AP_Hwn	5280
% 18+_AP_Hwn	0.95%
18+_AP_Oth	66497
% 18+_AP_Oth	12.02%
H18+_Pop	79768
% H18+_Pop	14.41%

District: 4



Field	Value
District	4
Population	706209
Deviation	0
% Deviation	0%
Alternate Schwartzberg	1.41
Polsby Popper	0.51
Perimeter	266.9
Reock	0.61
NH_Whit	439350
% NH_Whit	62.21%
AP_Black	22415
% AP_Black	3.17%
AP_Ind	25516
% AP_Ind	3.61%
AP_Asn	85499
% AP_Asn	12.11%
AP_Hwn	7828
% AP_Hwn	1.11%
AP_Oth	110544
% AP_Oth	15.65%
Hispanic Origin	134293
% Hispanic Origin	19.02%
18+_Pop	546048
NH18+_Whit	361161
% NH18+_Whit	66.14%
18+_AP_Black	14515
% 18+_AP_Black	2.66%
18+_AP_Ind	18551
% 18+_AP_Ind	3.4%
18+_AP_Asn	62098
% 18+_AP_Asn	11.37%
18+_AP_Hwn	5270
% 18+_AP_Hwn	0.97%
18+_AP_Oth	75133
% 18+_AP_Oth	13.76%
H18+_Pop	88355
% H18+_Pop	16.18%

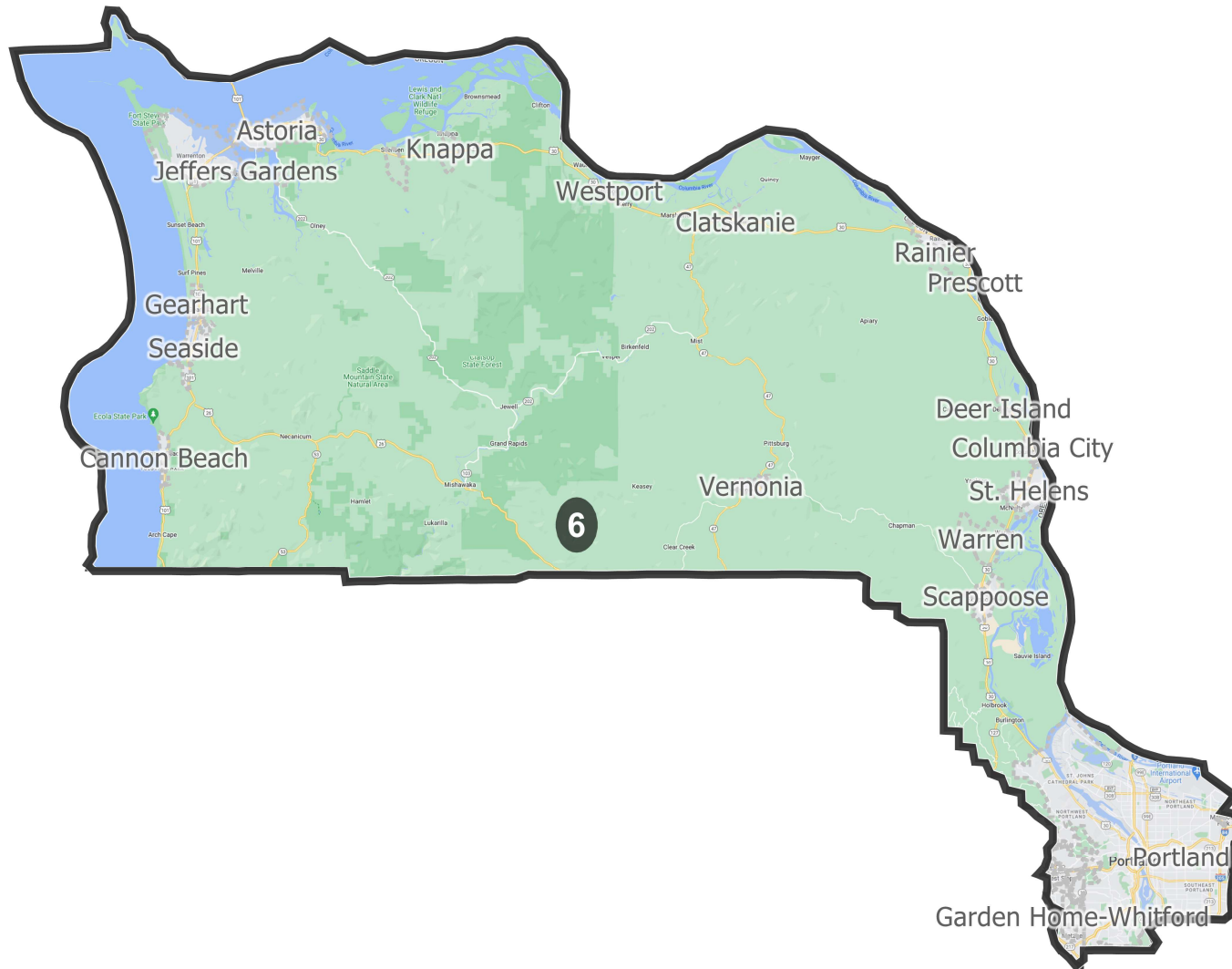
District: 5



©2021 CALIPER

Field	Value
District	5
Population	706209
Deviation	0
% Deviation	0%
Alternate Schwartzberg	1.59
Polsby Popper	0.4
Perimeter	291.06
Reock	0.58
NH_Wht	490734
% NH_Wht	69.49%
AP_BlK	32187
% AP_BlK	4.56%
AP_Ind	26004
% AP_Ind	3.68%
AP_Asn	59409
% AP_Asn	8.41%
AP_Hwn	7480
% AP_Hwn	1.06%
AP_Oth	80737
% AP_Oth	11.43%
Hispanic Origin	96088
% Hispanic Origin	13.61%
18+_Pop	550424
NH18+_Wht	402002
% NH18+_Wht	73.03%
18+_AP_BlK	20667
% 18+_AP_BlK	3.75%
18+_AP_Ind	18967
% 18+_AP_Ind	3.45%
18+_AP_Asn	42892
% 18+_AP_Asn	7.79%
18+_AP_Hwn	4976
% 18+_AP_Hwn	0.9%
18+_AP_Oth	54935
% 18+_AP_Oth	9.98%
H18+_Pop	62680
% H18+_Pop	11.39%

District: 6



Field	Value
District	6
Population	706209
Deviation	0
% Deviation	0%
Alternate Schwartzberg	1.74
Polsby Popper	0.33
Perimeter	274.67
Reock	0.28
NH_Wht	504511
% NH_Wht	71.44%
AP_BlK	42767
% AP_BlK	6.06%
AP_Ind	24828
% AP_Ind	3.52%
AP_Asn	62477
% AP_Asn	8.85%
AP_Hwn	6574
% AP_Hwn	0.93%
AP_Oth	60073
% AP_Oth	8.51%
Hispanic Origin	68954
% Hispanic Origin	9.76%
18+_Pop	587578
NH18+_Wht	433966
% NH18+_Wht	73.86%
18+_AP_BlK	31467
% 18+_AP_BlK	5.36%
18+_AP_Ind	19279
% 18+_AP_Ind	3.28%
18+_AP_Asn	48692
% 18+_AP_Asn	8.29%
18+_AP_Hwn	4619
% 18+_AP_Hwn	0.79%
18+_AP_Oth	45025
% 18+_AP_Oth	7.66%
H18+_Pop	50100
% H18+_Pop	8.53%