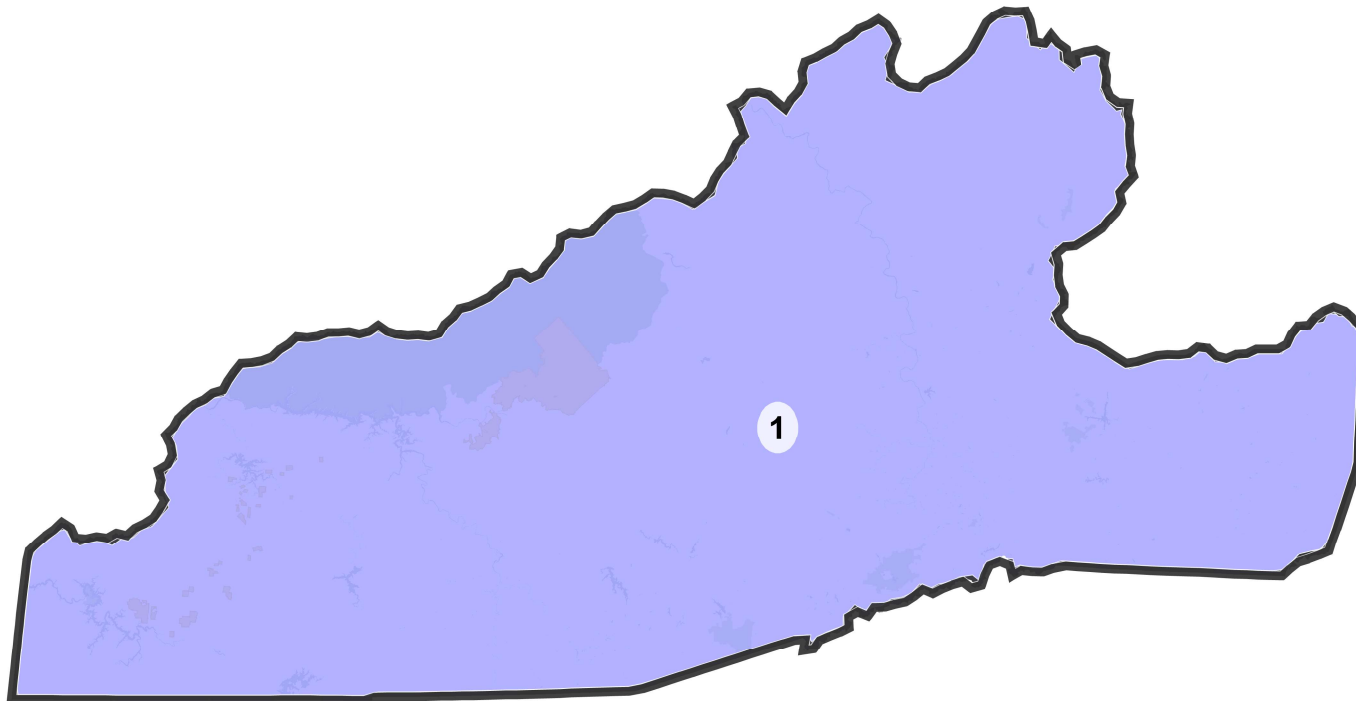
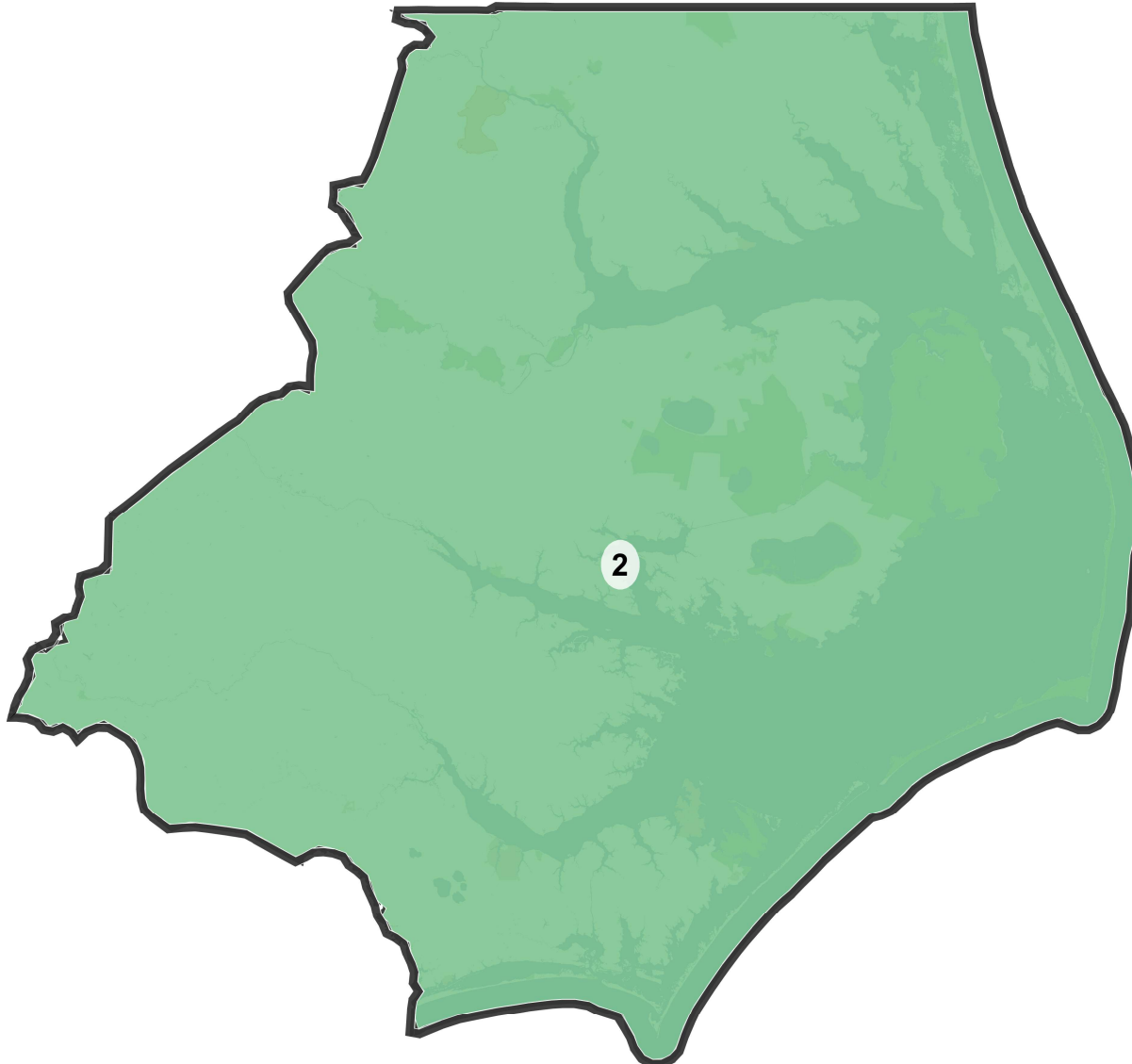


# District: 1



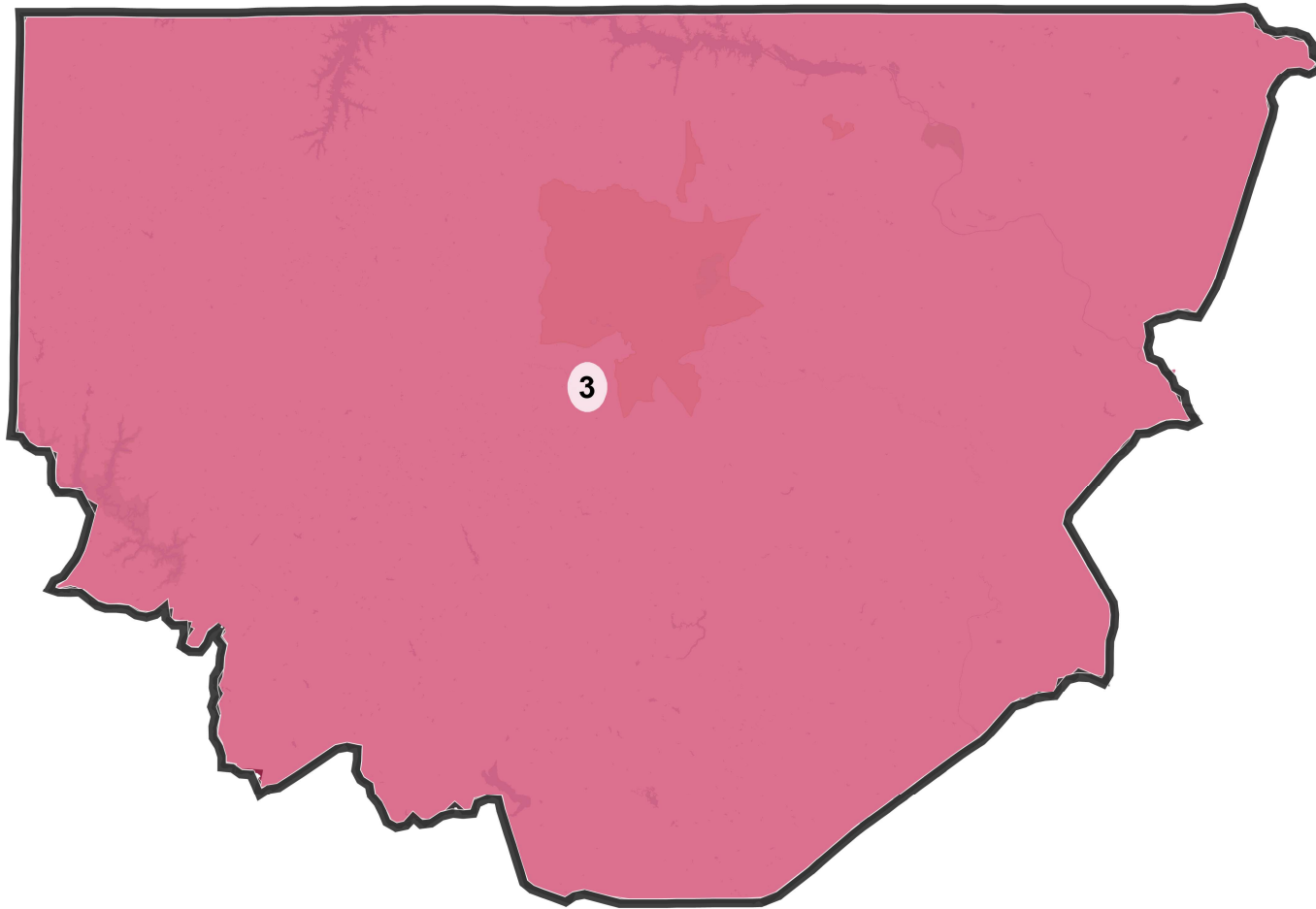
Field	Value
District	1
Population	745670
Deviation	-1
% Deviation	-0%
% NH CVAP 19	97.5%
% NH White CVAP 19	90.0%
% NH Black CVAP 19	4.5%
% NH Asian CVAP 19	0.8%
% H CVAP 19	2.5%
% D 20_Pres	44.9%
% R 20_Pres	55.1%
ernate Schwartzberg	1.86
Polsby Popper	0.29
Perimeter	515.06
Reock	0.33
NH_Wht	610002
% NH_Wht	81.81%
AP_BlK	37847
% AP_BlK	5.08%
AP_Ind	29087
% AP_Ind	3.9%
AP_Asn	10841
% AP_Asn	1.45%
AP_Hwn	1972
% AP_Hwn	0.26%
AP_Oth	49814
% AP_Oth	6.68%
Hispanic Origin	56424
% Hispanic Origin	7.57%
18+_Pop	609092
NH18+_Wht	513650
% NH18+_Wht	84.33%
18+_AP_BlK	26872
% 18+_AP_BlK	4.41%
18+_AP_Ind	21410

## District: 2



Field	Value
District	2
Population	745670
Deviation	-1
% Deviation	-0%
% NH CVAP 19	96.9%
% NH White CVAP 19	66.0%
% NH Black CVAP 19	28.8%
% NH Asian CVAP 19	1.1%
% H CVAP 19	3.1%
% D 20_Pres	44.1%
% R 20_Pres	55.9%
ernate Schwartzberg	1.37
Polsby Popper	0.54
Perimeter	556.67
Reock	0.65
NH_Wht	449314
% NH_Wht	60.26%
AP_BlK	217289
% AP_BlK	29.14%
AP_Ind	15671
% AP_Ind	2.1%
AP_Asn	14289
% AP_Asn	1.92%
AP_Hwn	1496
% AP_Hwn	0.2%
AP_Oth	45404
% AP_Oth	6.09%
Hispanic Origin	52696
% Hispanic Origin	7.07%
18+_Pop	593578
NH18+_Wht	374357
% NH18+_Wht	63.07%
18+_AP_BlK	164735
% 18+_AP_BlK	27.75%
18+_AP_Ind	11588

## District: 3



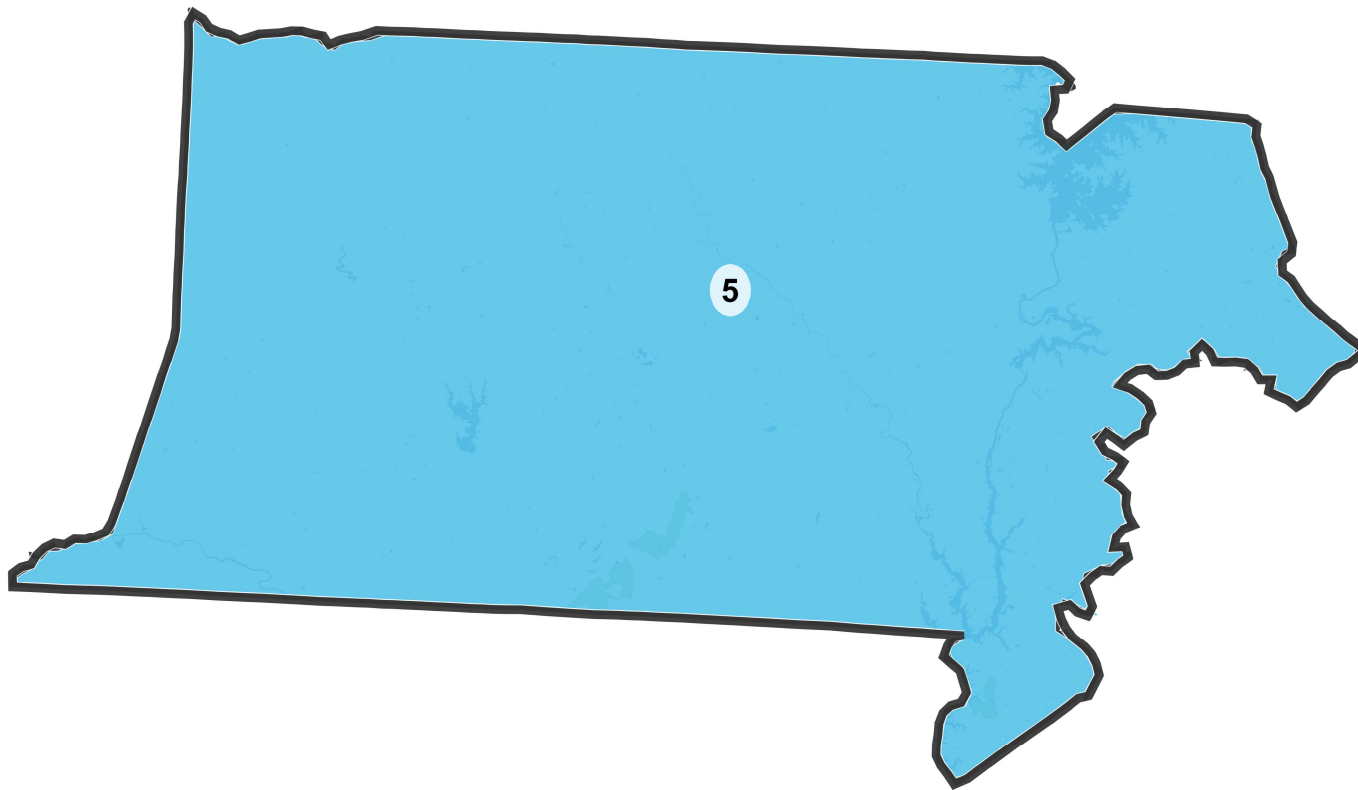
Field	Value
District	3
Population	745671
Deviation	0
% Deviation	0%
% NH CVAP 19	96.6%
% NH White CVAP 19	57.3%
% NH Black CVAP 19	36.4%
% NH Asian CVAP 19	1.3%
% H CVAP 19	3.4%
% D 20_Pres	54.1%
% R 20_Pres	45.9%
ernate Schwartzberg	1.4
Polsby Popper	0.51
Perimeter	345.51
Reock	0.59
NH_Wht	382955
% NH_Wht	51.36%
AP_BlK	264345
% AP_BlK	35.45%
AP_Ind	17860
% AP_Ind	2.4%
AP_Asn	17175
% AP_Asn	2.3%
AP_Hwn	1055
% AP_Hwn	0.14%
AP_Oth	61357
% AP_Oth	8.23%
Hispanic Origin	69994
% Hispanic Origin	9.39%
18+_Pop	574304
NH18+_Wht	309176
% NH18+_Wht	53.83%
18+_AP_BlK	199398
% 18+_AP_BlK	34.72%
18+_AP_Ind	13135

## District: 4



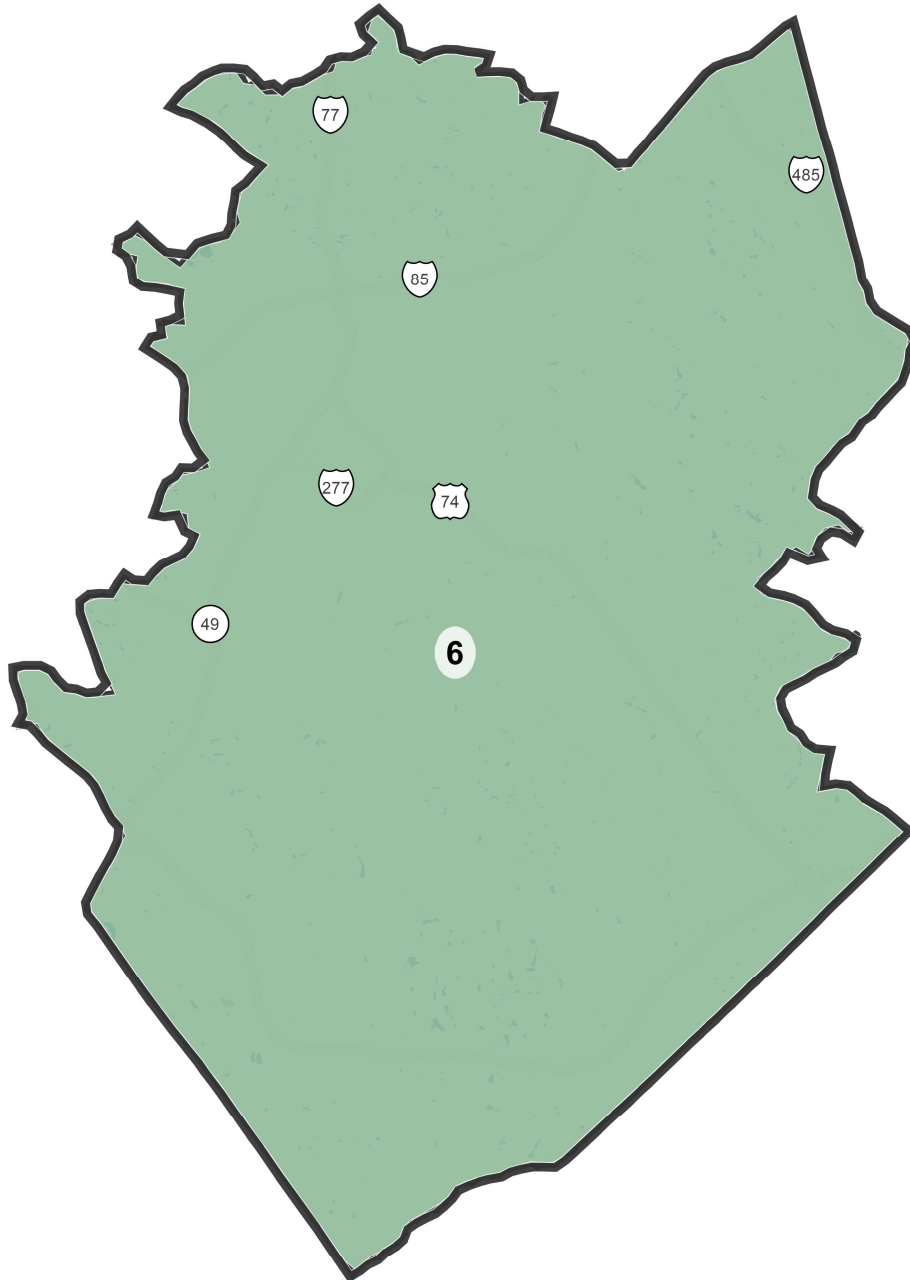
Field	Value
District	4
Population	745671
Deviation	0
% Deviation	0%
% NH CVAP 19	97.1%
% NH White CVAP 19	87.4%
% NH Black CVAP 19	7.2%
% NH Asian CVAP 19	1.7%
% H CVAP 19	2.9%
% D 20_Pres	31.1%
% R 20_Pres	68.9%
ernate Schwartzberg	1.86
Polsby Popper	0.29
Perimeter	433.66
Reock	0.52
NH_Wht	585699
% NH_Wht	78.55%
AP_BlK	61737
% AP_BlK	8.28%
AP_Ind	18301
% AP_Ind	2.45%
AP_Asn	21472
% AP_Asn	2.88%
AP_Hwn	1050
% AP_Hwn	0.14%
AP_Oth	51336
% AP_Oth	6.88%
Hispanic Origin	60015
% Hispanic Origin	8.05%
18+_Pop	594735
NH18+_Wht	483172
% NH18+_Wht	81.24%
18+_AP_BlK	44609
% 18+_AP_BlK	7.5%
18+_AP_Ind	13592

## District: 5



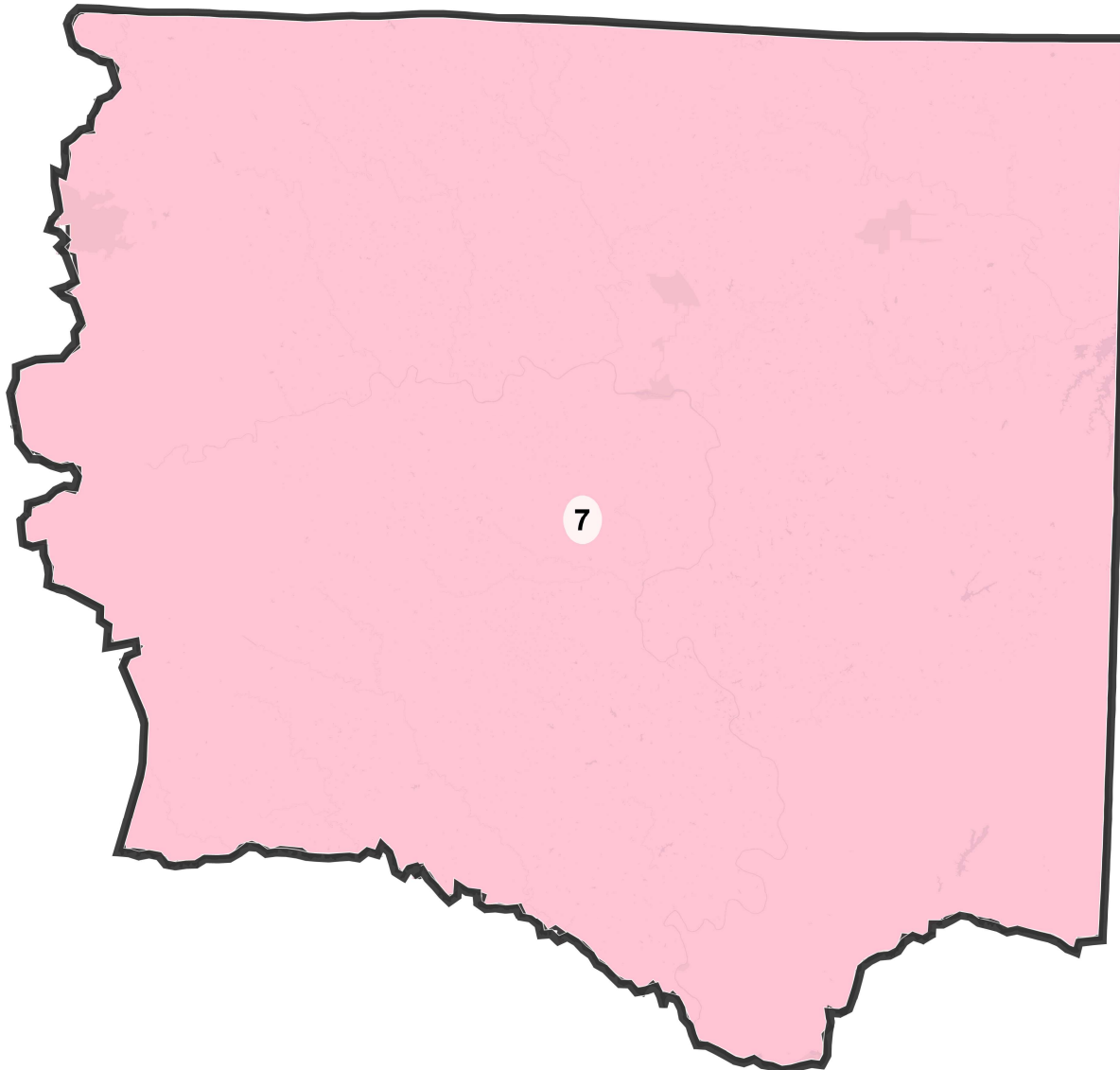
Field	Value
District	5
Population	745670
Deviation	-1
% Deviation	-0%
% NH CVAP 19	95.9%
% NH White CVAP 19	69.8%
% NH Black CVAP 19	22.9%
% NH Asian CVAP 19	2.2%
% H CVAP 19	4.1%
% D 20_Pres	47.4%
% R 20_Pres	52.6%
ernate Schwartzberg	1.65
Polsby Popper	0.37
Perimeter	218.74
Reock	0.41
NH_Wht	447915
% NH_Wht	60.07%
AP_BlK	183025
% AP_BlK	24.55%
AP_Ind	16574
% AP_Ind	2.22%
AP_Asn	30800
% AP_Asn	4.13%
AP_Hwn	939
% AP_Hwn	0.13%
AP_Oth	64445
% AP_Oth	8.64%
Hispanic Origin	72311
% Hispanic Origin	9.7%
18+_Pop	576247
NH18+_Wht	363757
% NH18+_Wht	63.13%
18+_AP_BlK	132396
% 18+_AP_BlK	22.98%
18+_AP_Ind	12153

## District: 6



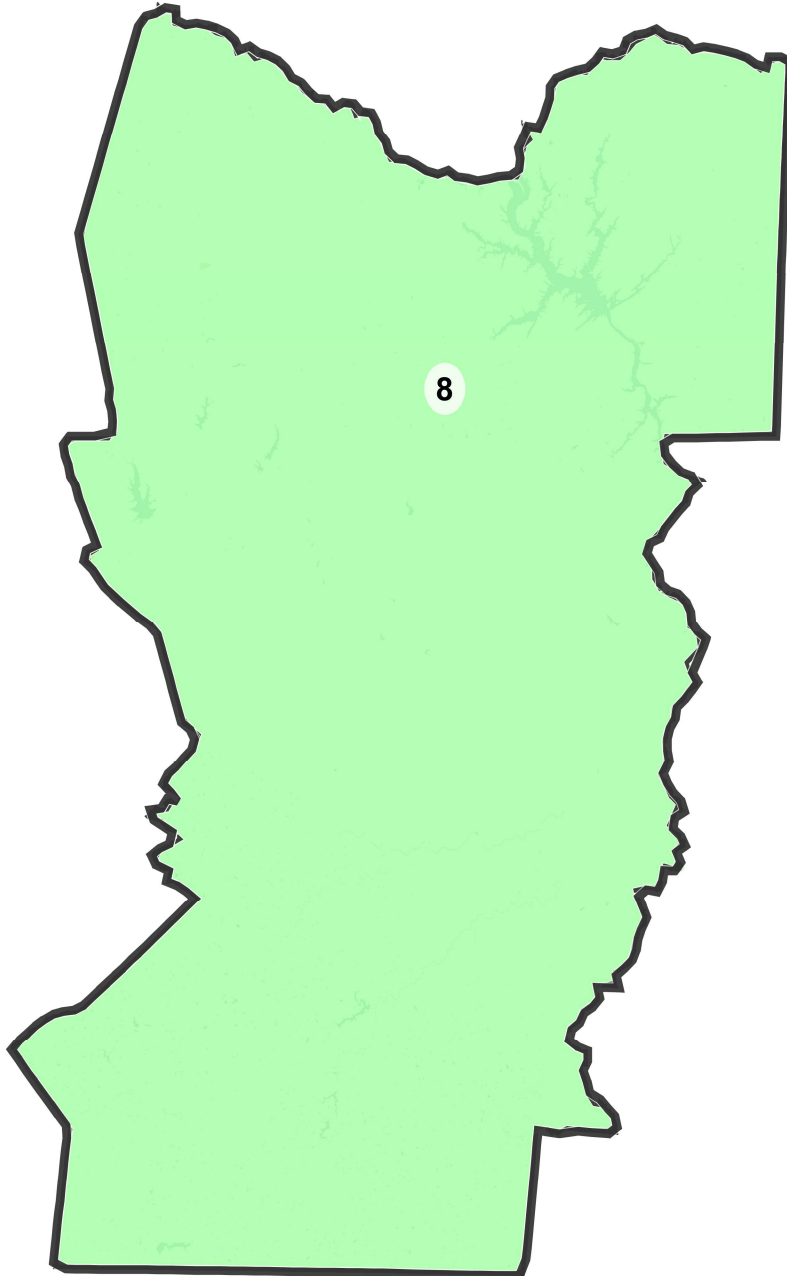
Field	Value
District	6
Population	745670
Deviation	-1
% Deviation	-0%
% NH CVAP 19	94.1%
% NH White CVAP 19	54.6%
% NH Black CVAP 19	34.6%
% NH Asian CVAP 19	3.8%
% H CVAP 19	5.9%
% D 20_Pres	70.1%
% R 20_Pres	29.9%
ernate Schwartzberg	1.66
Polsby Popper	0.36
Perimeter	94.72
Reock	0.52
NH_Wht	325211
% NH_Wht	43.61%
AP_Blck	235230
% AP_Blck	31.55%
AP_Ind	14592
% AP_Ind	1.96%
AP_Asn	57720
% AP_Asn	7.74%
AP_Hwn	1170
% AP_Hwn	0.16%
AP_Oth	107709
% AP_Oth	14.44%
Hispanic Origin	122305
% Hispanic Origin	16.4%
18+_Pop	578608
NH18+_Wht	271510
% NH18+_Wht	46.92%
18+_AP_Blck	177995
% 18+_AP_Blck	30.76%
18+_AP_Ind	10694
% 18+_AP_Ind	1.85%
18+_AP_Asn	41614
% 18+_AP_Asn	7.19%
18+_AP_Hwn	834
% 18+_AP_Hwn	0.14%

## District: 7



Field	Value
District	7
Population	745671
Deviation	0
% Deviation	0%
% NH CVAP 19	96.0%
% NH White CVAP 19	77.1%
% NH Black CVAP 19	16.7%
% NH Asian CVAP 19	1.1%
% H CVAP 19	4.0%
% D 20_Pres	40.6%
% R 20_Pres	59.4%
ernate Schwartzberg	1.46
Polsby Popper	0.47
Perimeter	278.31
Reock	0.62
NH_Wht	500919
% NH_Wht	67.18%
AP_BlK	129579
% AP_BlK	17.38%
AP_Ind	17947
% AP_Ind	2.41%
AP_Asn	16226
% AP_Asn	2.18%
AP_Hwn	996
% AP_Hwn	0.13%
AP_Oth	75072
% AP_Oth	10.07%
Hispanic Origin	86486
% Hispanic Origin	11.6%
18+_Pop	583692
NH18+_Wht	411721
% NH18+_Wht	70.54%
18+_AP_BlK	96036
% 18+_AP_BlK	16.45%
18+_AP_Ind	13204

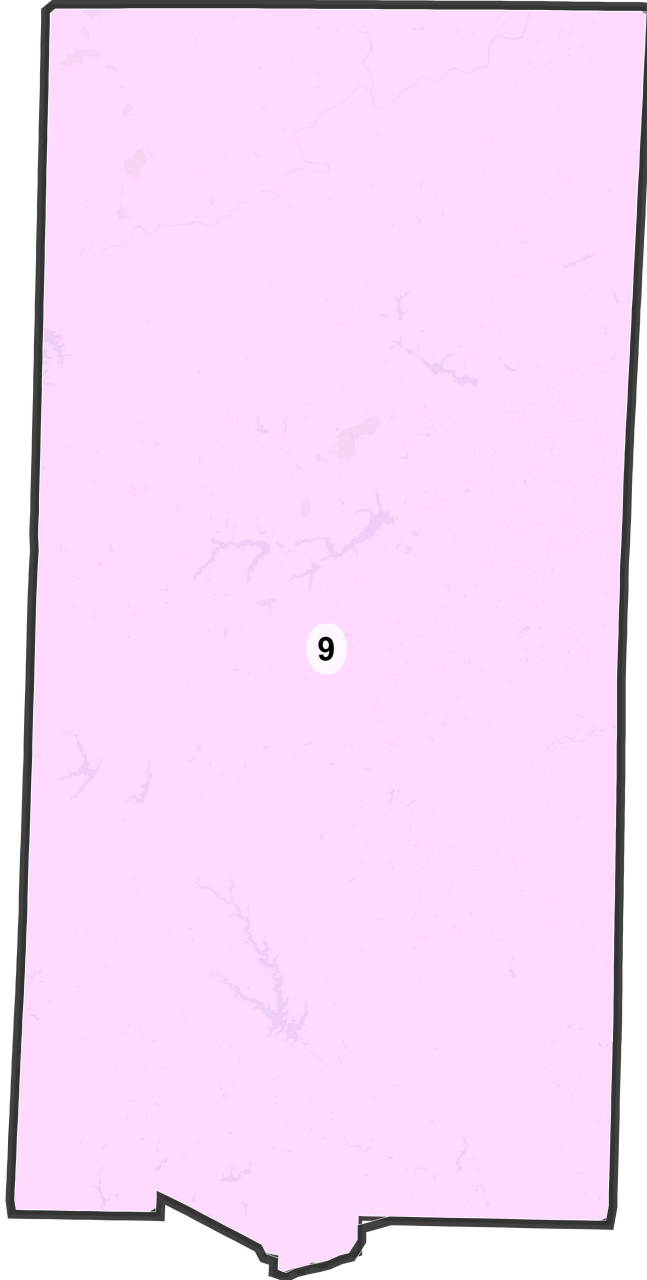
## District: 8



Field	Value
District	8
Population	745671
Deviation	0
% Deviation	0%
% NH CVAP 19	95.7%
% NH White CVAP 19	77.8%
% NH Black CVAP 19	14.9%
% NH Asian CVAP 19	1.9%
% H CVAP 19	4.3%
% D 20_Pres	37.6%
% R 20_Pres	62.4%
ernate Schwartzberg	1.7
Polsby Popper	0.34
Perimeter	283.05
Reock	0.43
NH_Wht	493162
% NH_Wht	66.14%
AP_Blk	123288
% AP_Blk	16.53%
AP_Ind	17670
% AP_Ind	2.37%
AP_Asn	30691
% AP_Asn	4.12%
AP_Hwn	963
% AP_Hwn	0.13%
AP_Oth	74901
% AP_Oth	10.04%
Hispanic Origin	84452
% Hispanic Origin	11.33%
18+_Pop	562148
NH18+_Wht	391181
% NH18+_Wht	69.59%
18+_AP_Blk	87138
% 18+_AP_Blk	15.5%
18+_AP_Ind	12595
% 18+_AP_Ind	2.24%
18+_AP_Asn	19810
% 18+_AP_Asn	3.52%
18+_AP_Hwn	627
% 18+_AP_Hwn	0.11%

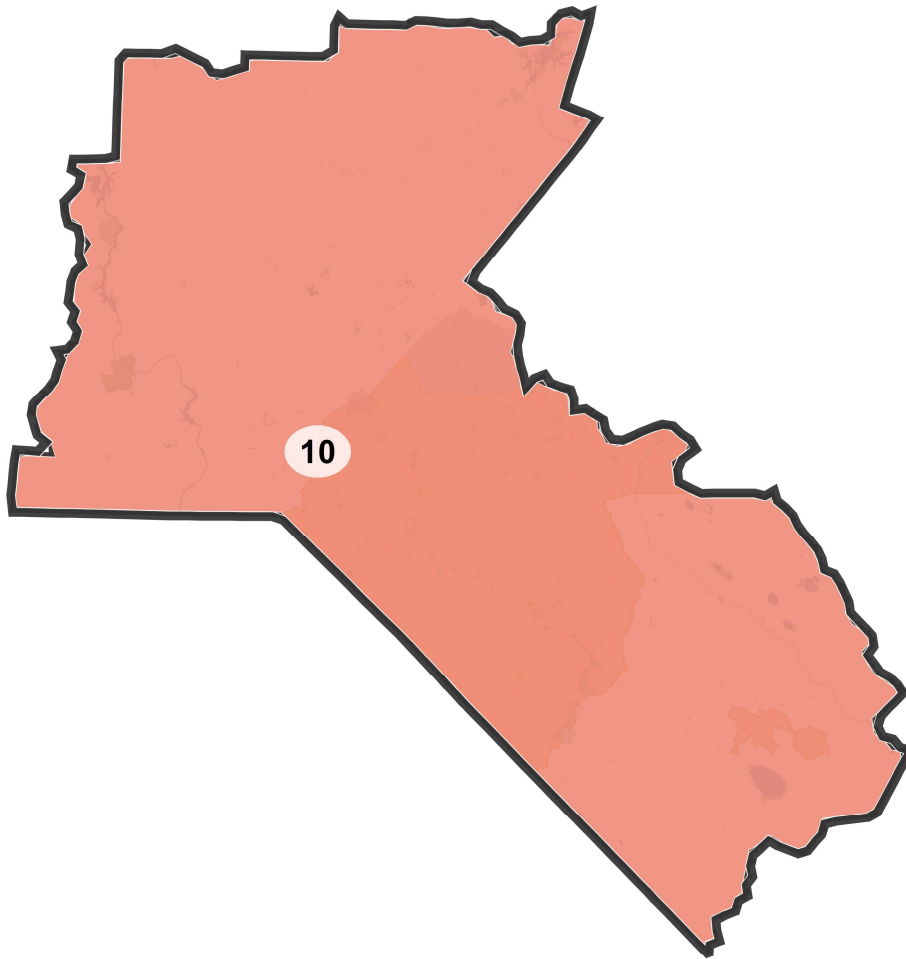


## District: 9



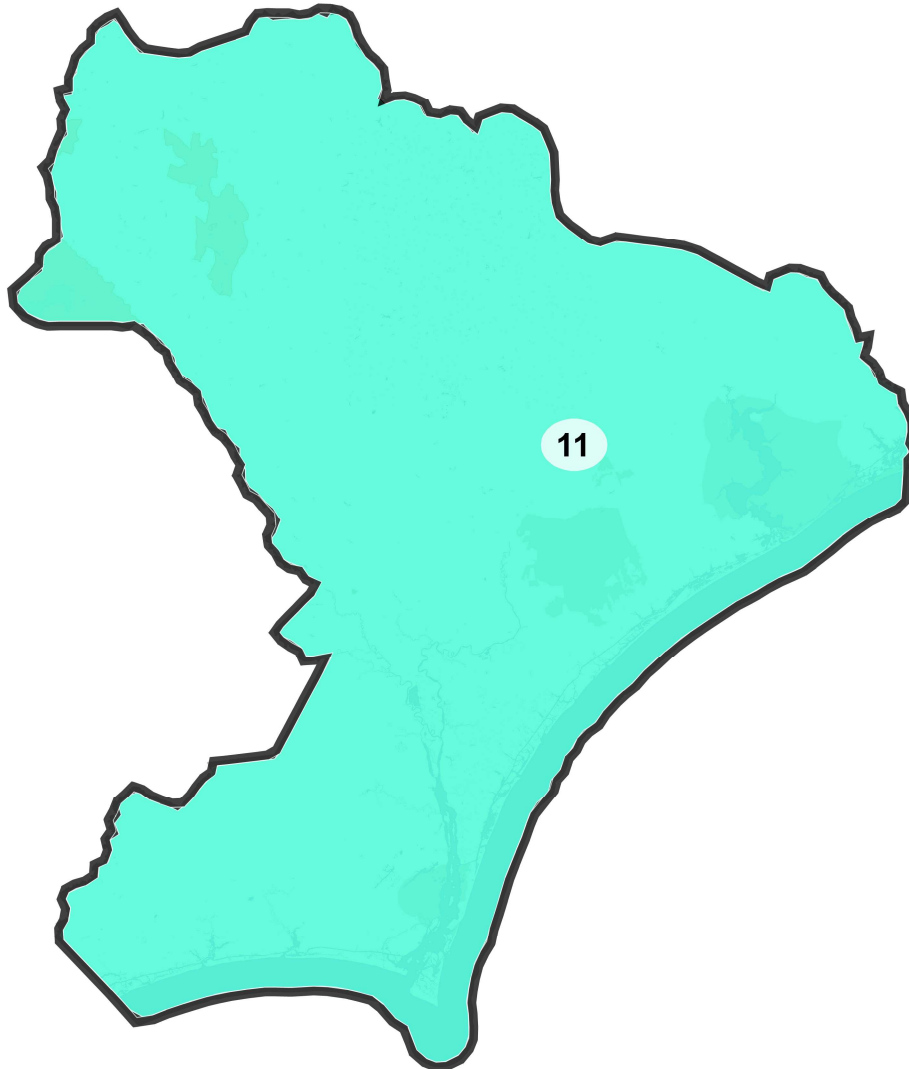
Field	Value
District	9
Population	745671
Deviation	0
% Deviation	0%
% NH CVAP 19	96.5%
% NH White CVAP 19	64.0%
% NH Black CVAP 19	28.9%
% NH Asian CVAP 19	2.4%
% H CVAP 19	3.5%
% D 20_Pres	52.6%
% R 20_Pres	47.4%
ernate Schwartzberg	1.24
Polsby Popper	0.65
Perimeter	177.75
Reock	0.5
NH_Wht	403396
% NH_Wht	54.1%
AP_Blkc	222757
% AP_Blkc	29.87%
AP_Ind	17244
% AP_Ind	2.31%
AP_Asn	36106
% AP_Asn	4.84%
AP_Hwn	929
% AP_Hwn	0.12%
AP_Oth	63516
% AP_Oth	8.52%
Hispanic Origin	73600
% Hispanic Origin	9.87%
18+_Pop	584681
NH18+_Wht	335921
% NH18+_Wht	57.45%
18+_AP_Blkc	166717
% 18+_AP_Blkc	28.51%
18+_AP_Ind	12693
% 18+_AP_Ind	2.17%
18+_AP_Asn	25694
% 18+_AP_Asn	4.39%
18+_AP_Hwn	668
% 18+_AP_Hwn	0.11%

## District: 10



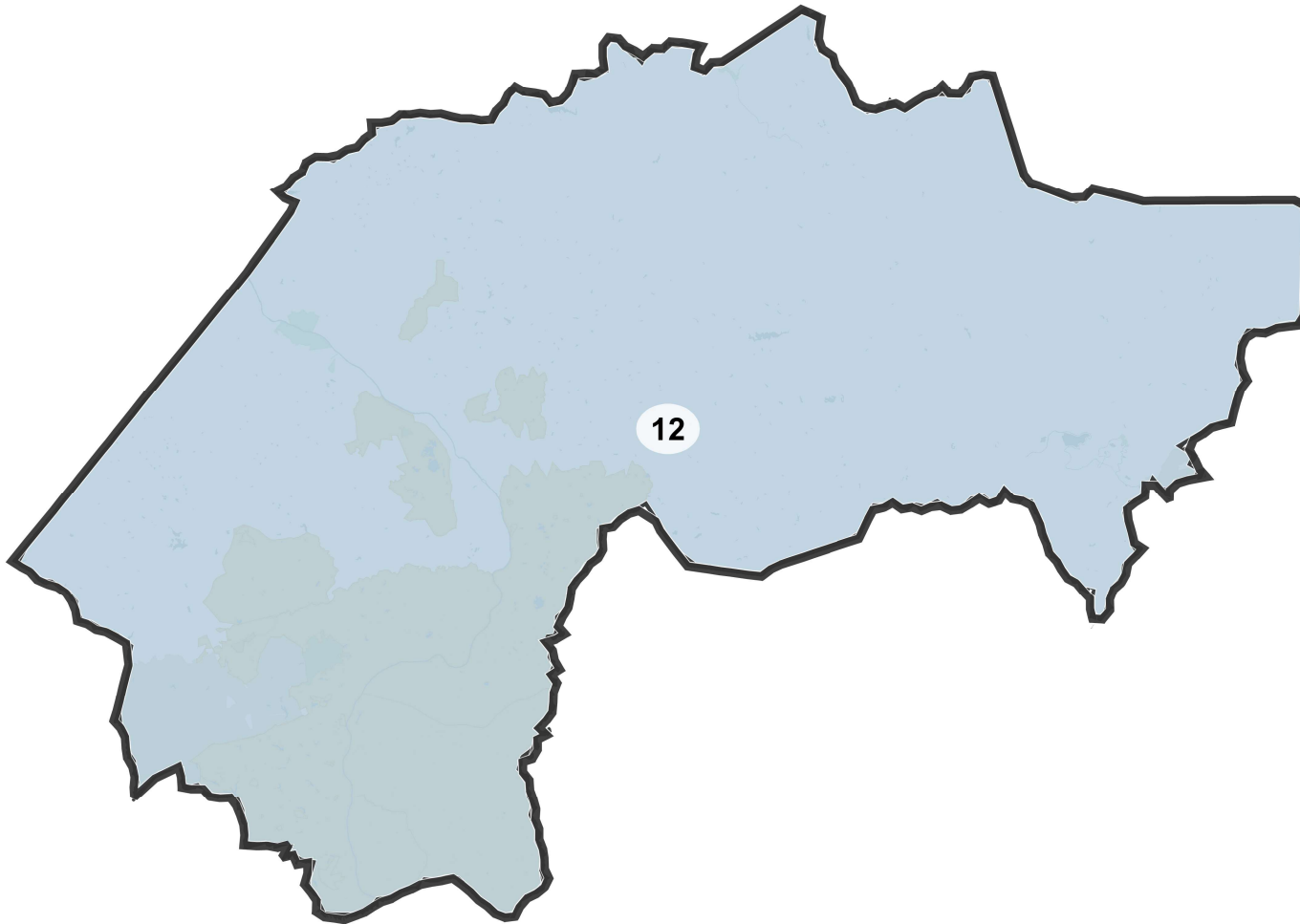
Field	Value
District	10
Population	745671
Deviation	0
% Deviation	0%
% NH CVAP 19	95.3%
% NH White CVAP 19	56.7%
% NH Black CVAP 19	27.4%
% NH Asian CVAP 19	1.2%
% H CVAP 19	4.7%
% D 20_Pres	43.4%
% R 20_Pres	56.6%
ernate Schwartzberg	1.9
Polsby Popper	0.28
Perimeter	567.02
Reock	0.42
NH_Wht	375192
% NH_Wht	50.32%
AP_Blkc	206823
% AP_Blkc	27.74%
AP_Ind	79686
% AP_Ind	10.69%
AP_Asn	14704
% AP_Asn	1.97%
AP_Hwn	2339
% AP_Hwn	0.31%
AP_Oth	66941
% AP_Oth	8.98%
Hispanic Origin	81067
% Hispanic Origin	10.87%
18+_Pop	571285
NH18+_Wht	306114
% NH18+_Wht	53.58%
18+_AP_Blkc	152488
% 18+_AP_Blkc	26.69%
18+_AP_Ind	57411
% 18+_AP_Ind	10.05%
18+_AP_Asn	10125
% 18+_AP_Asn	1.77%
18+_AP_Hwn	1464
% 18+_AP_Hwn	0.26%

# District: 11



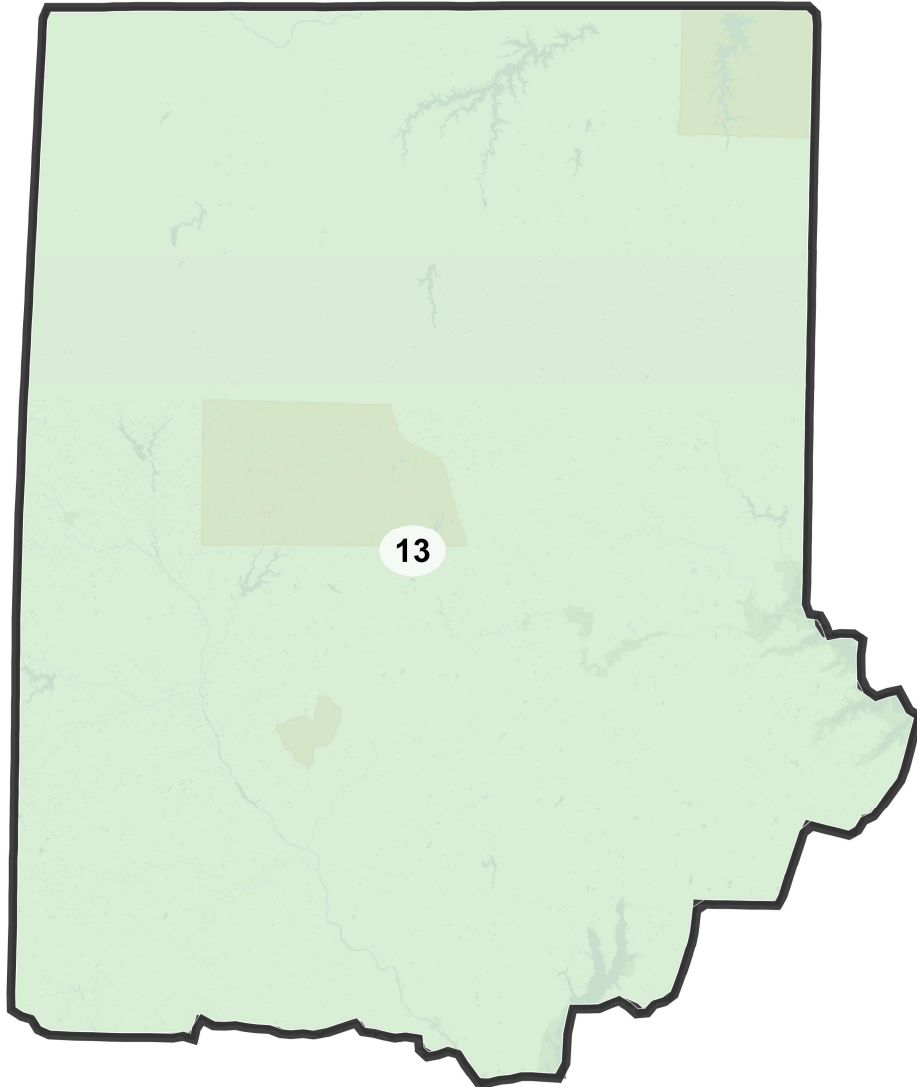
Field	Value
District	11
Population	745670
Deviation	-1
% Deviation	-0%
% NH CVAP 19	94.6%
% NH White CVAP 19	76.0%
% NH Black CVAP 19	15.6%
% NH Asian CVAP 19	1.3%
% H CVAP 19	5.4%
% D 20_Pres	41.4%
% R 20_Pres	58.6%
ernate Schwartzberg	1.88
Polsby Popper	0.28
Perimeter	477.85
Reock	0.5
NH_Wht	512880
% NH_Wht	68.78%
AP_Blkc	117549
% AP_Blkc	15.76%
AP_Ind	20645
% AP_Ind	2.77%
AP_Asn	16911
% AP_Asn	2.27%
AP_Hwn	2674
% AP_Hwn	0.36%
AP_Oth	67134
% AP_Oth	9%
Hispanic Origin	81618
% Hispanic Origin	10.95%
18+_Pop	595278
NH18+_Wht	427707
% NH18+_Wht	71.85%
18+_AP_Blkc	87120
% 18+_AP_Blkc	14.64%
18+_AP_Ind	15066
% 18+_AP_Ind	2.53%
18+_AP_Asn	12053
% 18+_AP_Asn	2.02%
18+_AP_Hwn	1833
% 18+_AP_Hwn	0.31%

## District: 12



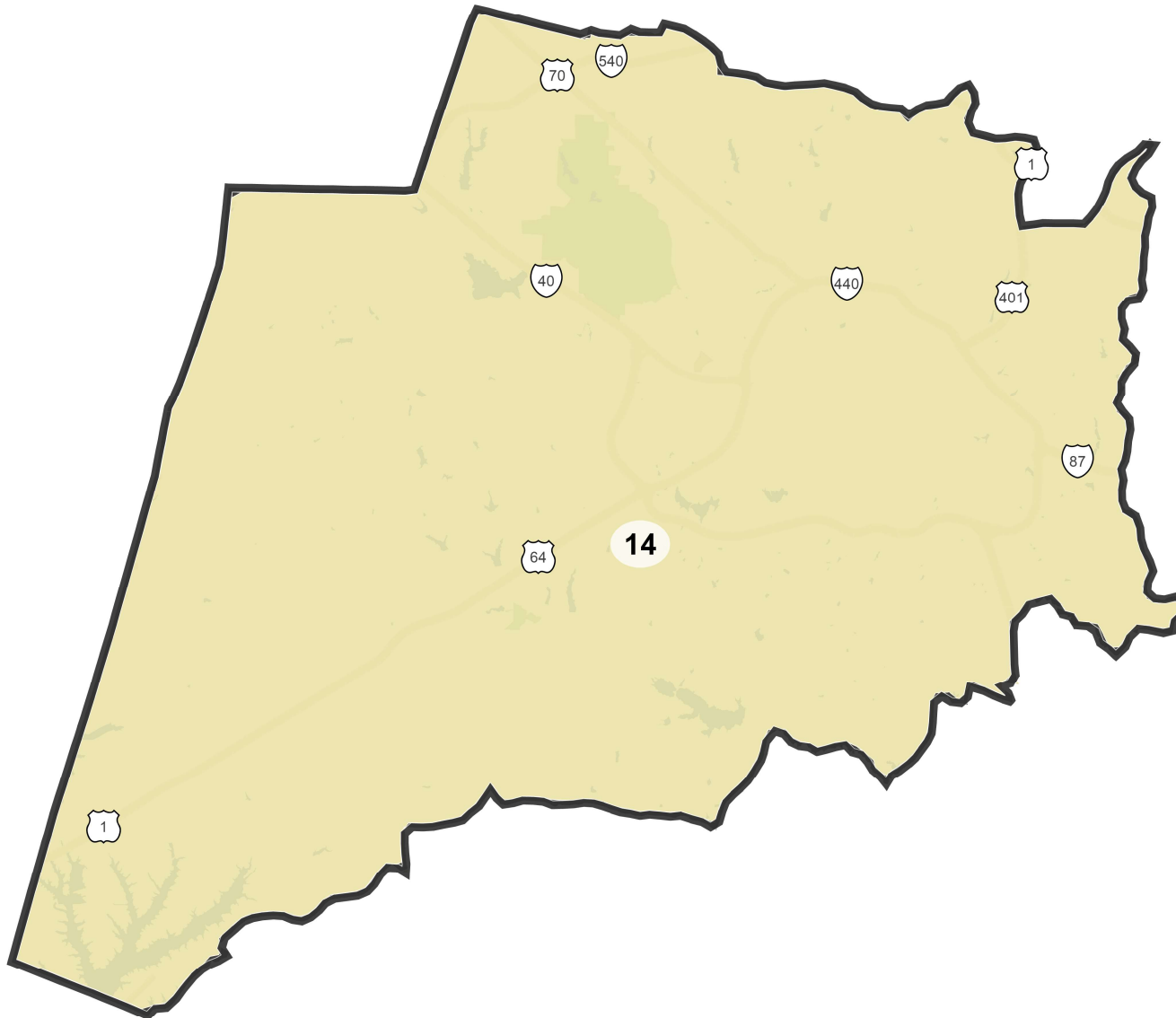
Field	Value
District	12
Population	745670
Deviation	-1
% Deviation	-0%
% NH CVAP 19	93.3%
% NH White CVAP 19	63.8%
% NH Black CVAP 19	26.0%
% NH Asian CVAP 19	1.6%
% H CVAP 19	6.7%
% D 20_Pres	46.1%
% R 20_Pres	53.9%
ernate Schwartzberg	1.84
Polsby Popper	0.29
Perimeter	306.67
Reock	0.42
NH_Wht	416174
% NH_Wht	55.81%
AP_BlK	199889
% AP_BlK	26.81%
AP_Ind	22188
% AP_Ind	2.98%
AP_Asn	20730
% AP_Asn	2.78%
AP_Hwn	3210
% AP_Hwn	0.43%
AP_Oth	77740
% AP_Oth	10.43%
Hispanic Origin	96779
% Hispanic Origin	12.98%
18+_Pop	561244
NH18+_Wht	329370
% NH18+_Wht	58.69%
18+_AP_BlK	144974
% 18+_AP_BlK	25.83%
18+_AP_Ind	15473

# District: 13



Field	Value
District	13
Population	745671
Deviation	0
% Deviation	0%
% NH CVAP 19	96.1%
% NH White CVAP 19	64.2%
% NH Black CVAP 19	27.4%
% NH Asian CVAP 19	3.3%
% H CVAP 19	3.9%
% D 20_Pres	68.3%
% R 20_Pres	31.7%
ernate Schwartzberg	1.23
Polsby Popper	0.66
Perimeter	203.17
Reock	0.62
NH_Wht	402465
% NH_Wht	53.97%
AP_Blk	194582
% AP_Blk	26.09%
AP_Ind	17267
% AP_Ind	2.32%
AP_Asn	41762
% AP_Asn	5.6%
AP_Hwn	998
% AP_Hwn	0.13%
AP_Oth	86379
% AP_Oth	11.58%
Hispanic Origin	96973
% Hispanic Origin	13%
18+_Pop	594373
NH18+_Wht	339333
% NH18+_Wht	57.09%
18+_AP_Blk	150237
% 18+_AP_Blk	25.28%
18+_AP_Ind	12643
% 18+_AP_Ind	2.13%
18+_AP_Asn	32713
% 18+_AP_Asn	5.5%
18+_AP_Hwn	685
% 18+_AP_Hwn	0.12%

## District: 14



Field	Value
District	14
Population	745671
Deviation	0
% Deviation	0%
% NH CVAP 19	95.5%
% NH White CVAP 19	66.0%
% NH Black CVAP 19	22.3%
% NH Asian CVAP 19	6.0%
% H CVAP 19	4.5%
% D 20_Pres	68.6%
% R 20_Pres	31.4%
ernate Schwartzberg	1.54
Polsby Popper	0.42
Perimeter	104.63
Reock	0.45
NH_Wht	406864
% NH_Wht	54.56%
AP_BlK	150613
% AP_BlK	20.2%
AP_Ind	13547
% AP_Ind	1.82%
AP_Asn	96022
% AP_Asn	12.88%
AP_Hwn	1166
% AP_Hwn	0.16%
AP_Oth	75287
% AP_Oth	10.1%
Hispanic Origin	83876
% Hispanic Origin	11.25%
18+_Pop	575834
NH18+_Wht	332664
% NH18+_Wht	57.77%
18+_AP_BlK	112337
% 18+_AP_BlK	19.51%
18+_AP_Ind	9702