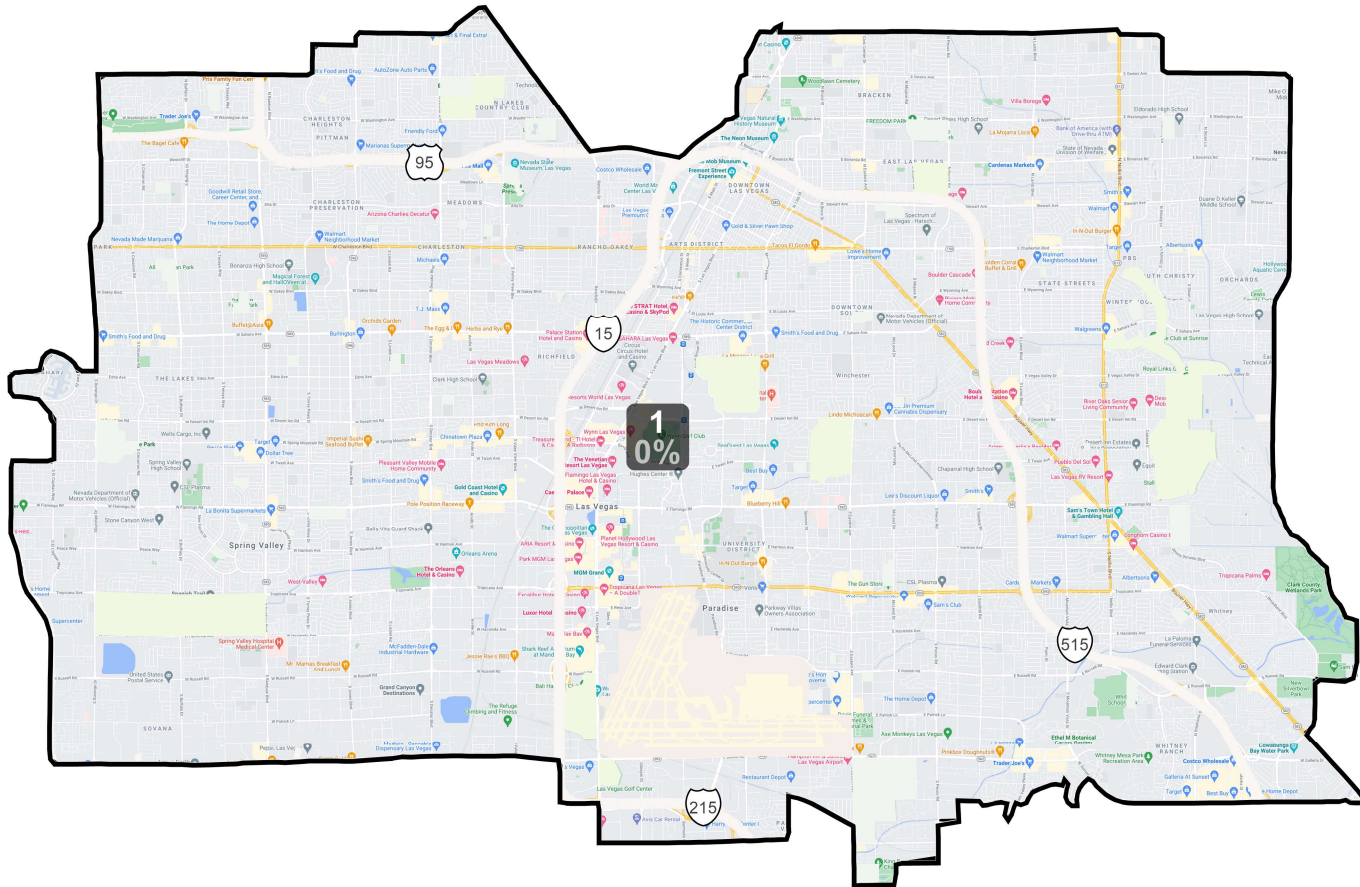


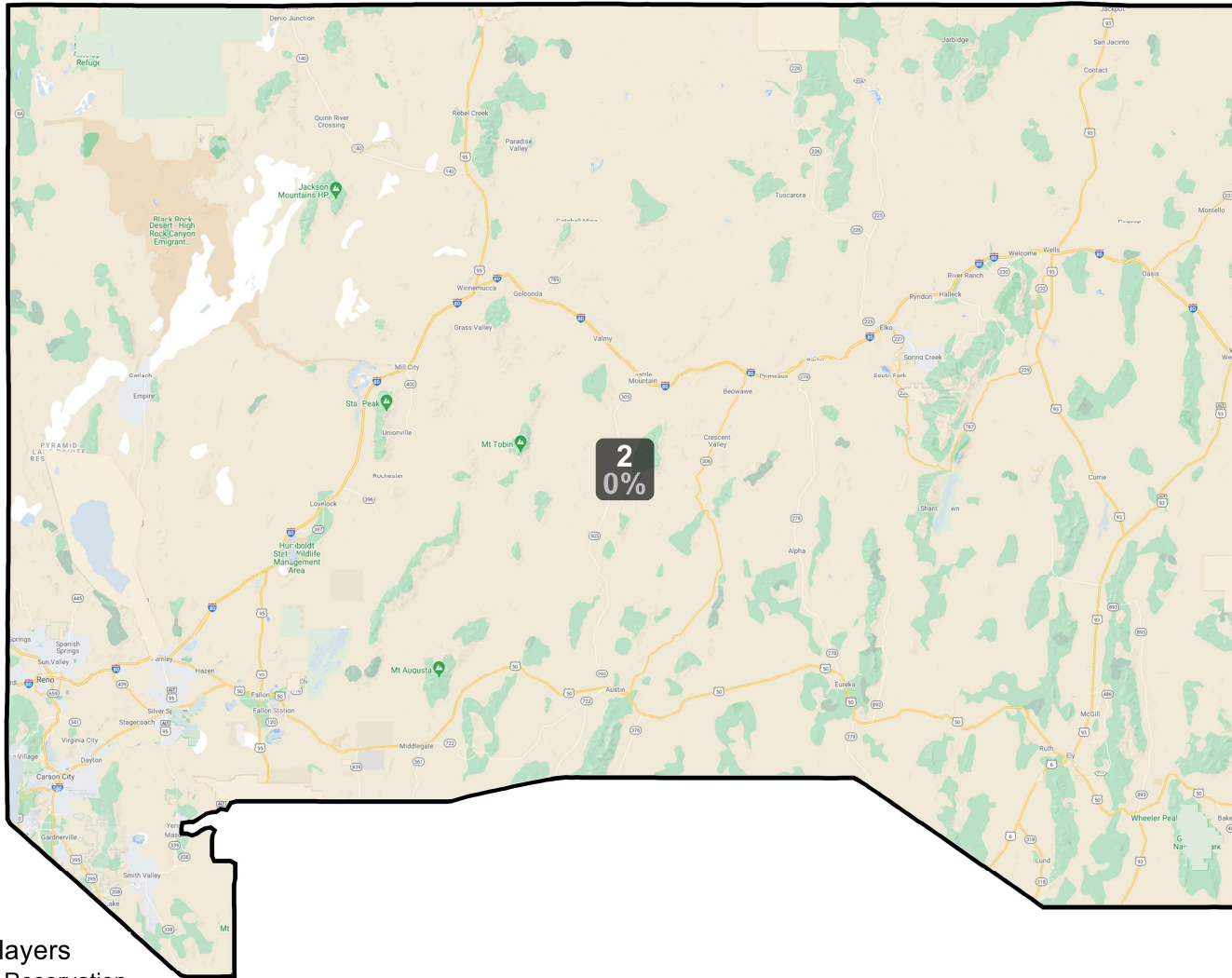
# District: 1



©2021 CALIPER; ©2020 HERE

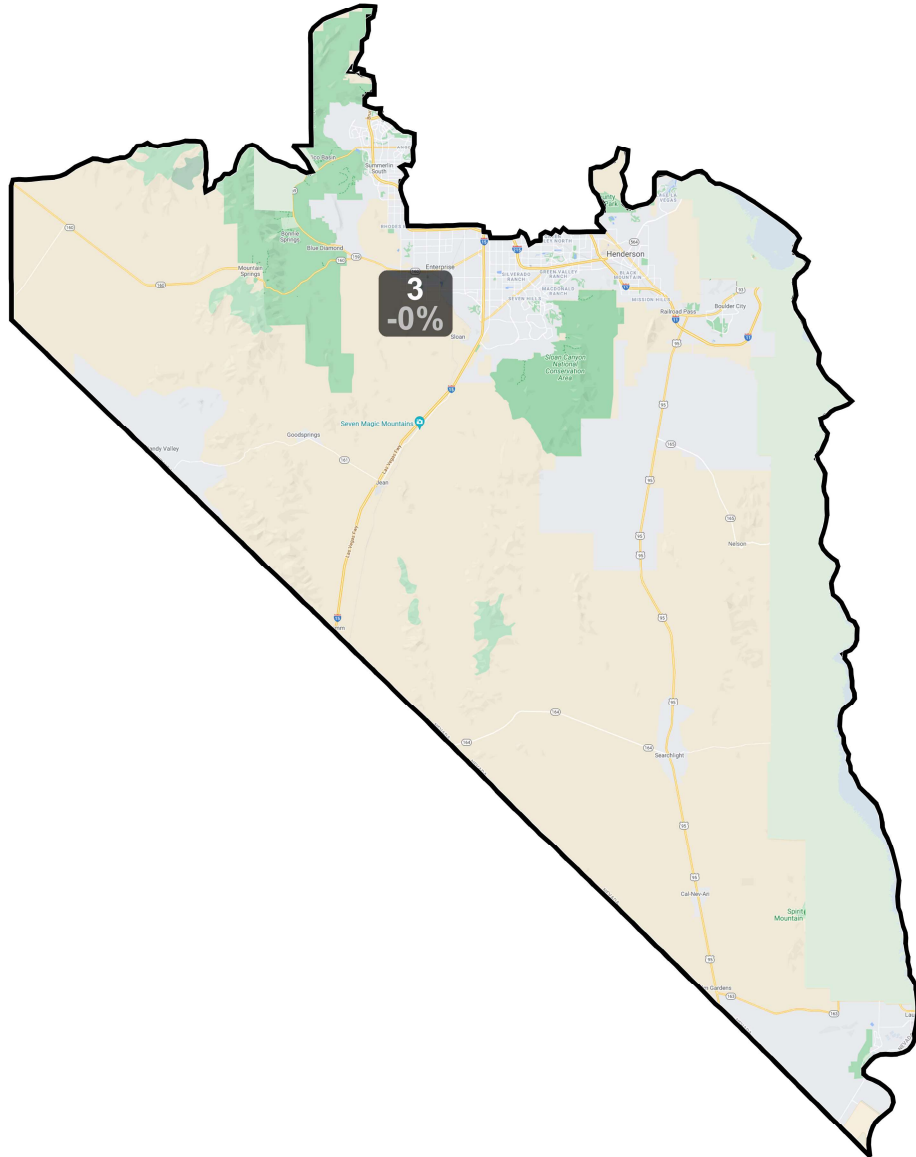
Field	Value
District	1
Population	776154
Deviation	0
% Deviation	0%
% D 20_Pres	62.2%
% R 20_Pres	37.8%
% NH CVAP 19	71.1%
% NH White CVAP 19	44.2%
% NH Black CVAP 19	13.7%
% NH Asian CVAP 19	10.1%
% H CVAP 19	28.9%
NH18+_Wht	198473
% NH18+_Wht	32.91%
18+_AP_Blk	89880
% 18+_AP_Blk	14.9%
18+_AP_Hwn	8902
% 18+_AP_Hwn	1.48%
18+_AP_Ind	18728
% 18+_AP_Ind	3.11%
18+_AP_Asn	73986
% 18+_AP_Asn	12.27%
H18+_Pop	232089
% H18+_Pop	38.48%
18+_Pop	603107
D 20_Pres	160988.38
R 20_Pres	97963.67
20_Pres	258952.05
% 20_Pres	33.36%
Total CVAP 19	460735.40
% Total CVAP 19	59.36%
NH CVAP 19	327657.84
NH White CVAP 19	203531.05
NH Black CVAP 19	63149.51
NH Asian CVAP 19	46643.08
H CVAP 19	133081.11

# District: 2



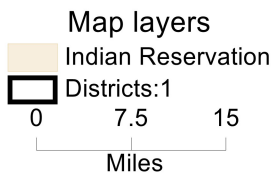
Field	Value
District	2
Population	776154
Deviation	0
% Deviation	0%
% D 20_Pres	44.3%
% R 20_Pres	55.7%
% NH CVAP 19	85.3%
% NH White CVAP 19	75.4%
% NH Black CVAP 19	2.3%
% NH Asian CVAP 19	3.9%
% H CVAP 19	14.7%
NH18+_Wht	407347
% NH18+_Wht	66.77%
18+_AP_BlK	17175
% 18+_AP_BlK	2.82%
18+_AP_Hwn	5470
% 18+_AP_Hwn	0.9%
18+_AP_Ind	27507
% 18+_AP_Ind	4.51%
18+_AP_Asn	36398
% 18+_AP_Asn	5.97%
H18+_Pop	120612
% H18+_Pop	19.77%
18+_Pop	610083
D 20_Pres	172938.73
R 20_Pres	217044.69
20_Pres	389983.41
% 20_Pres	50.25%
Total CVAP 19	529748.87
% Total CVAP 19	68.25%
NH CVAP 19	451657.72
NH White CVAP 19	399586.09
NH Black CVAP 19	12070.25
NH Asian CVAP 19	20787.61
H CVAP 19	78013.15

# District: 3

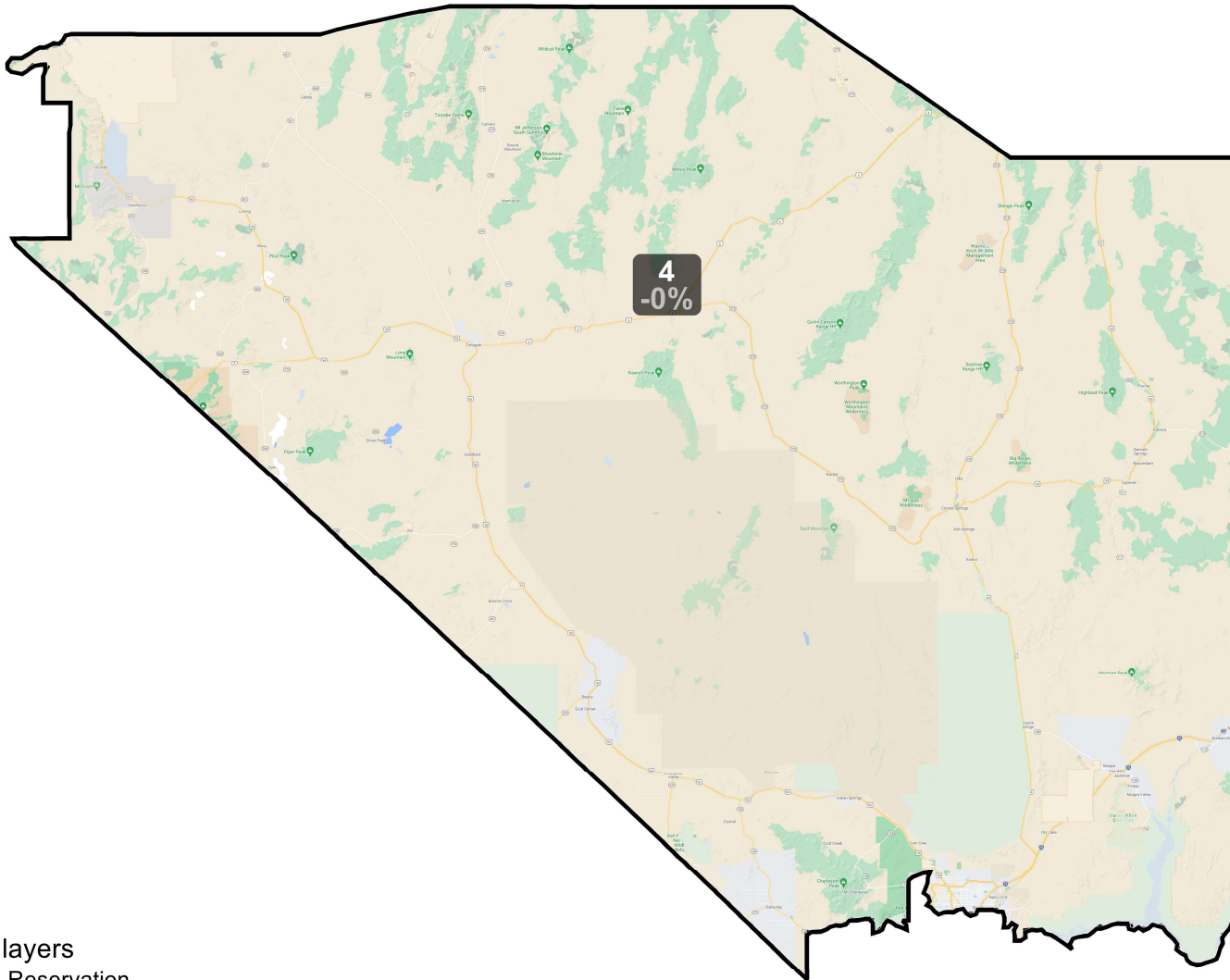


Field	Value
District	3
Population	776153
Deviation	-1
% Deviation	-0%
% D 20_Pres	49.5%
% R 20_Pres	50.5%
% NH CVAP 19	86.0%
% NH White CVAP 19	62.5%
% NH Black CVAP 19	7.6%
% NH Asian CVAP 19	13.4%
% H CVAP 19	14.0%
NH18+_Wht	335328
% NH18+_Wht	54.72%
18+_AP_BlK	54043
% 18+_AP_BlK	8.82%
18+_AP_Hwn	11735
% 18+_AP_Hwn	1.91%
18+_AP_Ind	13921
% 18+_AP_Ind	2.27%
18+_AP_Asn	113546
% 18+_AP_Asn	18.53%
H18+_Pop	96414
% H18+_Pop	15.73%
18+_Pop	612840
D 20_Pres	195072.06
R 20_Pres	199079.95
20_Pres	394152.02
% 20_Pres	50.78%
Total CVAP 19	536465.77
% Total CVAP 19	69.12%
NH CVAP 19	461194.51
NH White CVAP 19	335125.26
NH Black CVAP 19	40848.55
NH Asian CVAP 19	72040.96
H CVAP 19	75291.97

©2021 CALIPER; ©2020 HERE



# District: 4



Field	Value
District	4
Population	776153
Deviation	-1
% Deviation	-0%
% D 20_Pres	52.8%
% R 20_Pres	47.2%
% NH CVAP 19	79.9%
% NH White CVAP 19	53.6%
% NH Black CVAP 19	16.9%
% NH Asian CVAP 19	6.5%
% H CVAP 19	20.1%
NH18+_Wht	264503
% NH18+_Wht	45.04%
18+_AP_BlK	101732
% 18+_AP_BlK	17.32%
18+_AP_Hwn	8714
% 18+_AP_Hwn	1.48%
18+_AP_Ind	17923
% 18+_AP_Ind	3.05%
18+_AP_Asn	49396
% 18+_AP_Asn	8.41%
H18+_Pop	160281
% H18+_Pop	27.29%
18+_Pop	587296
D 20_Pres	174486.83
R 20_Pres	155801.69
20_Pres	330288.52
% 20_Pres	42.55%
Total CVAP 19	491975.51
% Total CVAP 19	63.39%
NH CVAP 19	393025.54
NH White CVAP 19	263511.61
NH Black CVAP 19	83093.69
NH Asian CVAP 19	31964.96
H CVAP 19	99003.72

