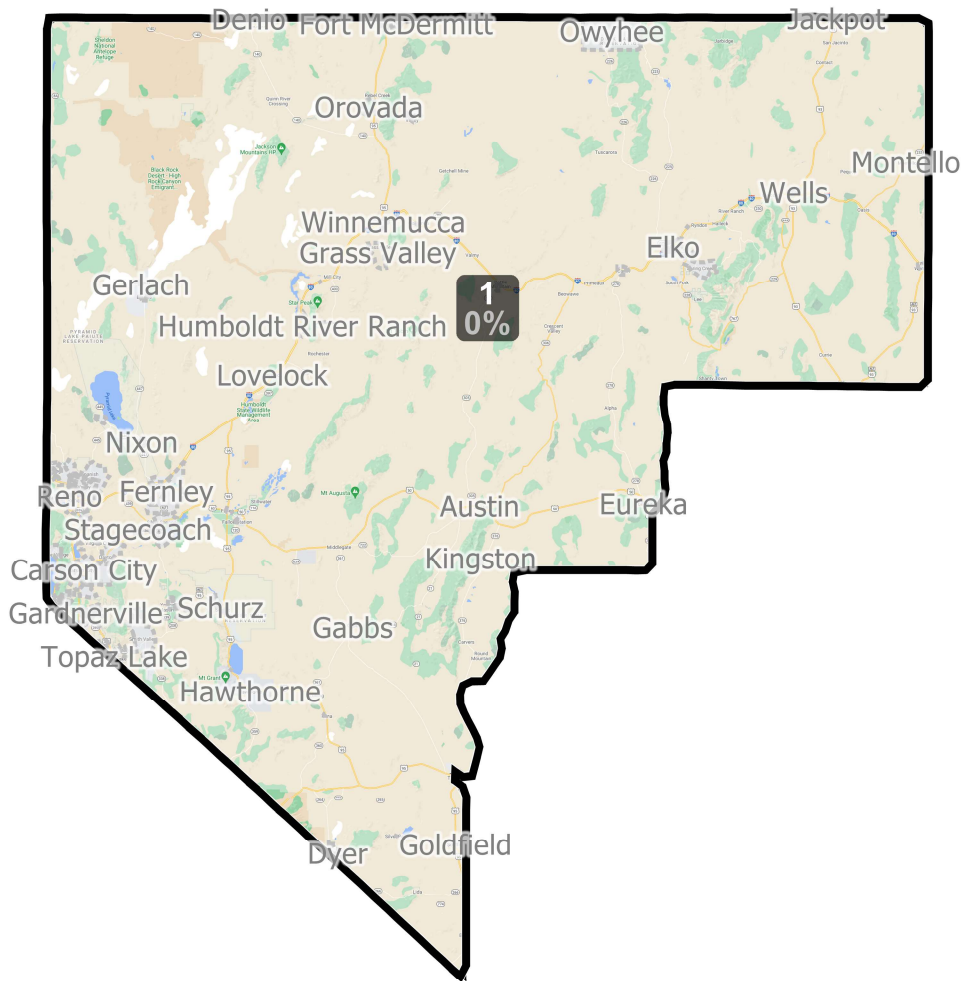
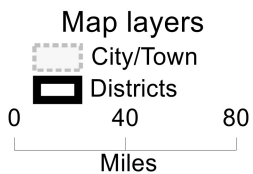


# District: 1

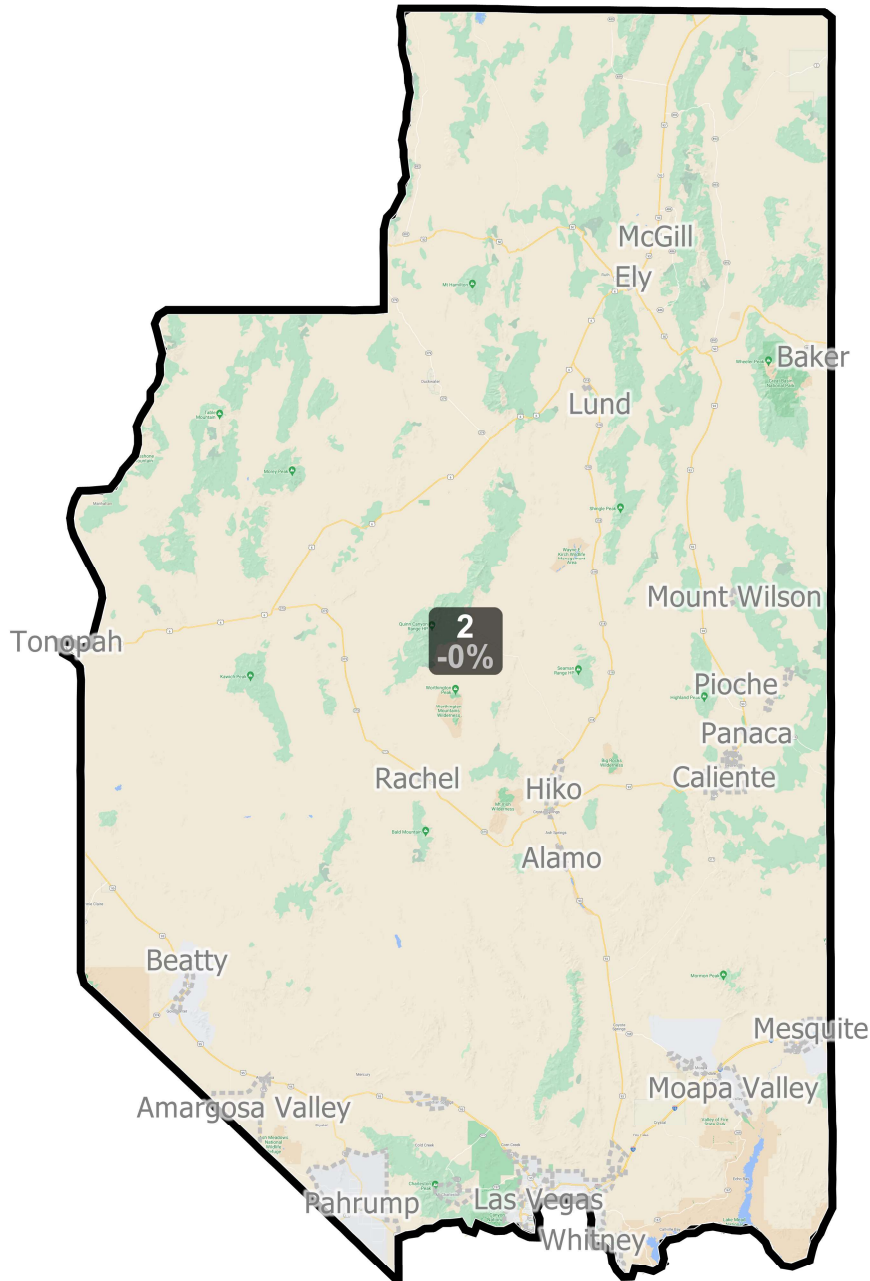


Field	Value
District	1
Population	776154
Deviation	0
% Deviation	0%
Reock	0.49
% D 20_Pres	44.38%
% R 20_Pres	55.62%
% NH CVAP 19	74.05%
% NH White CVAP 19	65.44%
% NH Black CVAP 19	1.94%
% NH Asian CVAP 19	3.4%
% H CVAP 19	12.78%
NH18+_Wht	407372
% NH18+_Wht	66.78%
H18+_Pop	120415
% H18+_Pop	19.74%
18+_AP_BlK	16970
% 18+_AP_BlK	2.78%
18+_AP_Ind	27942
% 18+_AP_Ind	4.58%
18+_AP_Asn	36419
% 18+_AP_Asn	5.97%
18+_AP_Hwn	5475
% 18+_AP_Hwn	0.9%
18+_Pop	610047
D 20_Pres	173416.41
R 20_Pres	217329.27
20_Pres	390745.67
% 20_Pres	64.05%
Total CVAP 19	529774.15
% Total CVAP 19	86.84%
NH CVAP 19	451760.46
NH White CVAP 19	399239.28
NH Black CVAP 19	11829.41
NH Asian CVAP 19	20764.57
H CVAP 19	77939.69

©2021 CALIPER

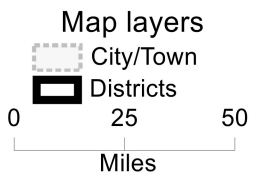


# District: 2

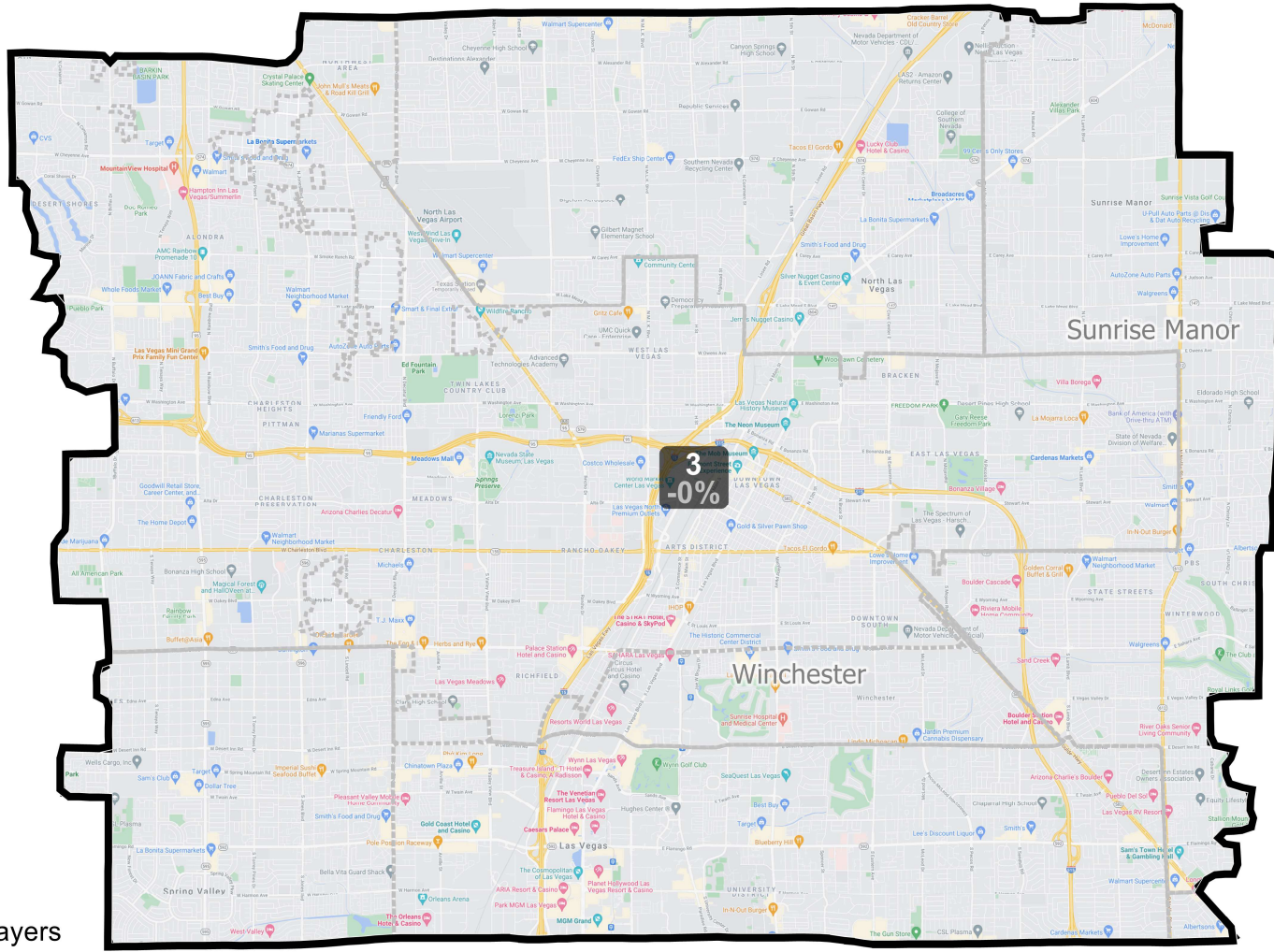


Field	Value
District	2
Population	776153
Deviation	-1
% Deviation	-0%
Reock	0.55
% D 20_Pres	48.99%
% R 20_Pres	51.01%
% NH CVAP 19	72.28%
% NH White CVAP 19	52.34%
% NH Black CVAP 19	10.12%
% NH Asian CVAP 19	7.46%
% H CVAP 19	14.59%
NH18+_Wht	318533
% NH18+_Wht	52.89%
H18+_Pop	125571
% H18+_Pop	20.85%
18+_AP_BlK	77297
% 18+_AP_BlK	12.83%
18+_AP_Ind	16366
% 18+_AP_Ind	2.72%
18+_AP_Asn	68107
% 18+_AP_Asn	11.31%
18+_AP_Hwn	8869
% 18+_AP_Hwn	1.47%
18+_Pop	602245
D 20_Pres	182585.14
R 20_Pres	190094.09
20_Pres	372679.24
% 20_Pres	61.88%
Total CVAP 19	523082.24
% Total CVAP 19	86.86%
NH CVAP 19	435273.25
NH White CVAP 19	315230.82
NH Black CVAP 19	60934.18
NH Asian CVAP 19	44918.99
H CVAP 19	87858.77

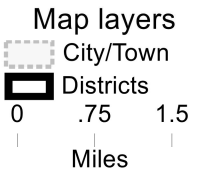
©2021 CALIPER



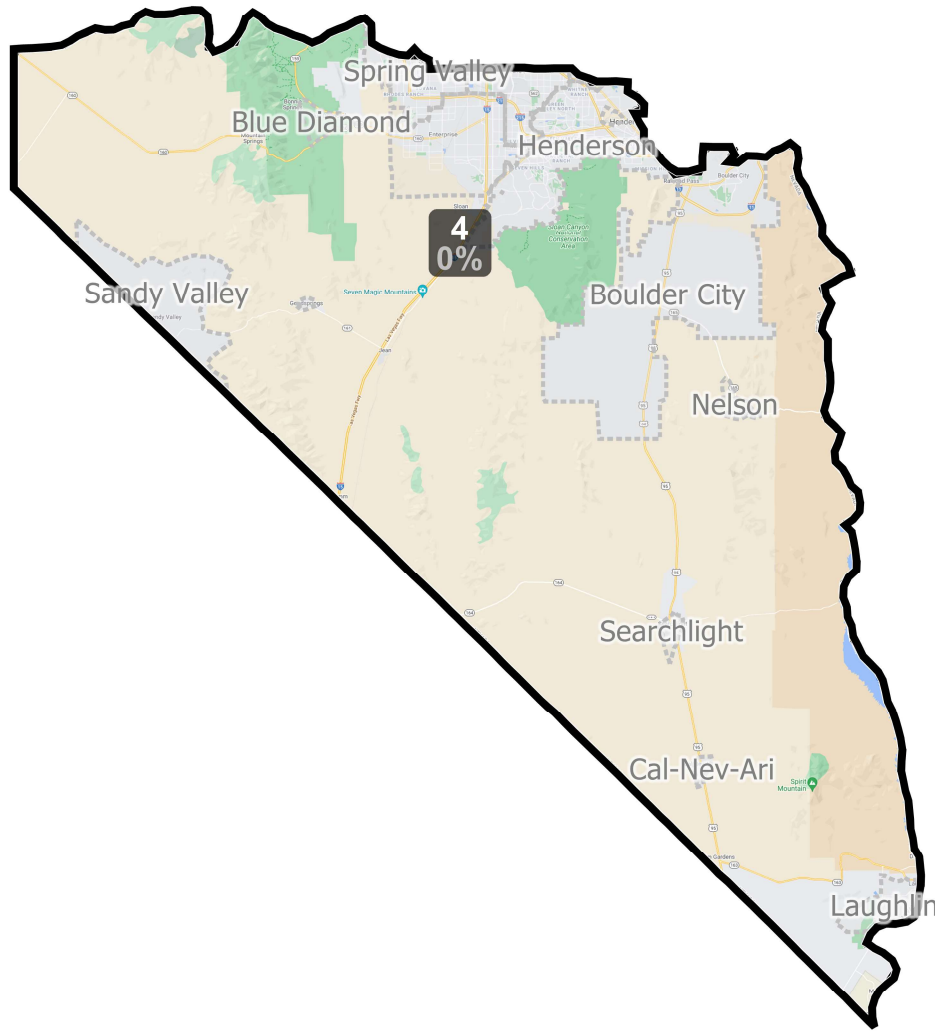
# District: 3



Field	Value
District	3
Population	776153
Deviation	-1
% Deviation	-0%
Reock	0.6
% D 20_Pres	65.52%
% R 20_Pres	34.48%
% NH CVAP 19	51.33%
% NH White CVAP 19	29.82%
% NH Black CVAP 19	13.68%
% NH Asian CVAP 19	5.59%
% H CVAP 19	23.09%
NH18+_Wht	169901
% NH18+_Wht	28.92%
H18+_Pop	252621
% H18+_Pop	43%
18+_AP_BIK	105697
% 18+_AP_BIK	17.99%
18+_AP_Ind	19109
% 18+_AP_Ind	3.25%
18+_AP_Asn	51893
% 18+_AP_Asn	8.83%
18+_AP_Hwn	7951
% 18+_AP_Hwn	1.35%
18+_Pop	587538
D 20_Pres	156403.06
R 20_Pres	82319.29
20_Pres	238722.35
% 20_Pres	40.63%
Total CVAP 19	437268.40
% Total CVAP 19	74.42%
NH CVAP 19	301609.68
NH White CVAP 19	175195.50
NH Black CVAP 19	80397.29
NH Asian CVAP 19	32833.91



# District: 4



Field	Value
District	4
Population	776154
Deviation	0
% Deviation	0%
Reock	0.33
% D 20_Pres	51.47%
% R 20_Pres	48.53%
% NH CVAP 19	72.52%
% NH White CVAP 19	50.87%
% NH Black CVAP 19	7.5%
% NH Asian CVAP 19	11.89%
% H CVAP 19	13.68%
NH18+_Wht	309845
% NH18+_Wht	50.5%
H18+_Pop	110789
% H18+_Pop	18.06%
18+_AP_BlK	62866
% 18+_AP_BlK	10.25%
18+_AP_Ind	14662
% 18+_AP_Ind	2.39%
18+_AP_Asn	116907
% 18+_AP_Asn	19.06%
18+_AP_Hwn	12526
% 18+_AP_Hwn	2.04%
18+_Pop	613496
D 20_Pres	191081.39
R 20_Pres	180147.36
20_Pres	371228.74
% 20_Pres	60.51%
Total CVAP 19	528800.76
% Total CVAP 19	86.19%
NH CVAP 19	444892.23
NH White CVAP 19	312088.41
NH Black CVAP 19	46001.12
NH Asian CVAP 19	72919.15
H CVAP 19	83910.17

©2021 CALIPER

