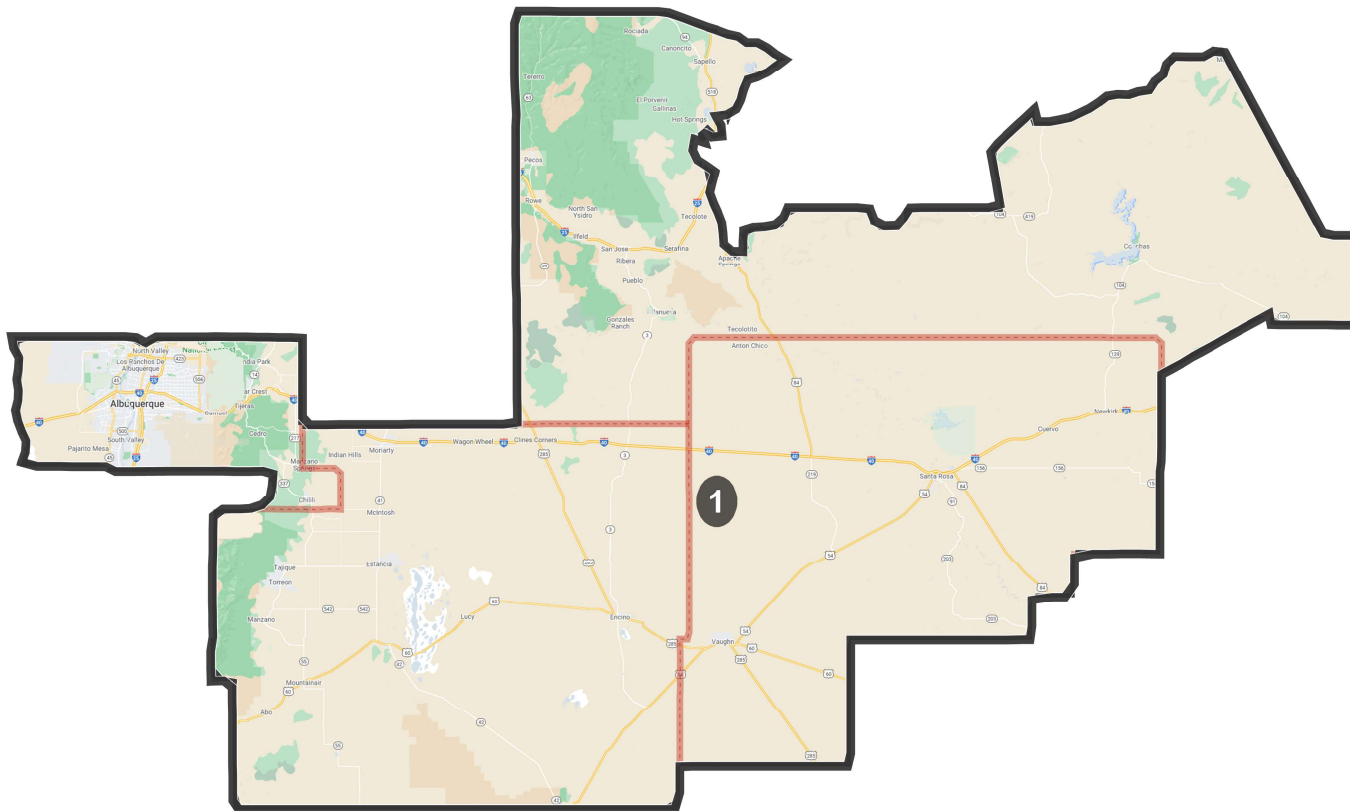
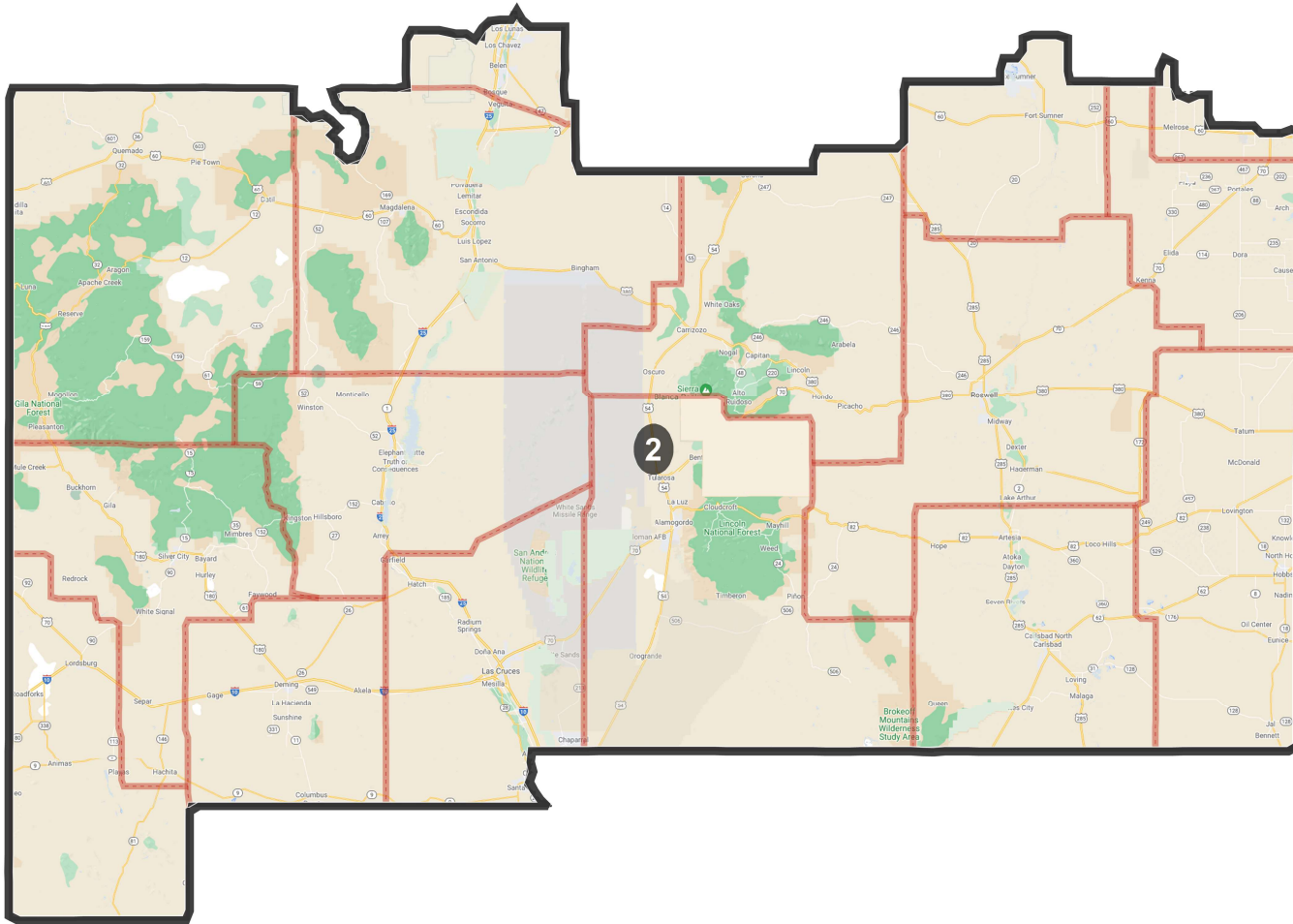


# District: 1



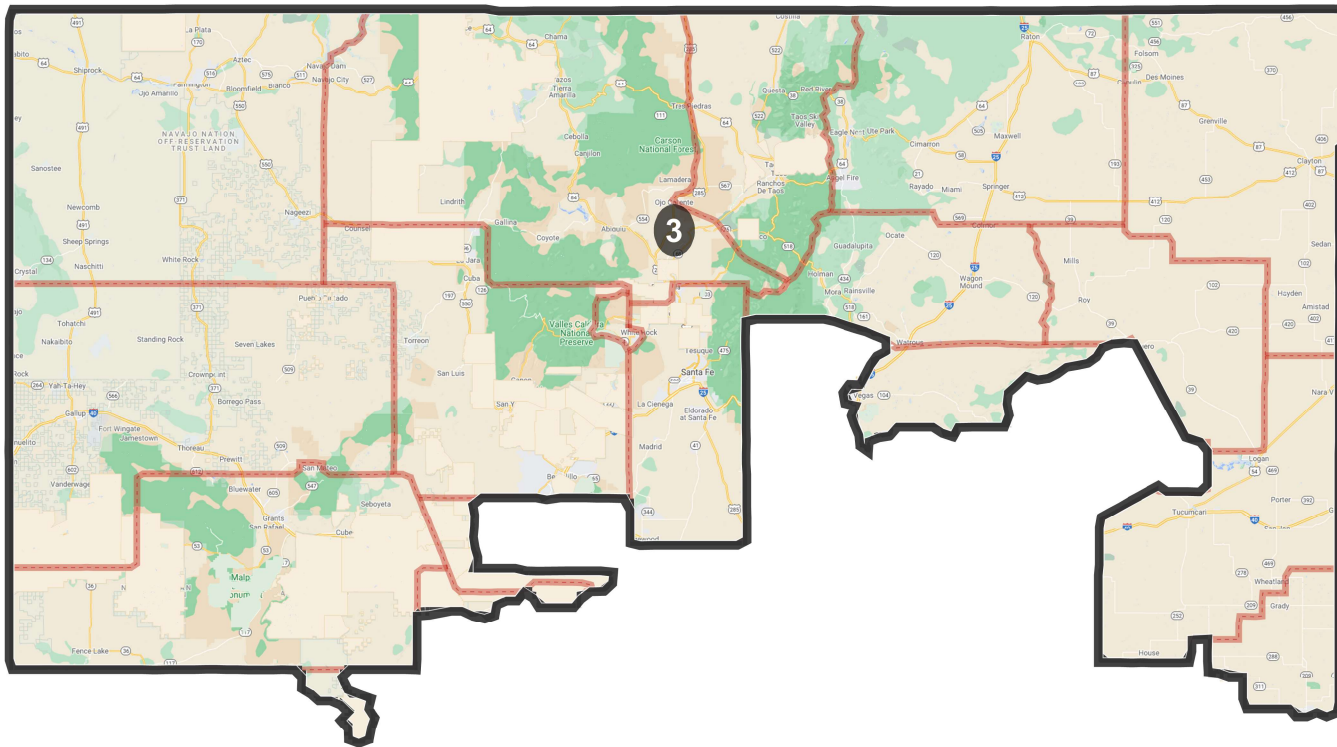
Field	Value
District	1
Population	705841
Deviation	0
% Deviation	0%
Alternate Schwartzberg	1.98
Polsby Popper	0.25
NH_Wht	265155
% NH_Wht	37.57%
AP_BlK	31519
% AP_BlK	4.47%
AP_Ind	53554
% AP_Ind	7.59%
AP_Asn	29295
% AP_Asn	4.15%
AP_Hwn	2319
% AP_Hwn	0.33%
AP_Oth	231814
% AP_Oth	32.84%
Hispanic Origin	348802
% Hispanic Origin	49.42%
18+_Pop	557514
NH18+_Wht	230601
% NH18+_Wht	41.36%
18+_AP_BlK	21715
% 18+_AP_BlK	3.89%
18+_AP_Ind	39078
% 18+_AP_Ind	7.01%
18+_AP_Asn	21809
% 18+_AP_Asn	3.91%
18+_AP_Hwn	1611
% 18+_AP_Hwn	0.29%
18+_AP_Oth	175648
% 18+_AP_Oth	31.51%
H18+_Pop	256124
% H18+_Pop	45.94%

# District: 2



Field	Value
District	2
Population	705841
Deviation	0
% Deviation	0%
Alternate Schwartzberg	1.53
Polsby Popper	0.43
NH_Wht	255593
% NH_Wht	36.21%
AP_BlK	21473
% AP_BlK	3.04%
AP_Ind	31826
% AP_Ind	4.51%
AP_Asn	11852
% AP_Asn	1.68%
AP_Hwn	1792
% AP_Hwn	0.25%
AP_Oth	271877
% AP_Oth	38.52%
Hispanic Origin	400116
% Hispanic Origin	56.69%
18+_Pop	534787
NH18+_Wht	216766
% NH18+_Wht	40.53%
18+_AP_BlK	14404
% 18+_AP_BlK	2.69%
18+_AP_Ind	23215
% 18+_AP_Ind	4.34%
18+_AP_Asn	8698
% 18+_AP_Asn	1.63%
18+_AP_Hwn	1282
% 18+_AP_Hwn	0.24%
18+_AP_Oth	196045
% 18+_AP_Oth	36.66%
H18+_Pop	279726
% H18+_Pop	52.31%

## District: 3



Field	Value
District	3
Population	705840
Deviation	-1
% Deviation	-0%
Alternate Schwartzberg	2.05
Polsby Popper	0.24
NH_Wht	252204
% NH_Wht	35.73%
AP_BlK	15417
% AP_BlK	2.18%
AP_Ind	178235
% AP_Ind	25.25%
AP_Asn	14850
% AP_Asn	2.1%
AP_Hwn	1901
% AP_Hwn	0.27%
AP_Oth	174597
% AP_Oth	24.74%
Hispanic Origin	261893
% Hispanic Origin	37.1%
18+_Pop	546688
NH18+_Wht	216695
% NH18+_Wht	39.64%
18+_AP_BlK	10303
% 18+_AP_BlK	1.88%
18+_AP_Ind	126184
% 18+_AP_Ind	23.08%
18+_AP_Asn	10715
% 18+_AP_Asn	1.96%
18+_AP_Hwn	1311
% 18+_AP_Hwn	0.24%
18+_AP_Oth	132109
% 18+_AP_Oth	24.17%
H18+_Pop	190914
% H18+_Pop	34.92%