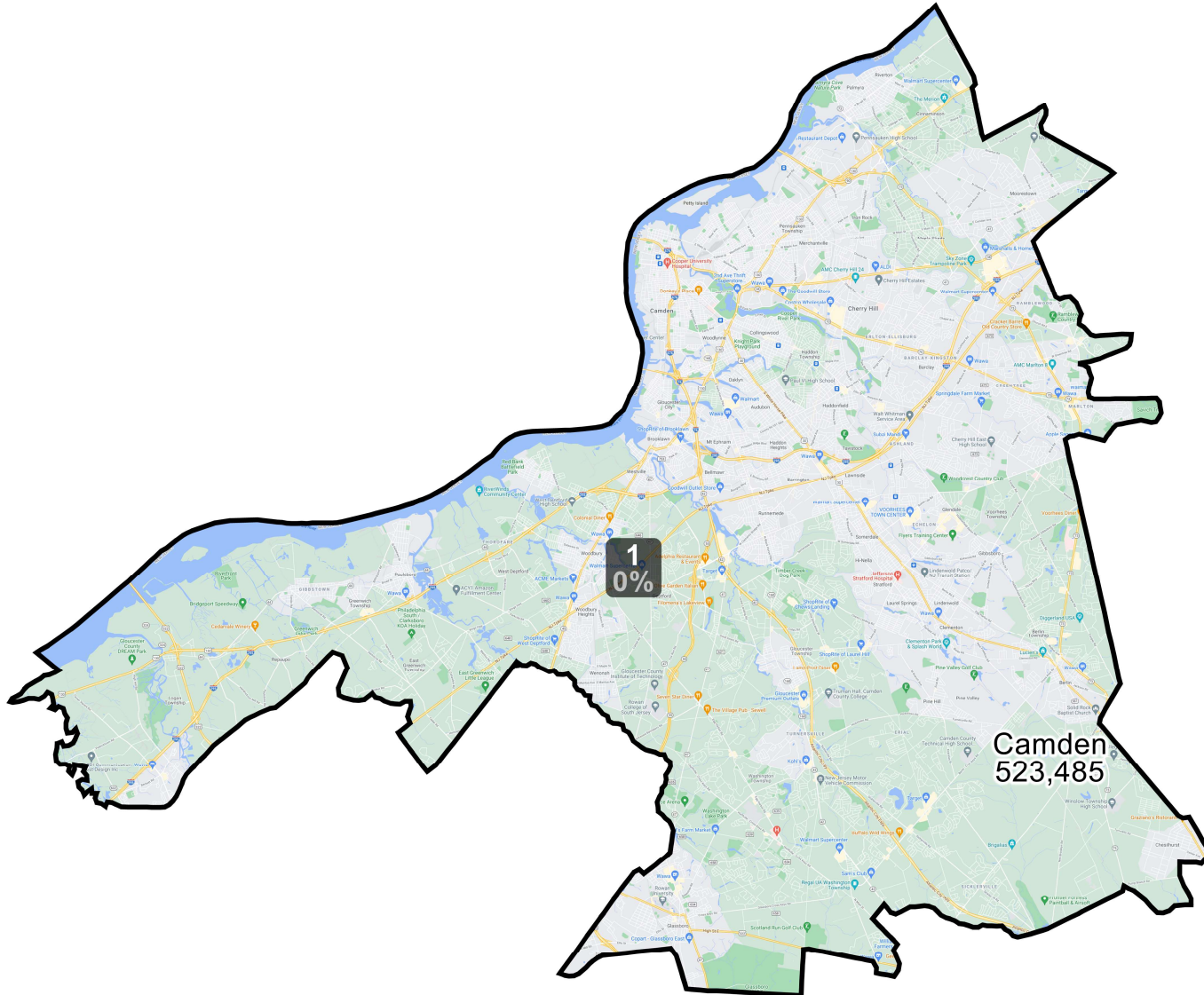
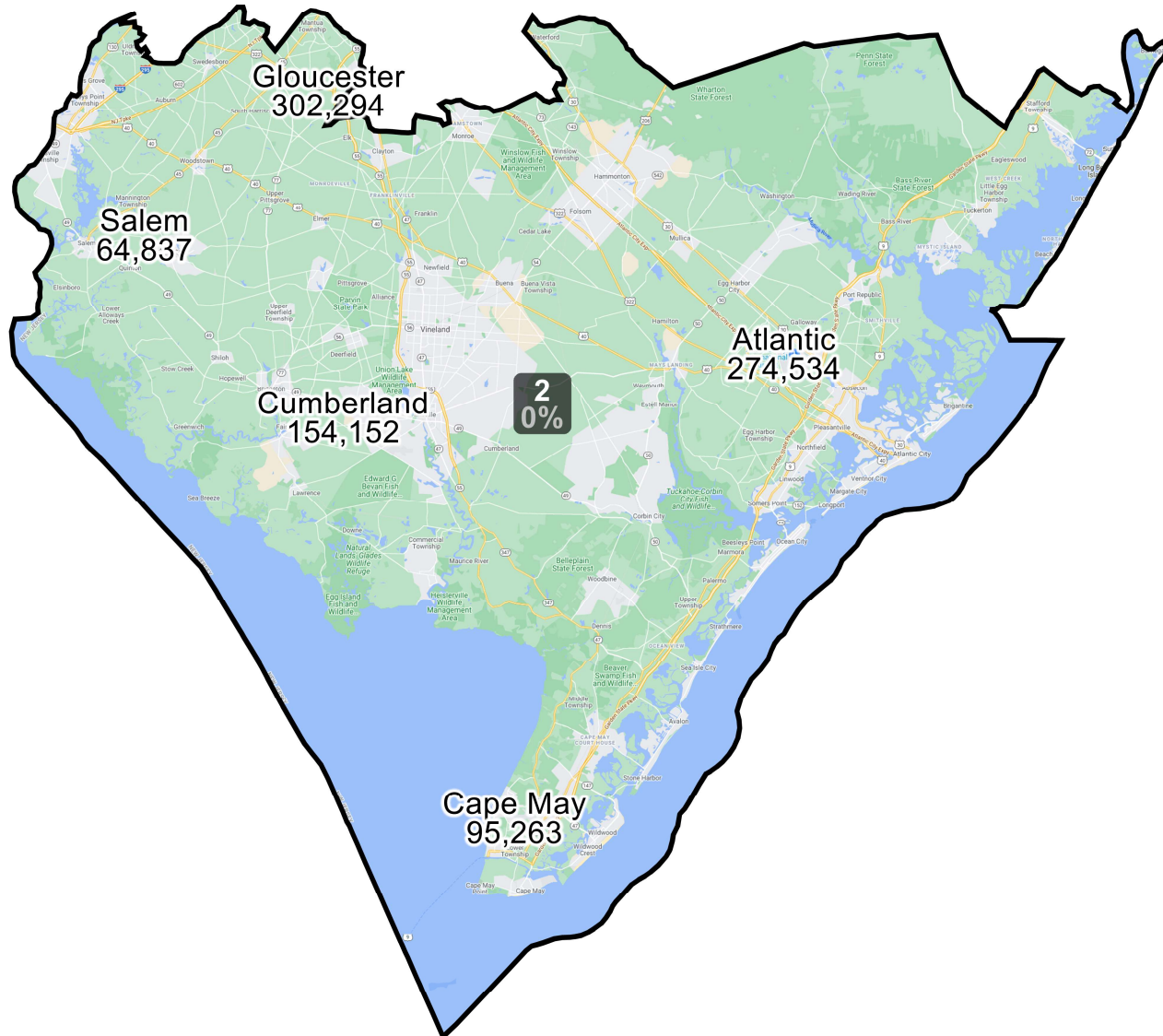


# District: 1



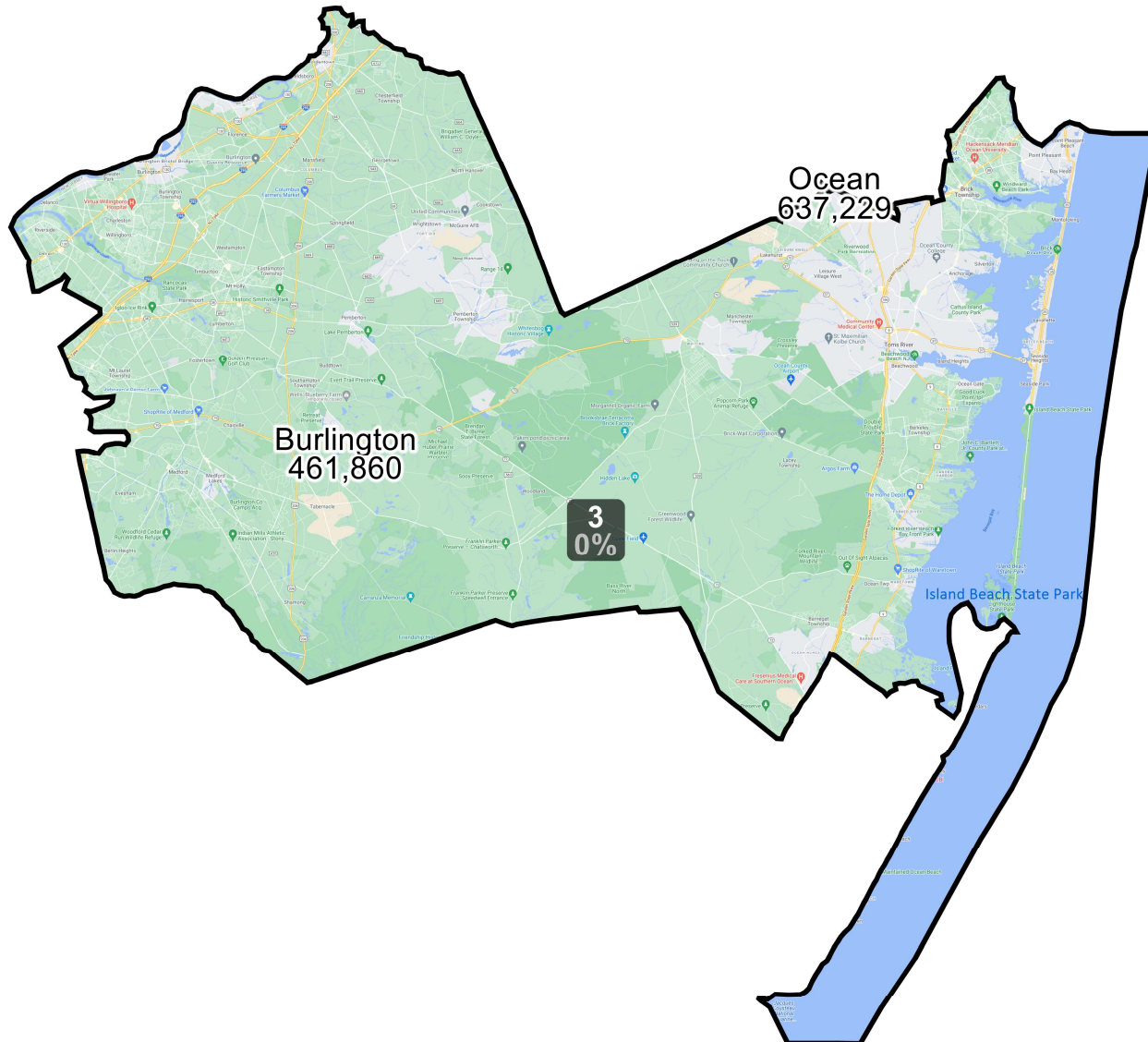
Field	Value
District	1
Population	774,083
Deviation	0
% Deviation	0%
% NH CVAP 19	90.4%
% NH White CVAP 19	68.9%
% NH Black CVAP 19	16.3%
% NH Asian CVAP 19	4.5%
% H CVAP 19	9.6%
% D 16_Pres	62.8%
% R 16_Pres	37.2%
ernate Schwartzberg	2.07
Polsby Popper	0.23
Perimeter	132.67
Reock	0.4
NH_Wht	460856
% NH_Wht	59.54%
AP_BlK	147894
% AP_BlK	19.11%
AP_Ind	13540
% AP_Ind	1.75%
AP_Asn	51501
% AP_Asn	6.65%
AP_Hwn	1418
% AP_Hwn	0.18%
AP_Oth	93786
% AP_Oth	12.12%
Hispanic Origin	114755
% Hispanic Origin	14.82%
18+_Pop	605489
NH18+_Wht	381608
% NH18+_Wht	63.02%
18+_AP_BlK	106696
% 18+_AP_BlK	17.62%
18+_AP_Ind	9631

## District: 2



Field	Value
District	2
Population	774,083
Deviation	0
% Deviation	0%
% NH CVAP 19	89.6%
% NH White CVAP 19	73.0%
% NH Black CVAP 19	12.5%
% NH Asian CVAP 19	3.2%
% H CVAP 19	10.4%
% D 16_Pres	47.6%
% R 16_Pres	52.4%
ernate Schwartzberg	1.65
Polsby Popper	0.37
Perimeter	318.71
Reock	0.48
NH_Wht	488360
% NH_Wht	63.09%
AP_BlK	113504
% AP_BlK	14.66%
AP_Ind	16803
% AP_Ind	2.17%
AP_Asn	34891
% AP_Asn	4.51%
AP_Hwn	1533
% AP_Hwn	0.2%
AP_Oth	108255
% AP_Oth	13.98%
Hispanic Origin	133415
% Hispanic Origin	17.24%
18+_Pop	612566
NH18+_Wht	409560
% NH18+_Wht	66.86%
18+_AP_BlK	81119
% 18+_AP_BlK	13.24%
18+_AP_Ind	12142

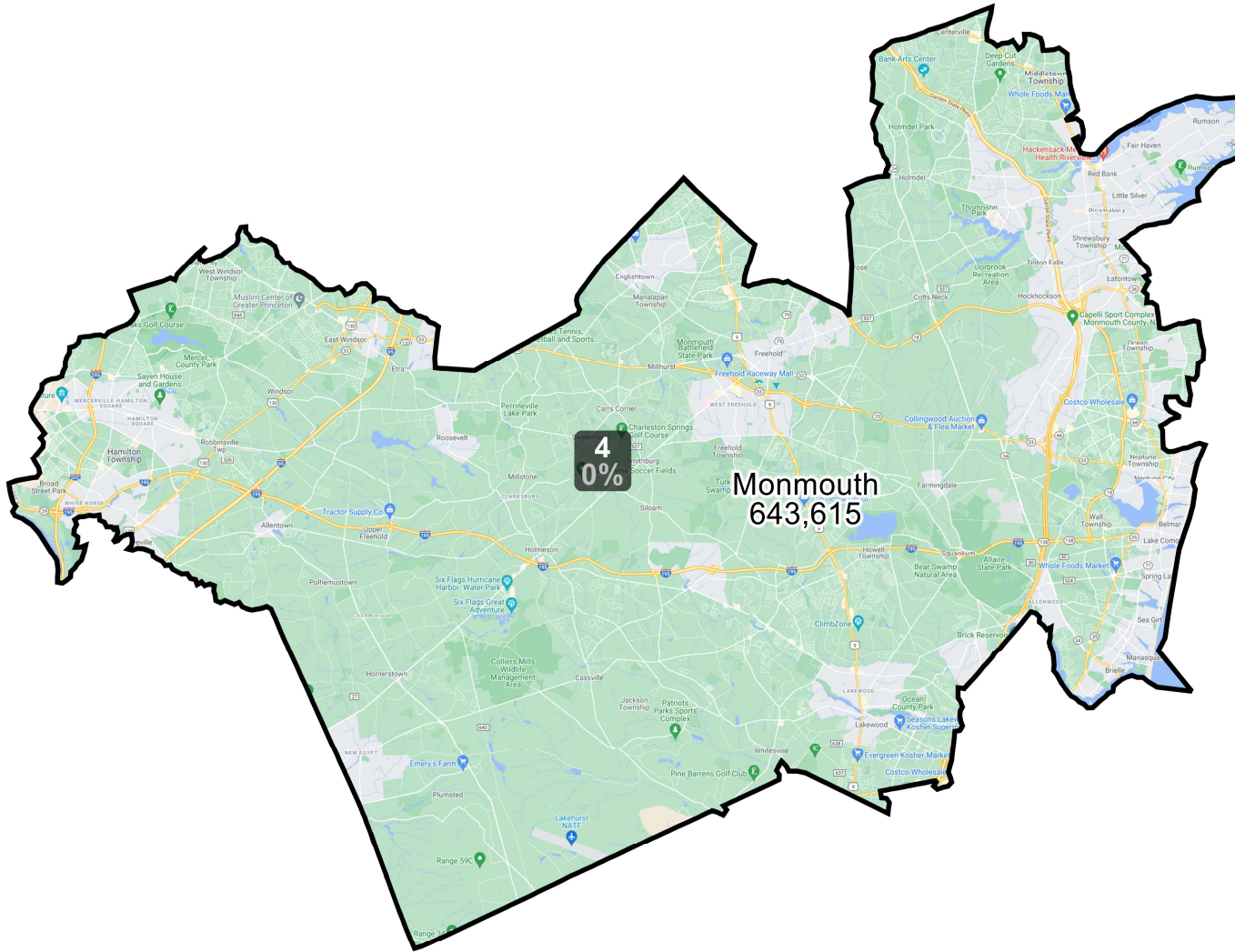
# District: 3



Field	Value
District	3
Population	774,084
Deviation	1
% Deviation	0%
% NH CVAP 19	93.6%
% NH White CVAP 19	79.3%
% NH Black CVAP 19	10.6%
% NH Asian CVAP 19	2.9%
% H CVAP 19	6.4%
% D 16_Pres	44.9%
% R 16_Pres	55.1%
ernate Schwartzberg	2.1
Polsby Popper	0.23
Perimeter	257.16
Reock	0.42
NH_Wht	555211
% NH_Wht	71.72%
AP_BlK	98159
% AP_BlK	12.68%
AP_Ind	12360
% AP_Ind	1.6%
AP_Asn	37734
% AP_Asn	4.87%
AP_Hwn	1065
% AP_Hwn	0.14%
AP_Oth	62693
% AP_Oth	8.1%
Hispanic Origin	74785
% Hispanic Origin	9.66%
18+_Pop	627535
NH18+_Wht	468156
% NH18+_Wht	74.6%
18+_AP_BlK	72831
% 18+_AP_BlK	11.61%
18+_AP_Ind	8947



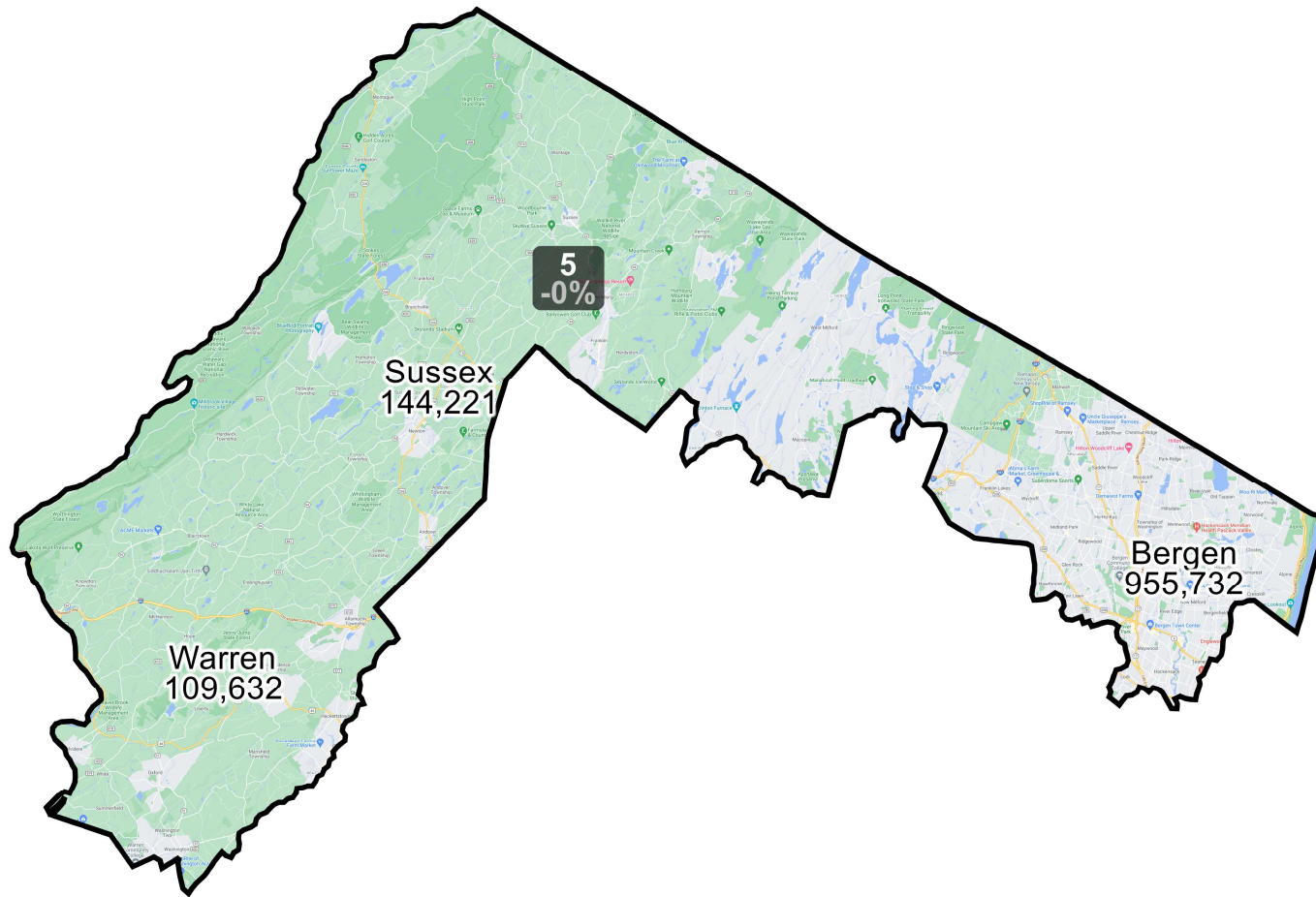
# District: 4



Field	Value
District	4
Population	774,083
Deviation	0
% Deviation	0%
% NH CVAP 19	92.8%
% NH White CVAP 19	79.9%
% NH Black CVAP 19	6.8%
% NH Asian CVAP 19	5.7%
% H CVAP 19	7.2%
% D 16_Pres	45.0%
% R 16_Pres	55.0%
ernate Schwartzberg	2.04
Polsby Popper	0.24
Perimeter	184.94
Reock	0.45
NH_Wht	549525
% NH_Wht	70.99%
AP_BlK	57750
% AP_BlK	7.46%
AP_Ind	9251
% AP_Ind	1.2%
AP_Asn	58263
% AP_Asn	7.53%
AP_Hwn	825
% AP_Hwn	0.11%
AP_Oth	90034
% AP_Oth	11.63%
Hispanic Origin	99719
% Hispanic Origin	12.88%
18+_Pop	574297
NH18+_Wht	413814
% NH18+_Wht	72.06%
18+_AP_BlK	43553
% 18+_AP_BlK	7.58%
18+_AP_Ind	6743

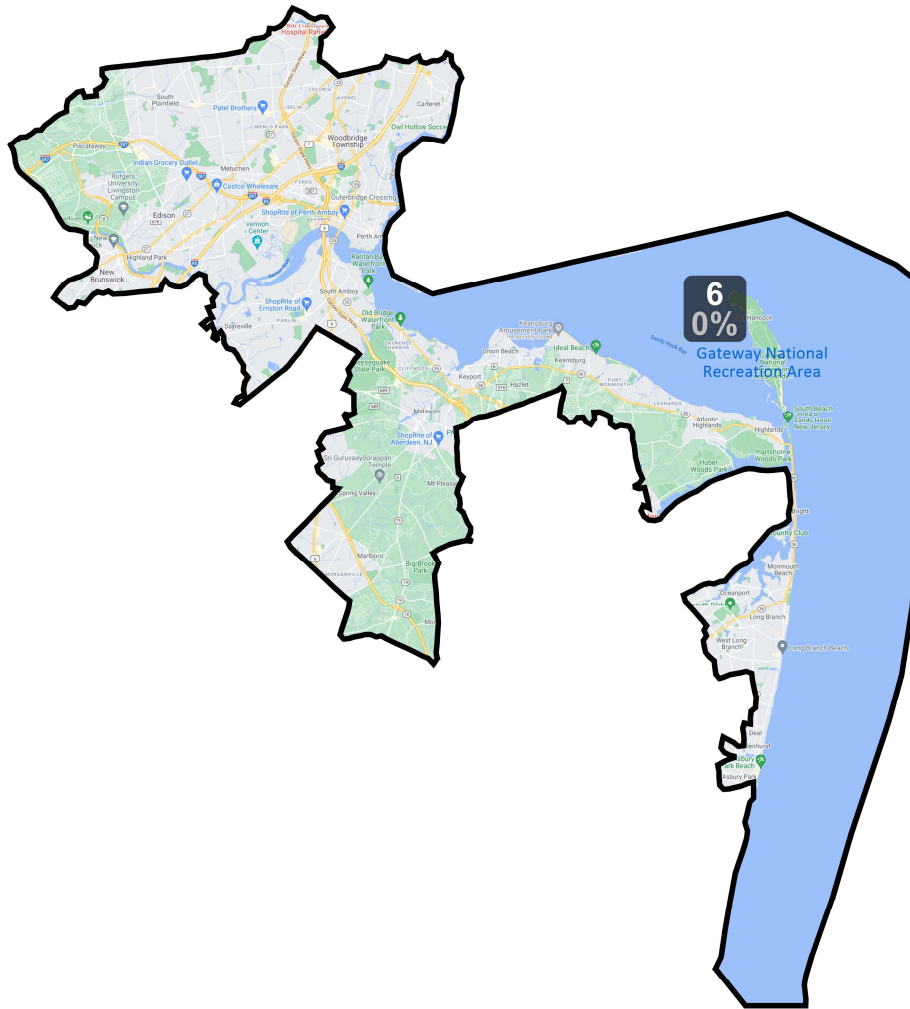


## District: 5



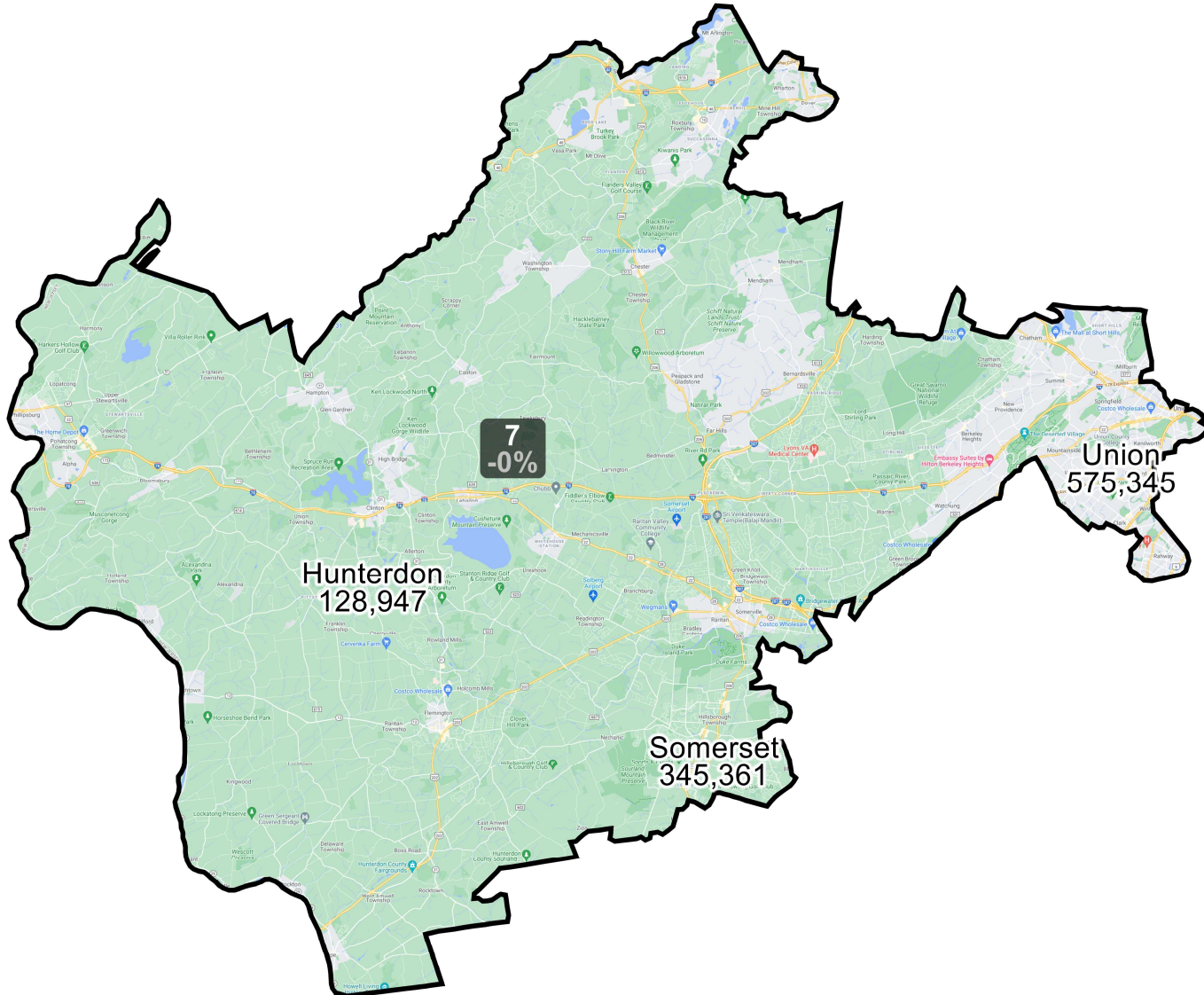
Field	Value
District	5
Population	774,082
Deviation	-1
% Deviation	-0%
% NH CVAP 19	88.6%
% NH White CVAP 19	74.6%
% NH Black CVAP 19	5.1%
% NH Asian CVAP 19	8.4%
% H CVAP 19	11.3%
% D 16_Pres	49.5%
% R 16_Pres	50.5%
ernate Schwartzberg	2.2
Polsby Popper	0.21
Perimeter	249.37
Reock	0.31
NH_Wht	507840
% NH_Wht	65.61%
AP_BlK	48435
% AP_BlK	6.26%
AP_Ind	9097
% AP_Ind	1.18%
AP_Asn	94427
% AP_Asn	12.2%
AP_Hwn	966
% AP_Hwn	0.12%
AP_Oth	103815
% AP_Oth	13.41%
Hispanic Origin	121065
% Hispanic Origin	15.64%
18+_Pop	611485
NH18+_Wht	415633
% NH18+_Wht	67.97%
18+_AP_BlK	36294
% 18+_AP_BlK	5.94%
18+_AP_Ind	6550

# District: 6



Field	Value
District	6
Population	774,084
Deviation	1
% Deviation	0%
% NH CVAP 19	83.0%
% NH White CVAP 19	57.3%
% NH Black CVAP 19	11.2%
% NH Asian CVAP 19	13.8%
% H CVAP 19	17.0%
% D 16_Pres	57.7%
% R 16_Pres	42.3%
ernate Schwartzberg	2.74
Polsby Popper	0.13
Perimeter	195.95
Reock	0.28
NH_Wht	334584
% NH_Wht	43.22%
AP_BlK	90347
% AP_BlK	11.67%
AP_Ind	11218
% AP_Ind	1.45%
AP_Asn	165249
% AP_Asn	21.35%
AP_Hwn	1162
% AP_Hwn	0.15%
AP_Oth	158663
% AP_Oth	20.5%
Hispanic Origin	182910
% Hispanic Origin	23.63%
18+_Pop	610418
NH18+_Wht	283548
% NH18+_Wht	46.45%
18+_AP_BlK	67792
% 18+_AP_BlK	11.11%
18+_AP_Ind	8131
% 18+_AP_Ind	1.33%
18+_AP_Asn	126370
% 18+_AP_Asn	20.7%
18+_AP_Hwn	903
% 18+_AP_Hwn	0.15%

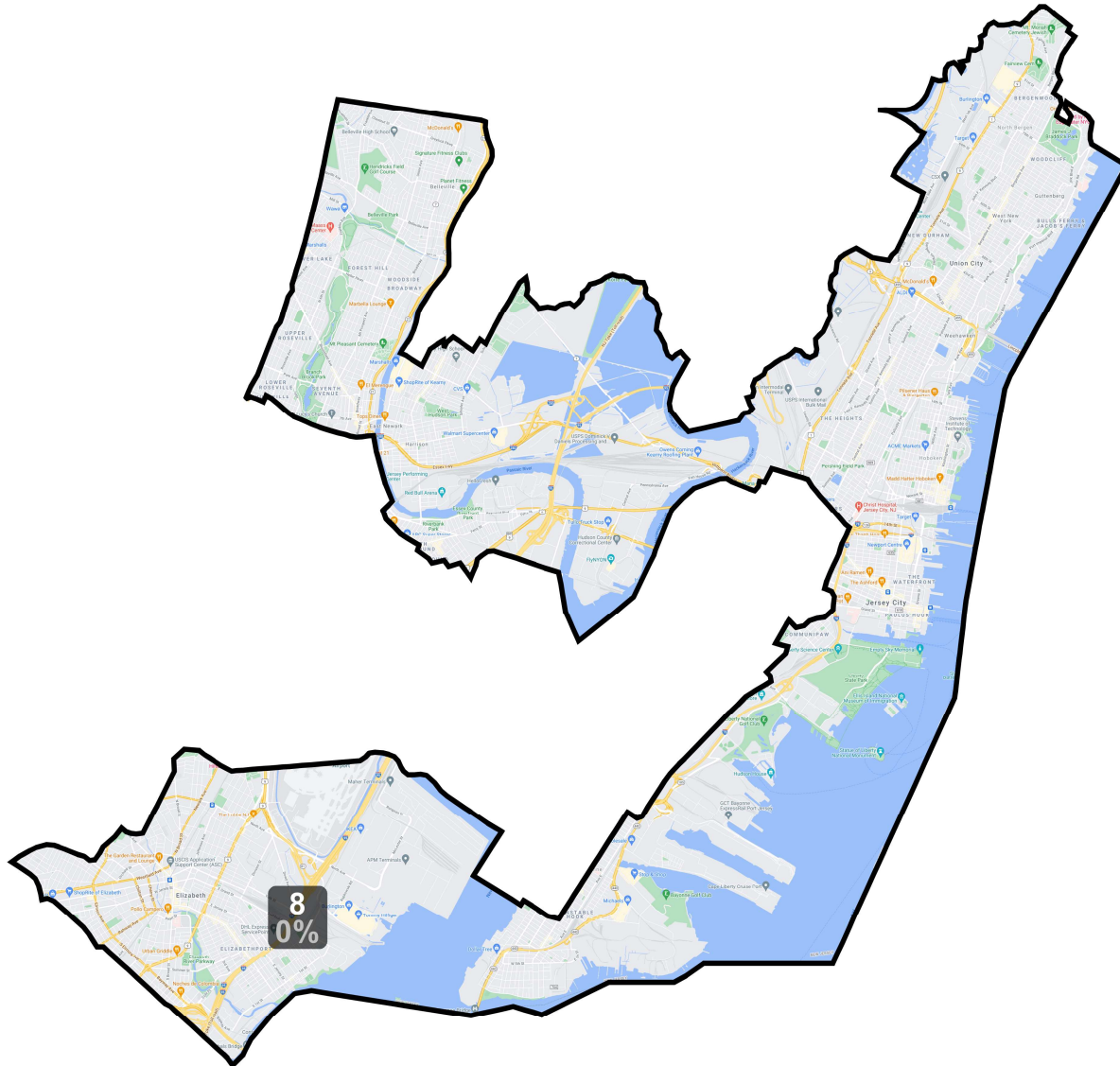
# District: 7



Field	Value
District	7
Population	774,082
Deviation	-1
% Deviation	-0%
% NH CVAP 19	91.4%
% NH White CVAP 19	77.7%
% NH Black CVAP 19	5.5%
% NH Asian CVAP 19	7.8%
% H CVAP 19	8.6%
% D 16_Pres	50.7%
% R 16_Pres	49.3%
ernate Schwartzberg	2.17
Polsby Popper	0.21
Perimeter	245.05
Reock	0.5
NH_Wht	513706
% NH_Wht	66.36%
AP_BlK	51338
% AP_BlK	6.63%
AP_Ind	8520
% AP_Ind	1.1%
AP_Asn	97118
% AP_Asn	12.55%
AP_Hwn	832
% AP_Hwn	0.11%
AP_Oth	92751
% AP_Oth	11.98%
Hispanic Origin	104488
% Hispanic Origin	13.5%
18+_Pop	604308
NH18+_Wht	418014
% NH18+_Wht	69.17%
18+_AP_BlK	37628
% 18+_AP_BlK	6.23%
18+_AP_Ind	6075

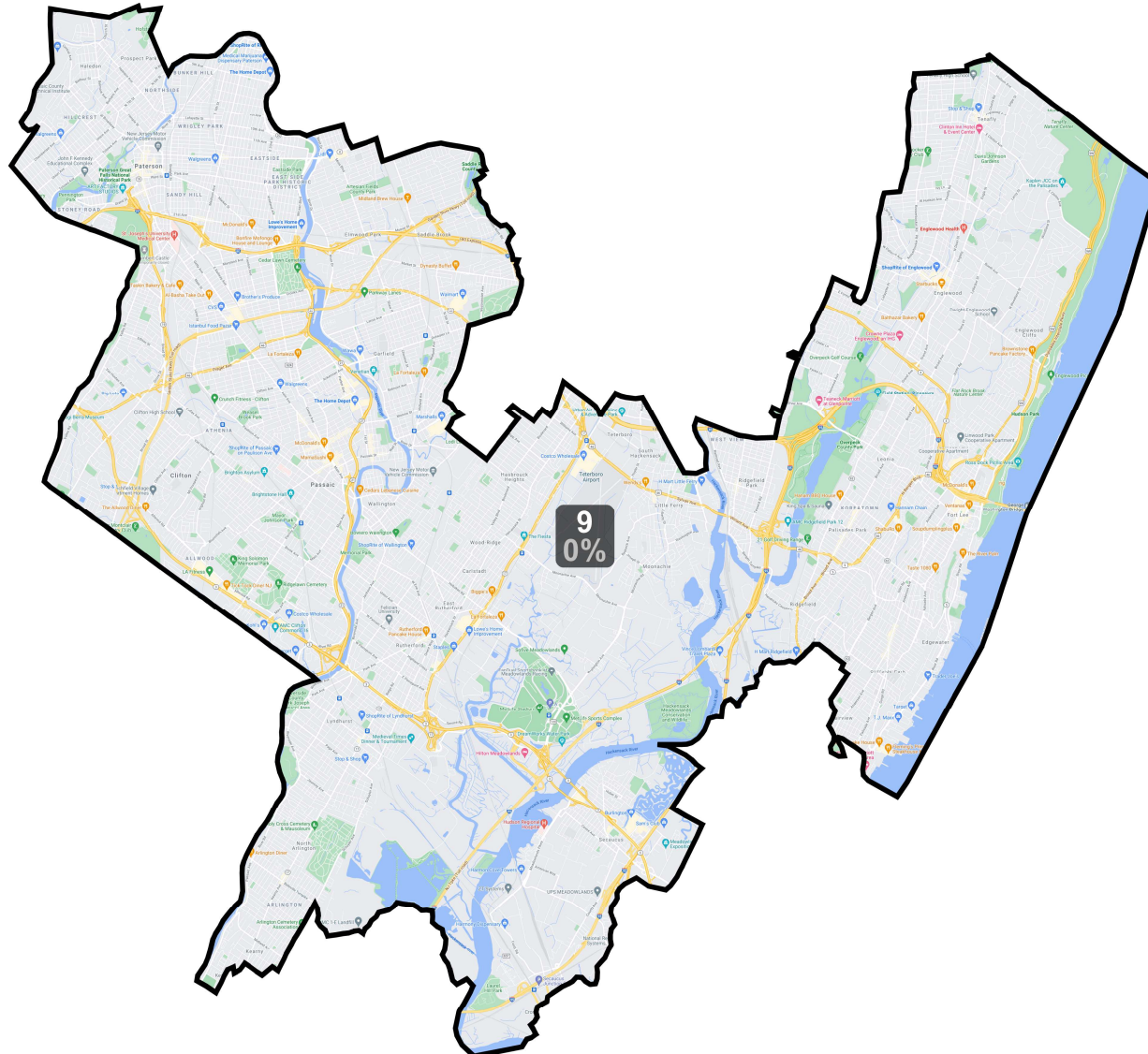


## District: 8



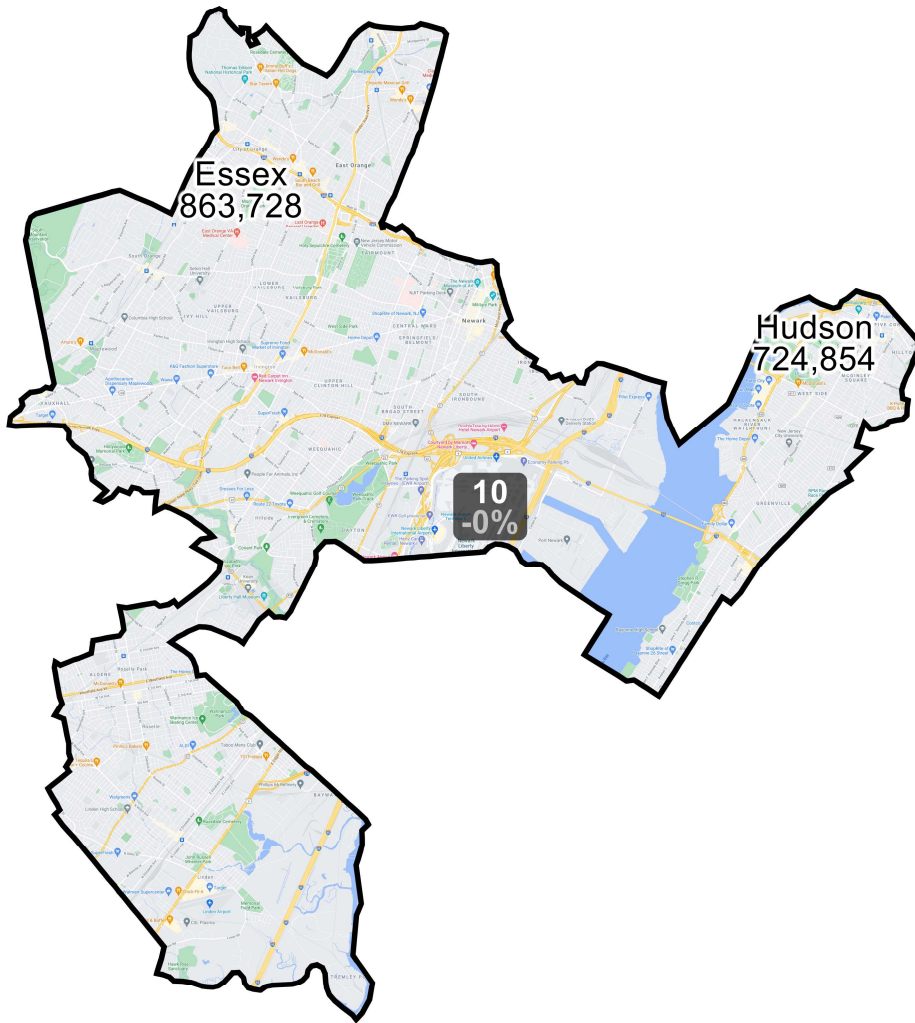
Field	Value
District	8
Population	774,083
Deviation	0
% Deviation	0%
% NH CVAP 19	52.6%
% NH White CVAP 19	33.7%
% NH Black CVAP 19	11.3%
% NH Asian CVAP 19	7.1%
% H CVAP 19	47.4%
% D 16_Pres	78.2%
% R 16_Pres	21.8%
ernate Schwartzberg	2.91
Polsby Popper	0.12
Perimeter	84.74
Reock	0.29
NH_Wht	183481
% NH_Wht	23.7%
AP_BlK	96792
% AP_BlK	12.5%
AP_Ind	18335
% AP_Ind	2.37%
AP_Asn	93039
% AP_Asn	12.02%
AP_Hwn	1696
% AP_Hwn	0.22%
AP_Oth	352375
% AP_Oth	45.52%
Hispanic Origin	407600
% Hispanic Origin	52.66%
18+_Pop	612952
NH18+_Wht	157518
% NH18+_Wht	25.7%
18+_AP_BlK	72980
% 18+_AP_BlK	11.91%
18+_AP_Ind	13925

## District: 9



Field	Value
District	9
Population	774,083
Deviation	0
% Deviation	0%
% NH CVAP 19	67.9%
% NH White CVAP 19	44.8%
% NH Black CVAP 19	11.1%
% NH Asian CVAP 19	11.5%
% H CVAP 19	32.1%
% D 16_Pres	66.8%
% R 16_Pres	33.2%
ernate Schwartzberg	2.28
Polsby Popper	0.19
Perimeter	79.8
Reock	0.43
NH_Wht	263609
% NH_Wht	34.05%
AP_BlK	95967
% AP_BlK	12.4%
AP_Ind	15653
% AP_Ind	2.02%
AP_Asn	114157
% AP_Asn	14.75%
AP_Hwn	1388
% AP_Hwn	0.18%
AP_Oth	265735
% AP_Oth	34.33%
Hispanic Origin	312656
% Hispanic Origin	40.39%
18+_Pop	602685
NH18+_Wht	218546
% NH18+_Wht	36.26%
18+_AP_BlK	72345
% 18+_AP_BlK	12%
18+_AP_Ind	11410

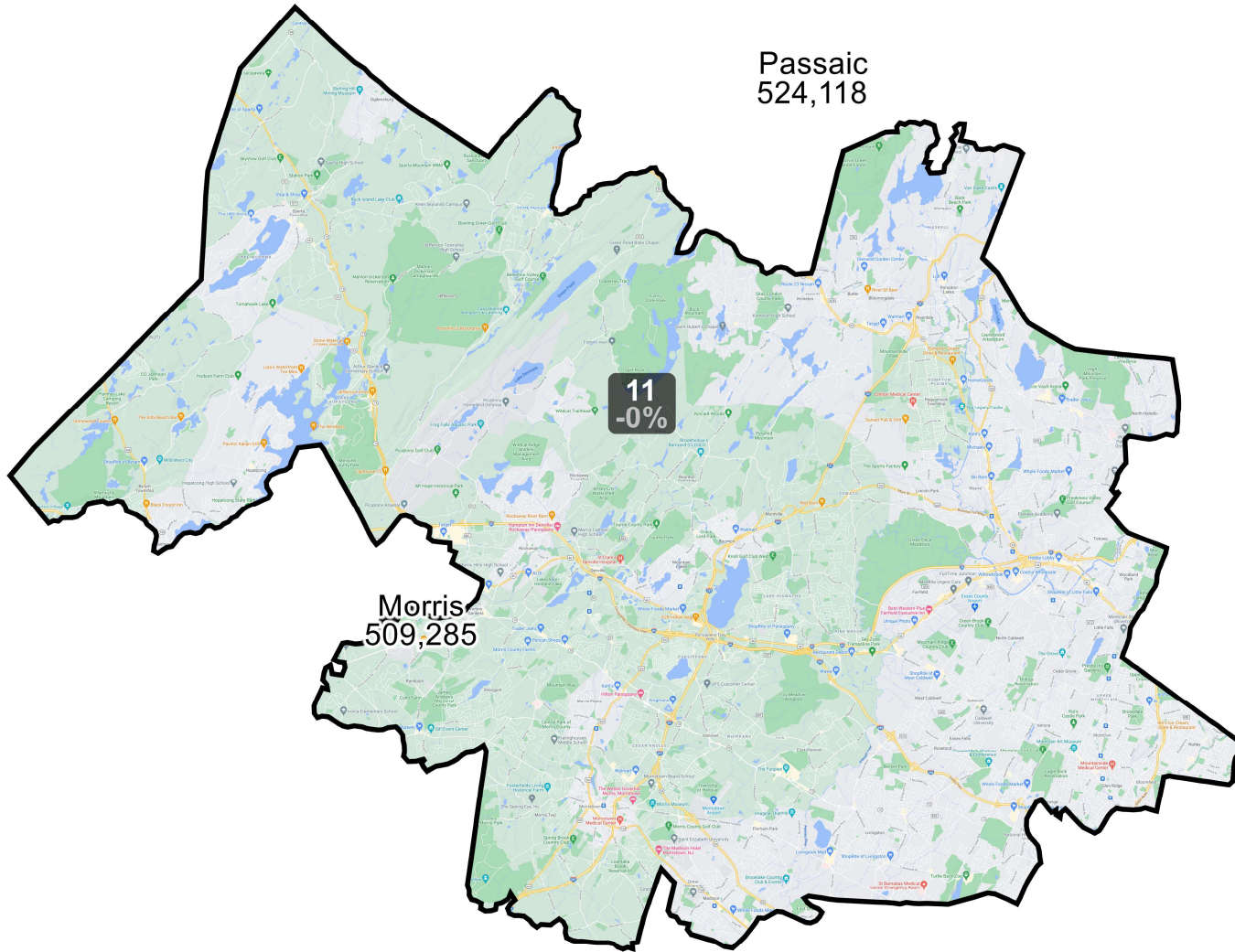
# District: 10



Field	Value
District	10
Population	774,082
Deviation	-1
% Deviation	-0%
% NH CVAP 19	82.4%
% NH White CVAP 19	20.5%
% NH Black CVAP 19	54.8%
% NH Asian CVAP 19	6.1%
% H CVAP 19	17.6%
% D 16_Pres	87.5%
% R 16_Pres	12.5%
ernate Schwartzberg	2.41
Polsby Popper	0.17
Perimeter	71.88
Reock	0.4
NH_Wht	124646
% NH_Wht	16.1%
AP_BlK	412233
% AP_BlK	53.25%
AP_Ind	12492
% AP_Ind	1.61%
AP_Asn	61661
% AP_Asn	7.97%
AP_Hwn	1670
% AP_Hwn	0.22%
AP_Oth	167089
% AP_Oth	21.59%
Hispanic Origin	181724
% Hispanic Origin	23.48%
18+_Pop	597116
NH18+_Wht	102960
% NH18+_Wht	17.24%
18+_AP_BlK	313431
% 18+_AP_BlK	52.49%
18+_AP_Ind	9308
% 18+_AP_Ind	1.56%
18+_AP_Asn	49582
% 18+_AP_Asn	8.3%
18+_AP_Hwn	1288
% 18+_AP_Hwn	0.22%

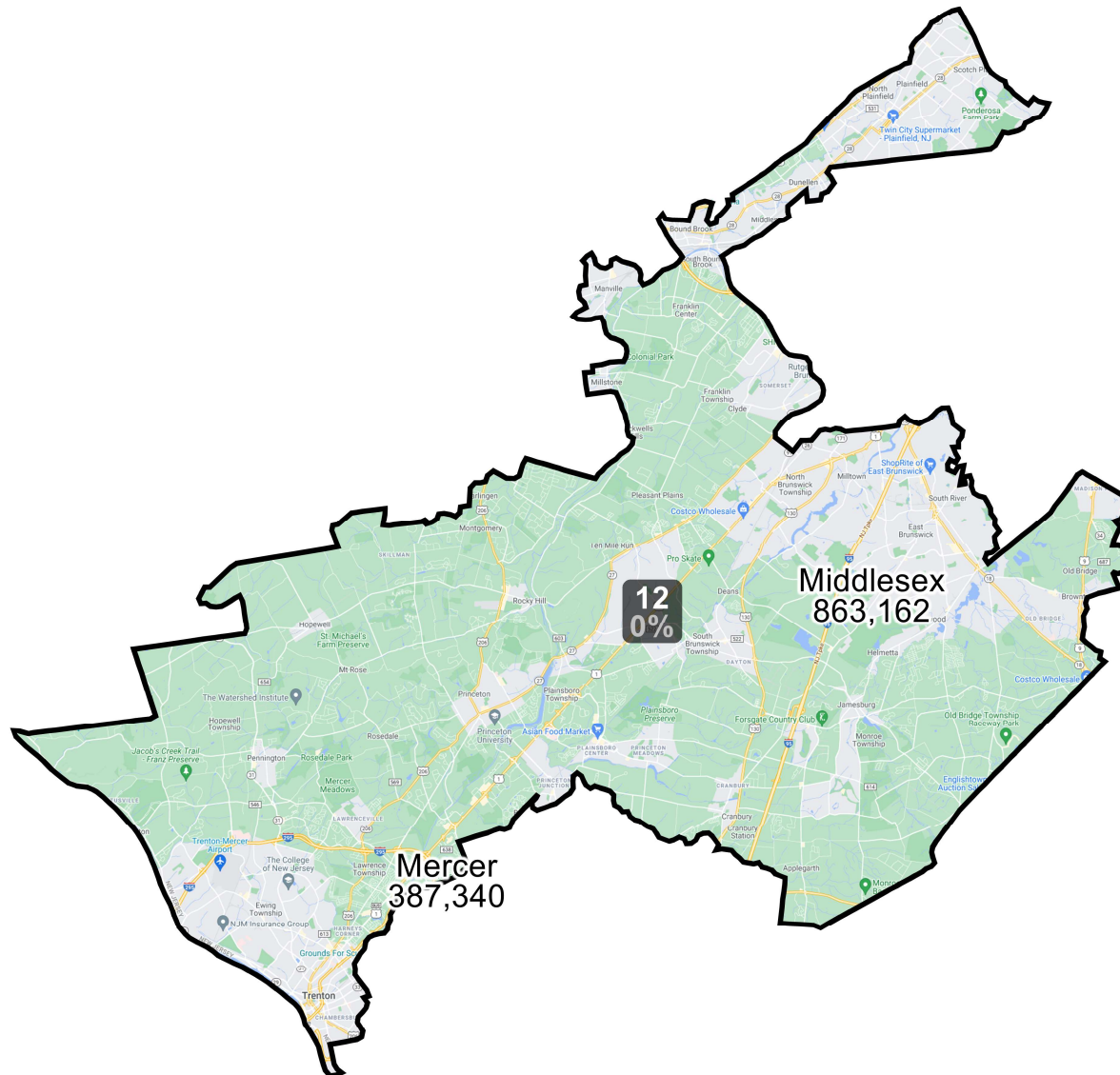


# District: 11



Field	Value
District	11
Population	774,082
Deviation	-1
% Deviation	-0%
% NH CVAP 19	90.6%
% NH White CVAP 19	76.8%
% NH Black CVAP 19	5.4%
% NH Asian CVAP 19	7.9%
% H CVAP 19	9.4%
% D 16_Pres	51.6%
% R 16_Pres	48.4%
ernate Schwartzberg	2.05
Polsby Popper	0.24
Perimeter	159.77
Reock	0.49
NH_Wht	517643
% NH_Wht	66.87%
AP_BlK	55969
% AP_BlK	7.23%
AP_Ind	8174
% AP_Ind	1.06%
AP_Asn	93936
% AP_Asn	12.14%
AP_Hwn	811
% AP_Hwn	0.1%
AP_Oth	88170
% AP_Oth	11.39%
Hispanic Origin	101249
% Hispanic Origin	13.08%
18+_Pop	616160
NH18+_Wht	427239
% NH18+_Wht	69.34%
18+_AP_BlK	42416
% 18+_AP_BlK	6.88%
18+_AP_Ind	5890

## District: 12



Field	Value
District	12
Population	774,083
Deviation	0
% Deviation	0%
% NH CVAP 19	87.9%
% NH White CVAP 19	56.2%
% NH Black CVAP 19	19.1%
% NH Asian CVAP 19	12.0%
% H CVAP 19	12.1%
% D 16_Pres	66.9%
% R 16_Pres	33.1%
ernate Schwartzberg	2.52
Polsby Popper	0.16
Perimeter	182.19
Reock	0.35
NH_Wht	316920
% NH_Wht	40.94%
AP_BlK	145384
% AP_BlK	18.78%
AP_Ind	12434
% AP_Ind	1.61%
AP_Asn	144756
% AP_Asn	18.7%
AP_Hwn	1255
% AP_Hwn	0.16%
AP_Oth	147754
% AP_Oth	19.09%
Hispanic Origin	168209
% Hispanic Origin	21.73%
18+_Pop	606299
NH18+_Wht	269800
% NH18+_Wht	44.5%
18+_AP_BlK	110737
% 18+_AP_BlK	18.26%
18+_AP_Ind	8905