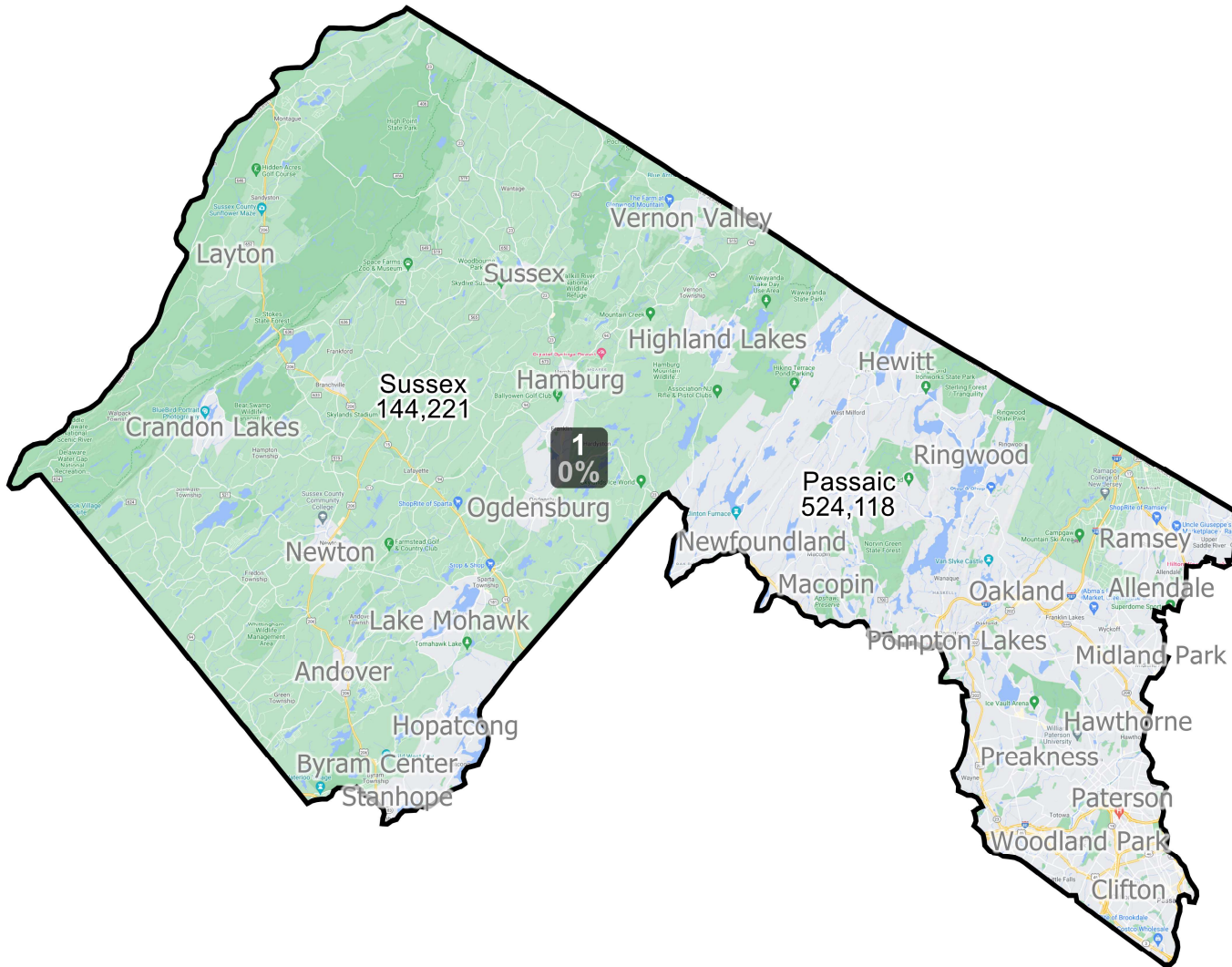
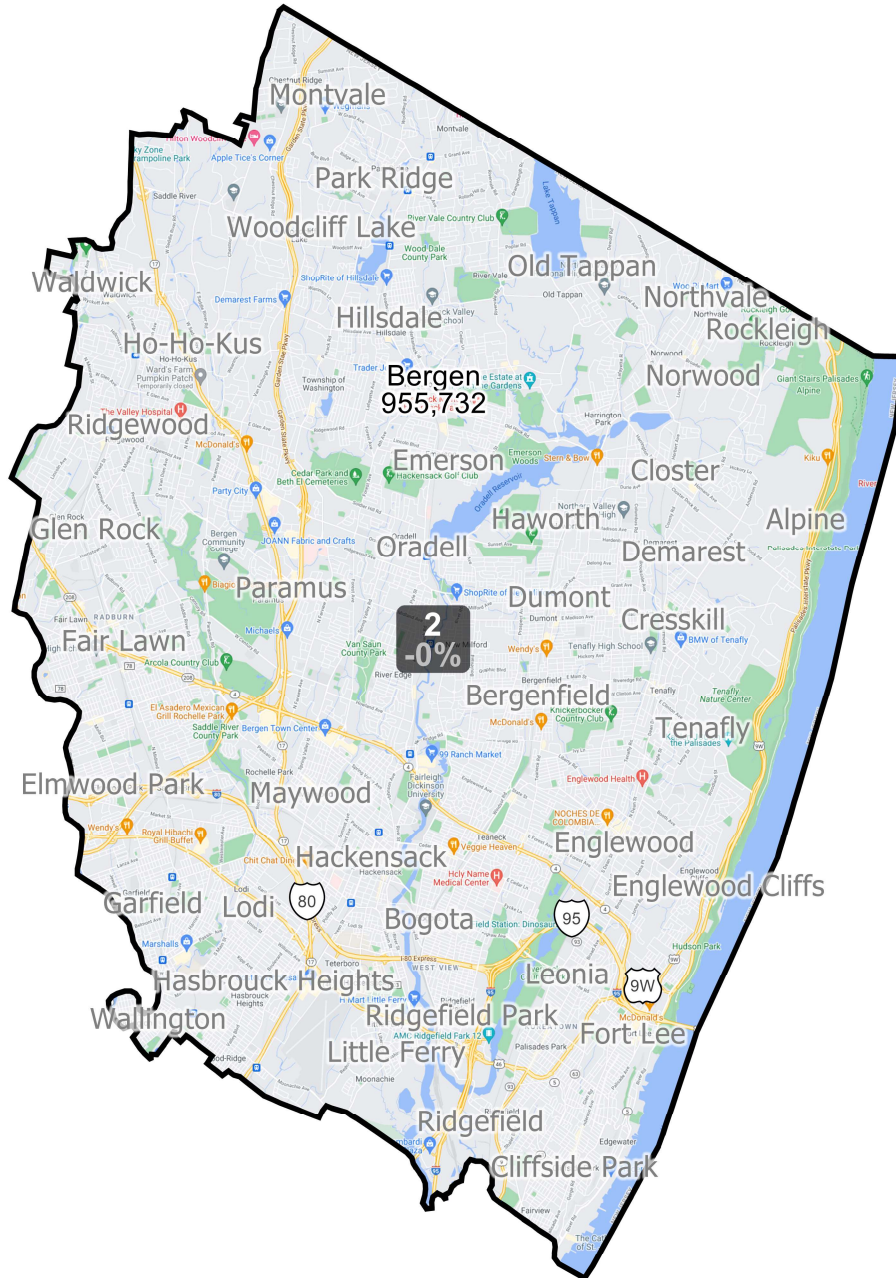


District: 1



Field	Value
District	1
Population	774,084
Deviation	1
% Deviation	0%
% NH CVAP 19	77.6%
% NH White CVAP 19	64.2%
% NH Black CVAP 19	8.4%
% NH Asian CVAP 19	4.6%
% H CVAP 19	22.4%
% D 16_Pres	52.4%
% R 16_Pres	47.6%
ernate Schwartzberg	1.75
Polsby Popper	0.32
Perimeter	175.94
Reock	0.41
NH_Wht	404671
% NH_Wht	52.28%
AP_BlK	77795
% AP_BlK	10.05%
AP_Ind	14782
% AP_Ind	1.91%
AP_Asn	49937
% AP_Asn	6.45%
AP_Hwn	1098
% AP_Hwn	0.14%
AP_Oth	210275
% AP_Oth	27.16%
Hispanic Origin	247249
% Hispanic Origin	31.94%
18+_Pop	603363
NH18+_Wht	332670
% NH18+_Wht	55.14%
18+_AP_BlK	58181
% 18+_AP_BlK	9.64%
18+_AP_Ind	10602

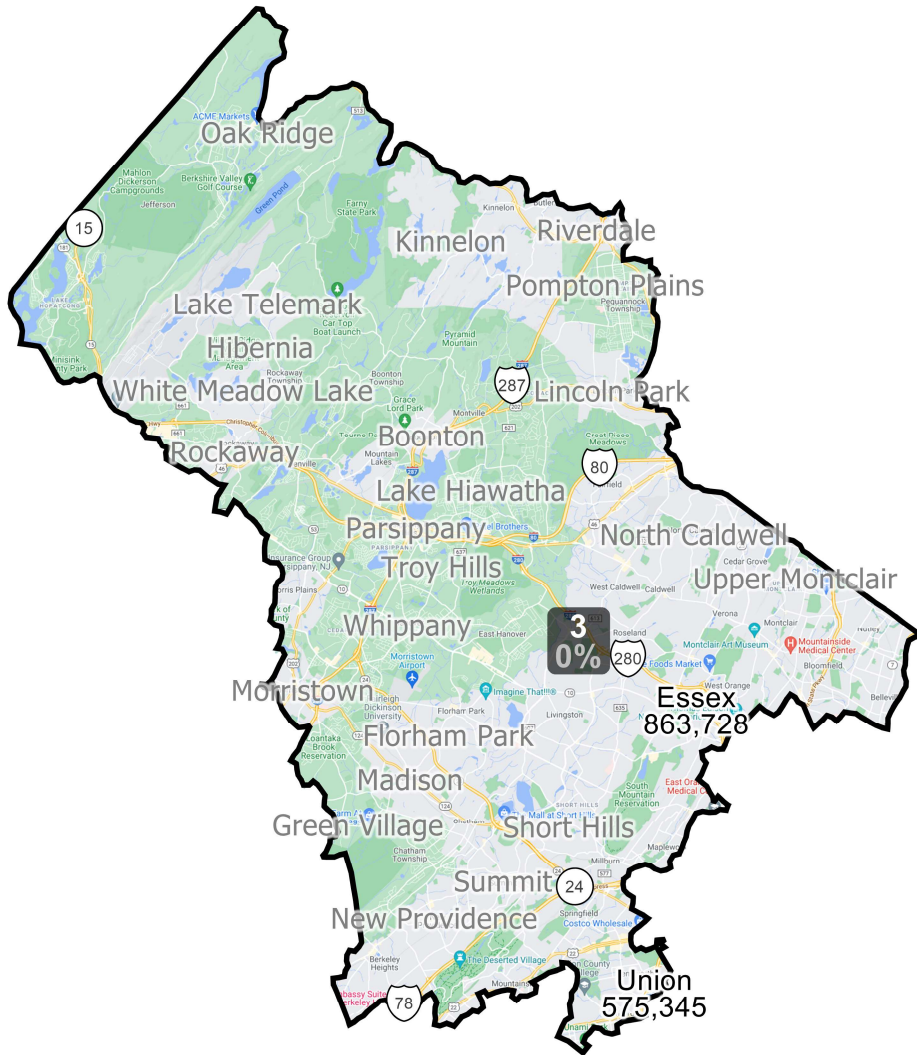
District: 2



©2021 CALIPER; ©2020 HERE

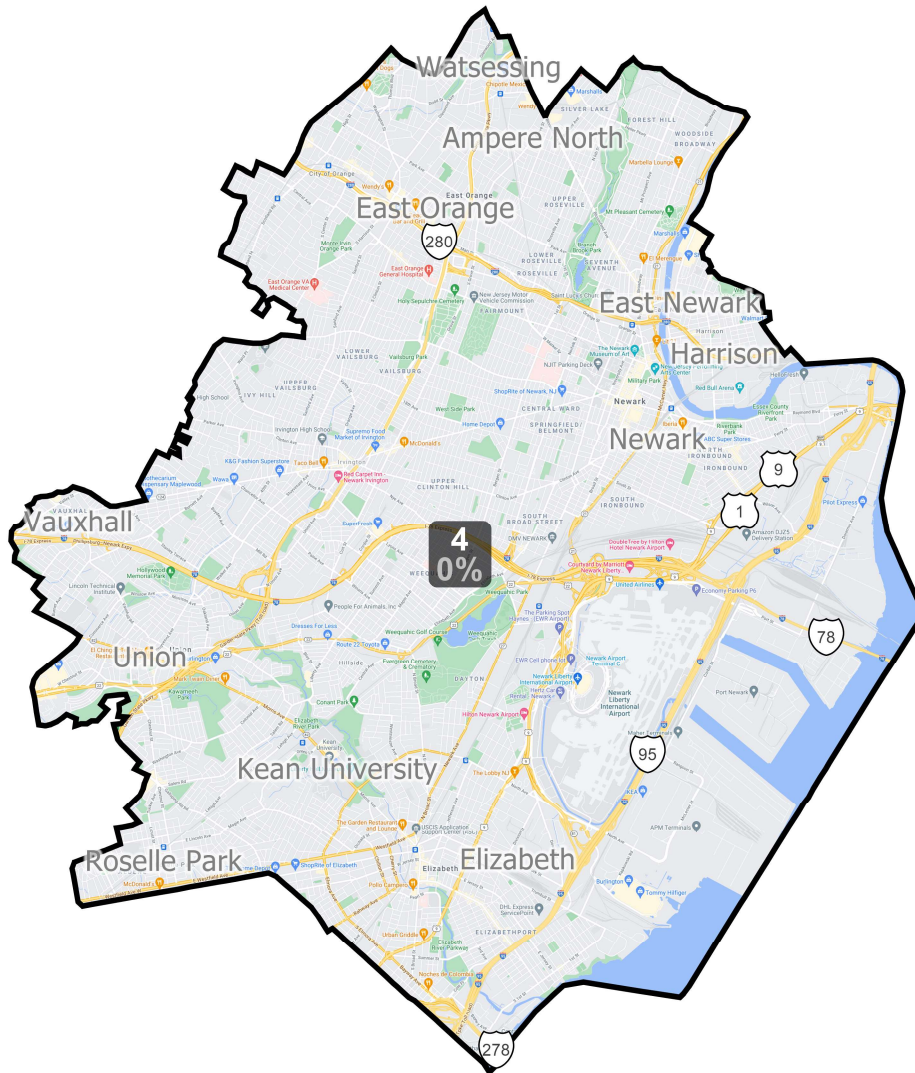
Field	Value
District	2
Population	774,082
Deviation	-1
% Deviation	-0%
% NH CVAP 19	82.1%
% NH White CVAP 19	59.8%
% NH Black CVAP 19	7.0%
% NH Asian CVAP 19	14.8%
% H CVAP 19	17.9%
% D 16_Pres	59.6%
% R 16_Pres	40.4%
ernate Schwartzberg	1.37
Polsby Popper	0.53
Perimeter	61.36
Reock	0.53
NH_Wht	384928
% NH_Wht	49.73%
AP_BlK	65164
% AP_BlK	8.42%
AP_Ind	9379
% AP_Ind	1.21%
AP_Asn	152094
% AP_Asn	19.65%
AP_Hwn	1129
% AP_Hwn	0.15%
AP_Oth	150385
% AP_Oth	19.43%
Hispanic Origin	176853
% Hispanic Origin	22.85%
18+_Pop	610424
NH18+_Wht	315363
% NH18+_Wht	51.66%
18+_AP_BlK	49675
% 18+_AP_BlK	8.14%
18+_AP_Ind	6883
% 18+_AP_Ind	1.13%
18+_AP_Asn	117473
% 18+_AP_Asn	19.24%
18+_AP_Hwn	865
% 18+_AP_Hwn	0.14%

District: 3



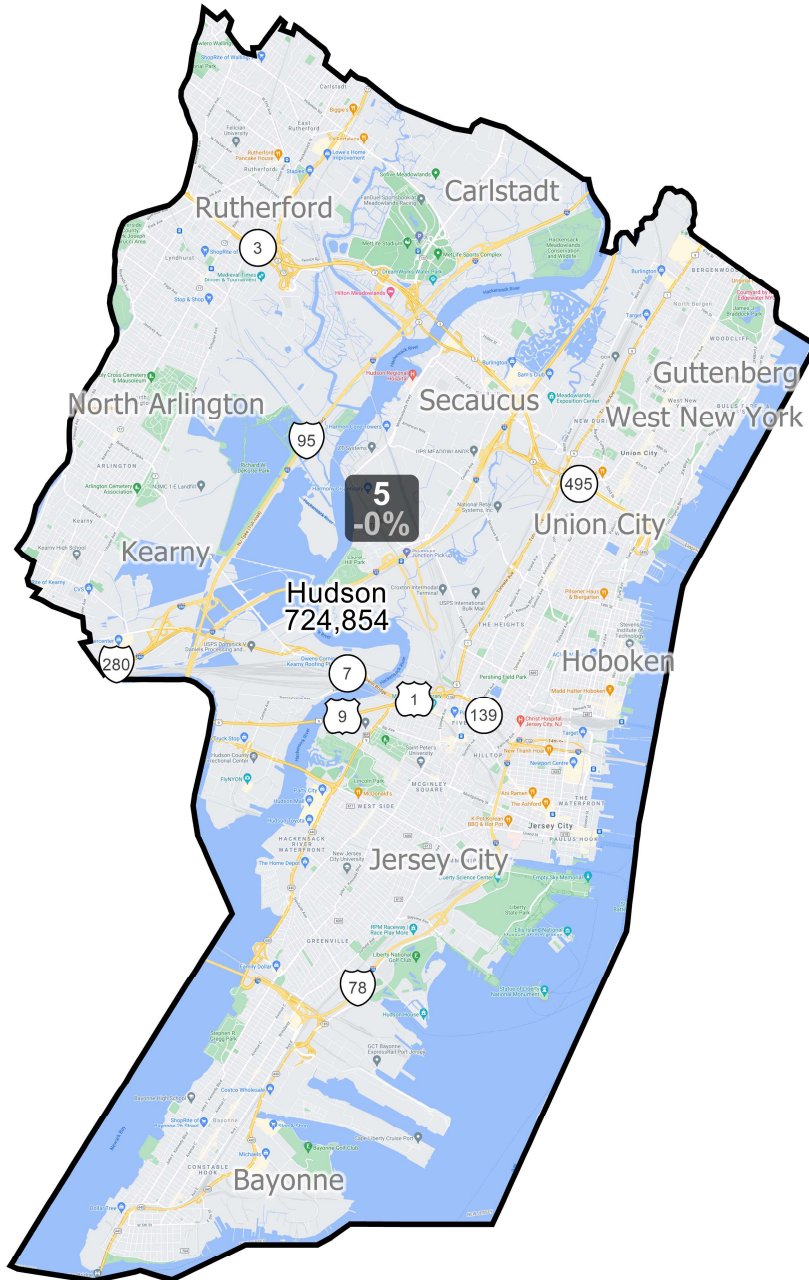
Field	Value
District	3
Population	774,083
Deviation	0
% Deviation	0%
% NH CVAP 19	89.7%
% NH White CVAP 19	73.6%
% NH Black CVAP 19	6.8%
% NH Asian CVAP 19	8.7%
% H CVAP 19	10.3%
% D 16_Pres	56.8%
% R 16_Pres	43.2%
ernate Schwartzberg	2.01
Polsby Popper	0.25
Perimeter	137.14
Reock	0.46
NH_Wht	488175
% NH_Wht	63.06%
AP_BlK	66502
% AP_BlK	8.59%
AP_Ind	8422
% AP_Ind	1.09%
AP_Asn	105276
% AP_Asn	13.6%
AP_Hwn	909
% AP_Hwn	0.12%
AP_Oth	97156
% AP_Oth	12.55%
Hispanic Origin	109432
% Hispanic Origin	14.14%
18+_Pop	606657
NH18+_Wht	397622
% NH18+_Wht	65.54%
18+_AP_BlK	50303
% 18+_AP_BlK	8.29%
18+_AP_Ind	5962
% 18+_AP_Ind	0.98%
18+_AP_Asn	76442
% 18+_AP_Asn	12.6%
18+_AP_Hwn	671
% 18+_AP_Hwn	0.11%

District: 4



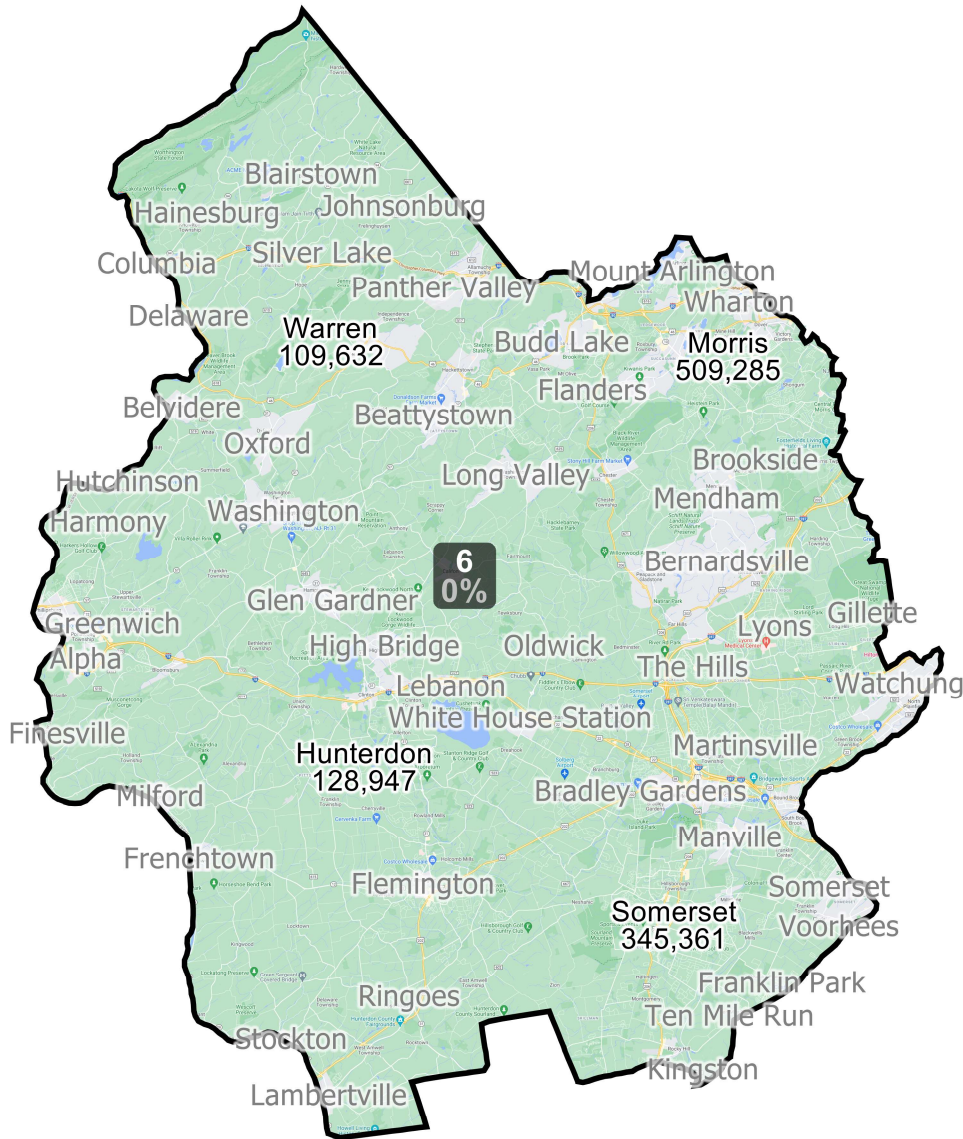
Field	Value
District	4
Population	774,083
Deviation	0
% Deviation	0%
% NH CVAP 19	73.7%
% NH White CVAP 19	17.2%
% NH Black CVAP 19	52.7%
% NH Asian CVAP 19	3.2%
% H CVAP 19	26.3%
% D 16_Pres	88.0%
% R 16_Pres	12.0%
ernate Schwartzberg	1.59
Polsby Popper	0.39
Perimeter	45.58
Reock	0.66
NH_Wht	90476
% NH_Wht	11.69%
AP_BlK	381542
% AP_BlK	49.29%
AP_Ind	13860
% AP_Ind	1.79%
AP_Asn	29582
% AP_Asn	3.82%
AP_Hwn	1472
% AP_Hwn	0.19%
AP_Oth	254350
% AP_Oth	32.86%
Hispanic Origin	275245
% Hispanic Origin	35.56%
18+_Pop	591526
NH18+_Wht	76491
% NH18+_Wht	12.93%
18+_AP_BlK	288218
% 18+_AP_BlK	48.72%
18+_AP_Ind	10346
% 18+_AP_Ind	1.75%
18+_AP_Asn	24006
% 18+_AP_Asn	4.06%
18+_AP_Hwn	1138
% 18+_AP_Hwn	0.19%

District: 5



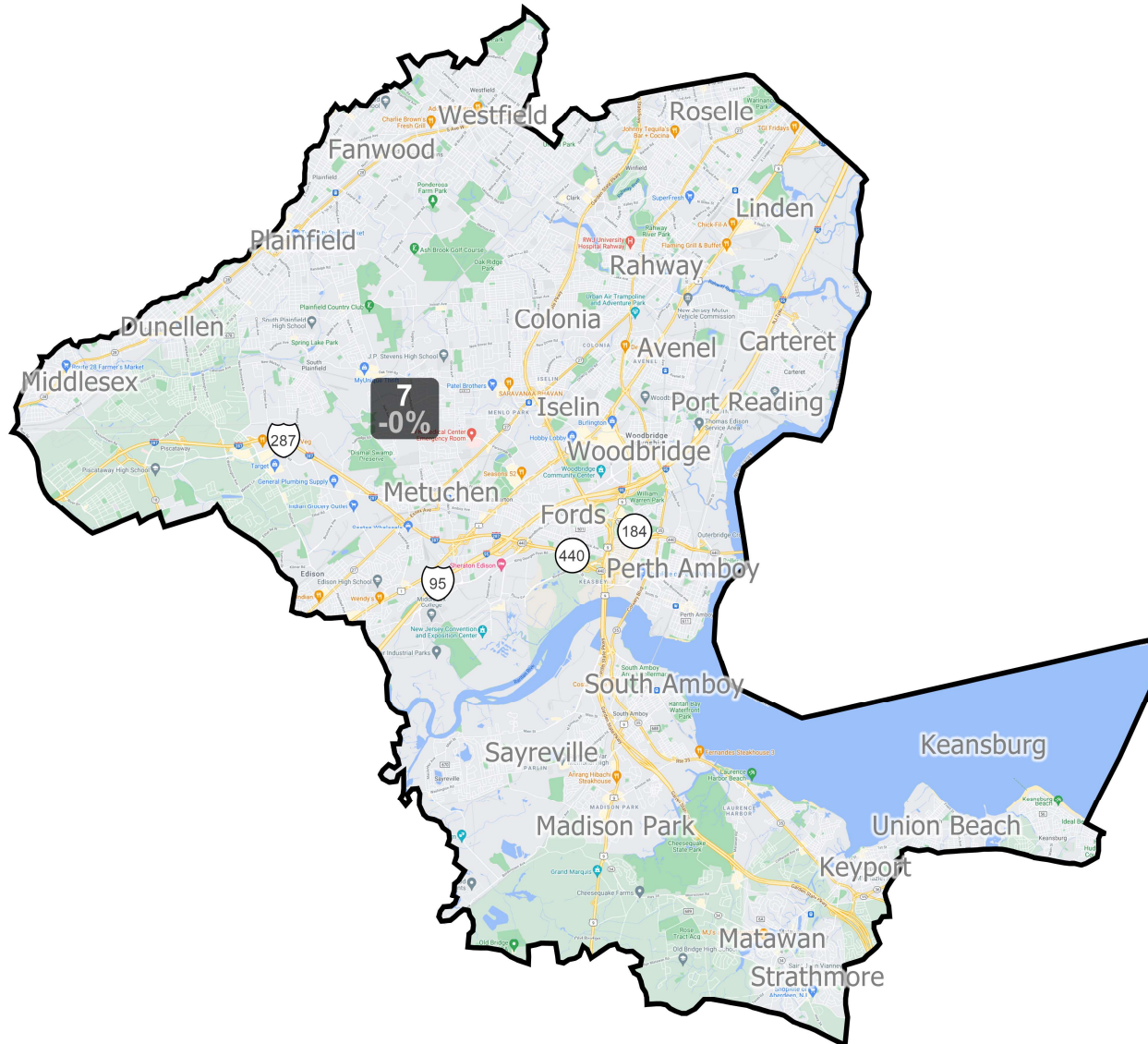
Field	Value
District	5
Population	774,082
Deviation	-1
% Deviation	-0%
% NH CVAP 19	64.9%
% NH White CVAP 19	41.4%
% NH Black CVAP 19	12.2%
% NH Asian CVAP 19	10.7%
% H CVAP 19	35.1%
% D 16_Pres	73.6%
% R 16_Pres	26.4%
ernate Schwartzberg	1.52
Polsby Popper	0.44
Perimeter	47.84
Reock	0.45
NH_Wht	244206
% NH_Wht	31.55%
AP_BlK	101214
% AP_BlK	13.08%
AP_Ind	16058
% AP_Ind	2.07%
AP_Asn	136396
% AP_Asn	17.62%
AP_Hwn	1829
% AP_Hwn	0.24%
AP_Oth	253326
% AP_Oth	32.73%
Hispanic Origin	300034
% Hispanic Origin	38.76%
18+_Pop	622614
NH18+_Wht	208071
% NH18+_Wht	33.42%
18+_AP_BlK	77692
% 18+_AP_BlK	12.48%
18+_AP_Ind	12271
% 18+_AP_Ind	1.97%
18+_AP_Asn	110986
% 18+_AP_Asn	17.83%
18+_AP_Hwn	1442
% 18+_AP_Hwn	0.23%

District: 6



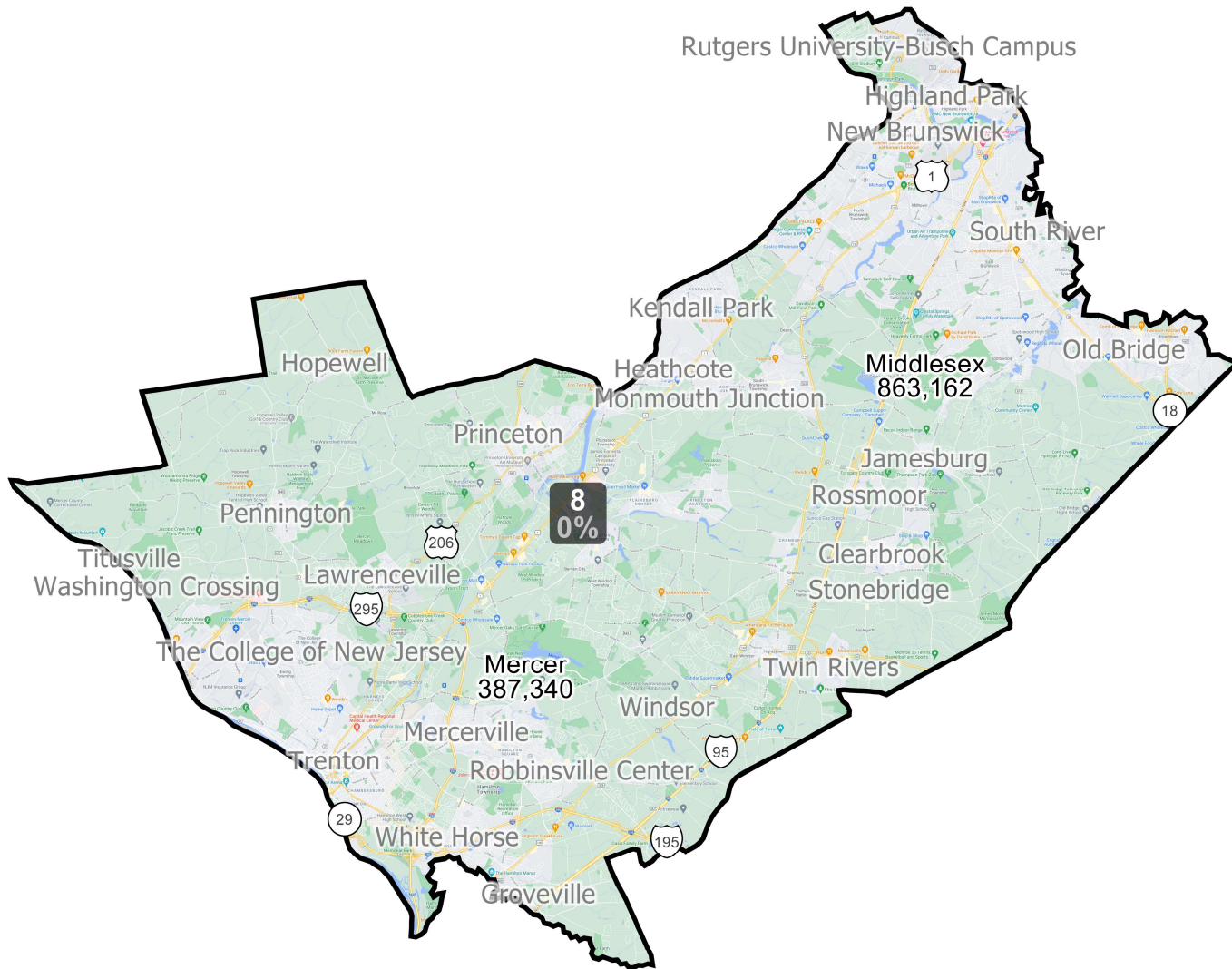
Field	Value
District	6
Population	774,083
Deviation	0
% Deviation	0%
% NH CVAP 19	90.8%
% NH White CVAP 19	75.6%
% NH Black CVAP 19	6.4%
% NH Asian CVAP 19	8.3%
% H CVAP 19	9.2%
% D 16_Pres	49.1%
% R 16_Pres	50.9%
ernate Schwartzberg	1.56
Polsby Popper	0.41
Perimeter	202.25
Reock	0.6
NH_Wht	489350
% NH_Wht	63.22%
AP_BlK	58484
% AP_BlK	7.56%
AP_Ind	10033
% AP_Ind	1.3%
AP_Asn	99455
% AP_Asn	12.85%
AP_Hwn	880
% AP_Hwn	0.11%
AP_Oth	105711
% AP_Oth	13.66%
Hispanic Origin	120322
% Hispanic Origin	15.54%
18+_Pop	611888
NH18+_Wht	405108
% NH18+_Wht	66.21%
18+_AP_BlK	42937
% 18+_AP_BlK	7.02%
18+_AP_Ind	7307
% 18+_AP_Ind	1.19%
18+_AP_Asn	72304
% 18+_AP_Asn	11.82%
18+_AP_Hwn	647
% 18+_AP_Hwn	0.11%

District: 7



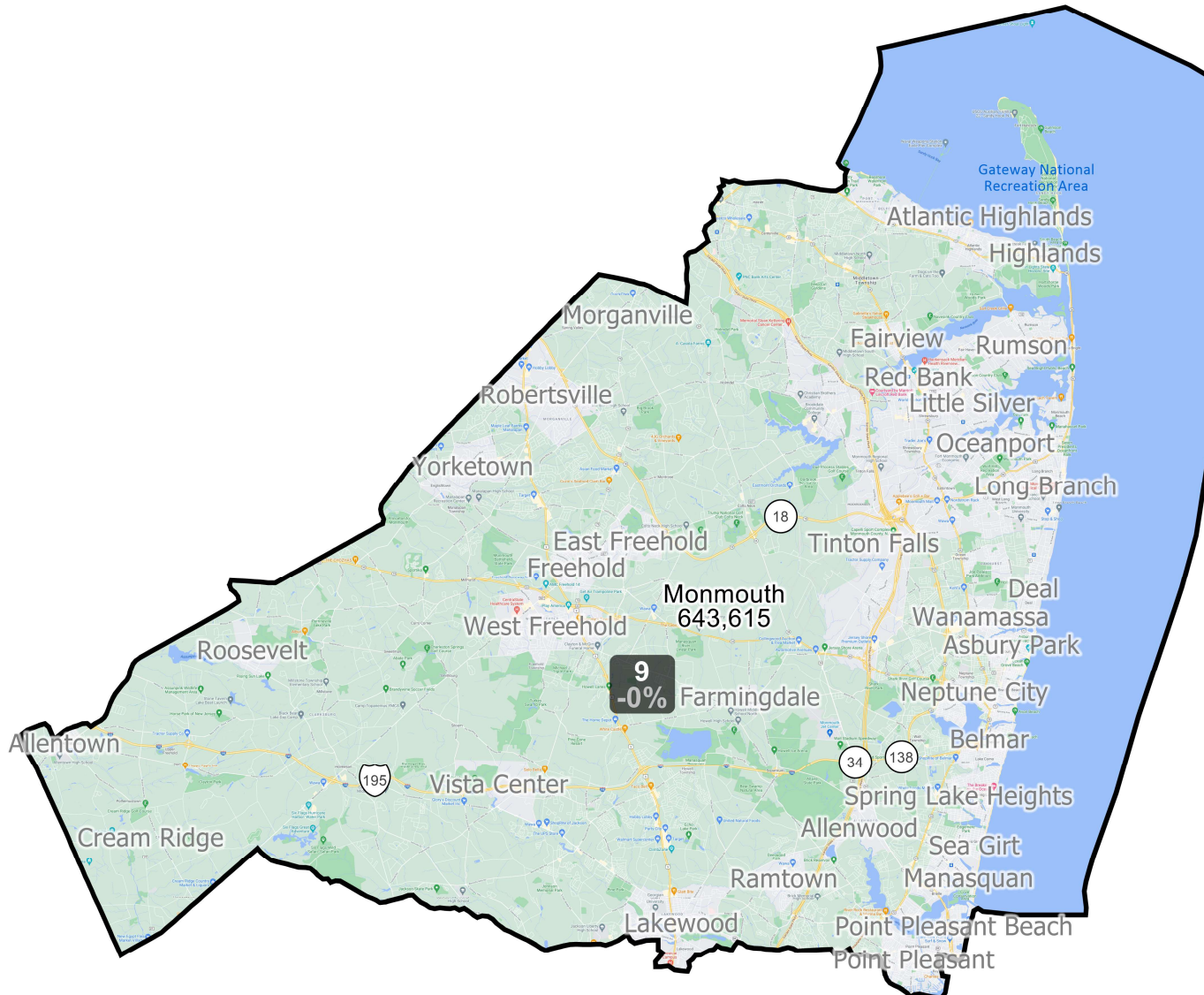
Field	Value
District	7
Population	774,082
Deviation	-1
% Deviation	-0%
% NH CVAP 19	80.6%
% NH White CVAP 19	51.6%
% NH Black CVAP 19	16.2%
% NH Asian CVAP 19	12.0%
% H CVAP 19	19.4%
% D 16_Pres	62.3%
% R 16_Pres	37.7%
ernate Schwartzberg	1.94
Polsby Popper	0.27
Perimeter	100.37
Reock	0.49
NH_Wht	296978
% NH_Wht	38.37%
AP_BlK	130662
% AP_BlK	16.88%
AP_Ind	12011
% AP_Ind	1.55%
AP_Asn	151452
% AP_Asn	19.57%
AP_Hwn	1250
% AP_Hwn	0.16%
AP_Oth	170608
% AP_Oth	22.04%
Hispanic Origin	199982
% Hispanic Origin	25.83%
18+_Pop	601867
NH18+_Wht	249090
% NH18+_Wht	41.39%
18+_AP_BlK	99167
% 18+_AP_BlK	16.48%
18+_AP_Ind	8669

District: 8



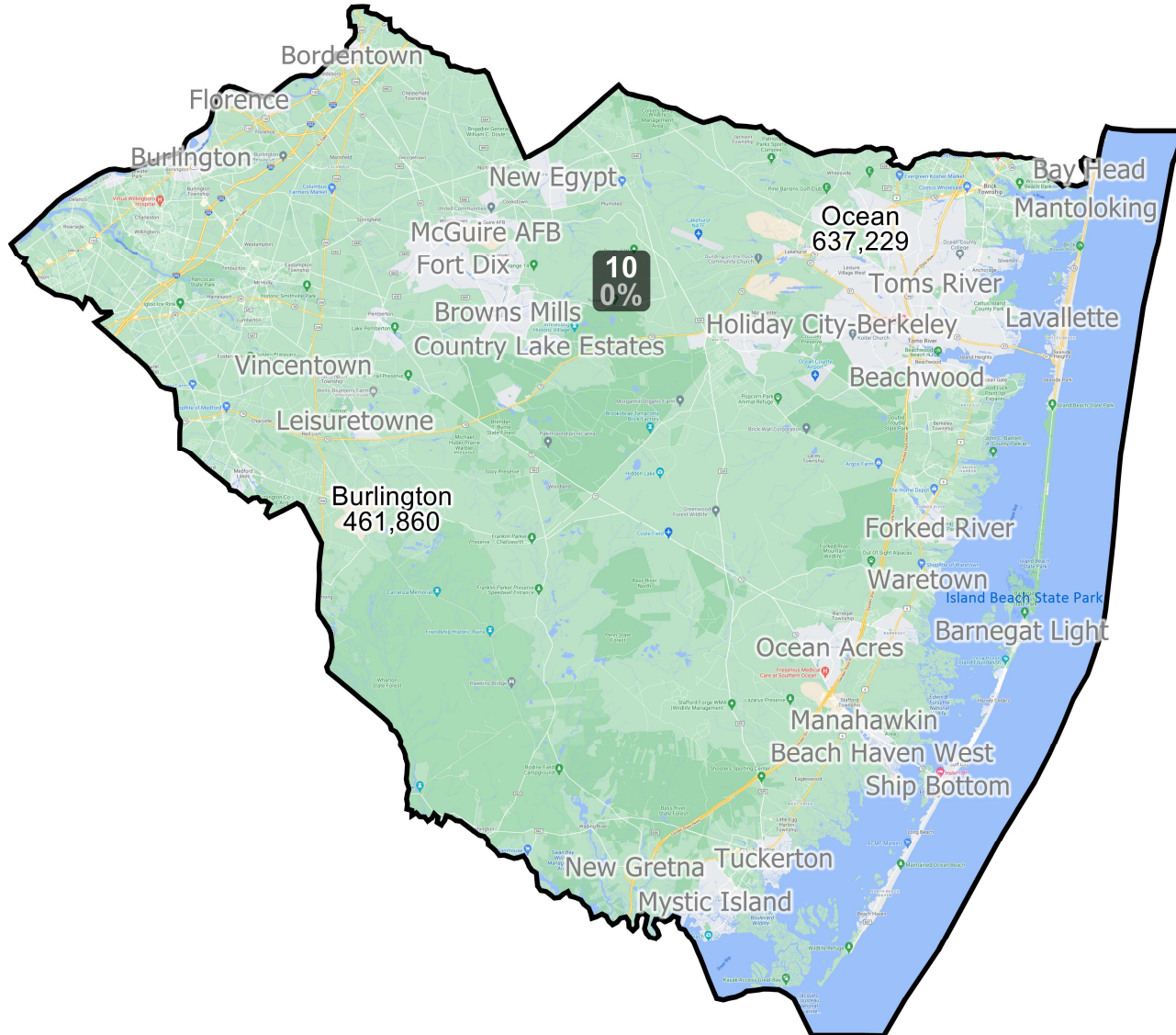
Field	Value
District	8
Population	774,083
Deviation	0
% Deviation	0%
% NH CVAP 19	88.9%
% NH White CVAP 19	59.4%
% NH Black CVAP 19	15.5%
% NH Asian CVAP 19	13.5%
% H CVAP 19	11.1%
% D 16_Pres	65.3%
% R 16_Pres	34.7%
ernate Schwartzberg	1.84
Polsby Popper	0.3
Perimeter	132.91
Reock	0.42
NH_Wht	339082
% NH_Wht	43.8%
AP_BlK	121872
% AP_BlK	15.74%
AP_Ind	11632
% AP_Ind	1.5%
AP_Asn	156003
% AP_Asn	20.15%
AP_Hwn	1270
% AP_Hwn	0.16%
AP_Oth	137103
% AP_Oth	17.71%
Hispanic Origin	157202
% Hispanic Origin	20.31%
18+_Pop	612270
NH18+_Wht	290473
% NH18+_Wht	47.44%
18+_AP_BlK	92486
% 18+_AP_BlK	15.11%
18+_AP_Ind	8322

District: 9



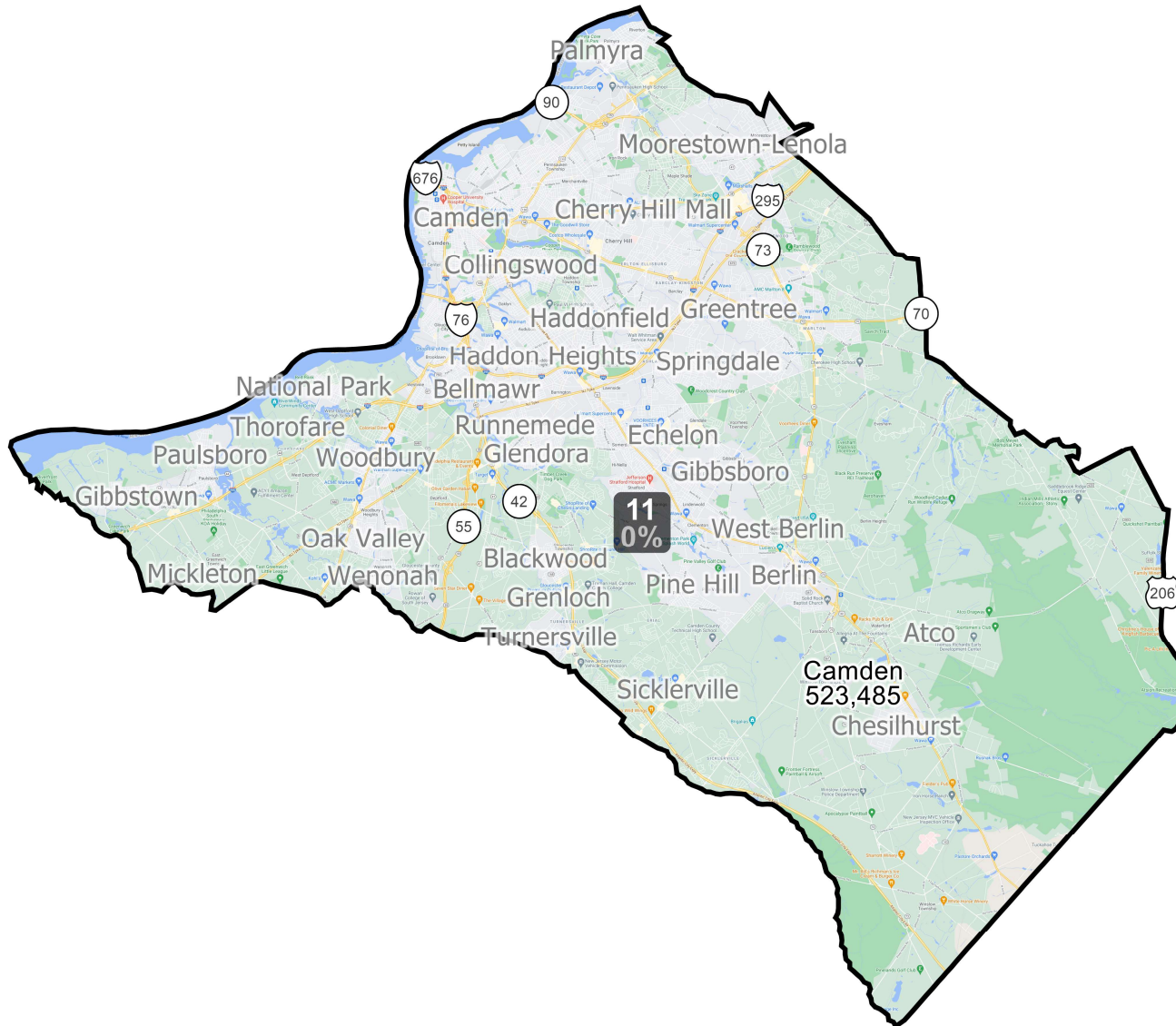
Field	Value
District	9
Population	774,082
Deviation	-1
% Deviation	-0%
% NH CVAP 19	93.3%
% NH White CVAP 19	82.3%
% NH Black CVAP 19	6.2%
% NH Asian CVAP 19	4.3%
% H CVAP 19	6.7%
% D 16_Pres	42.6%
% R 16_Pres	57.4%
ernate Schwartzberg	1.42
Polsby Popper	0.5
Perimeter	133.28
Reock	0.45
NH_Wht	573914
% NH_Wht	74.14%
AP_BlK	51549
% AP_BlK	6.66%
AP_Ind	9067
% AP_Ind	1.17%
AP_Asn	42887
% AP_Asn	5.54%
AP_Hwn	798
% AP_Hwn	0.1%
AP_Oth	86247
% AP_Oth	11.14%
Hispanic Origin	93127
% Hispanic Origin	12.03%
18+_Pop	588503
NH18+_Wht	445146
% NH18+_Wht	75.64%
18+_AP_BlK	38675
% 18+_AP_BlK	6.57%
18+_AP_Ind	6638

District: 10



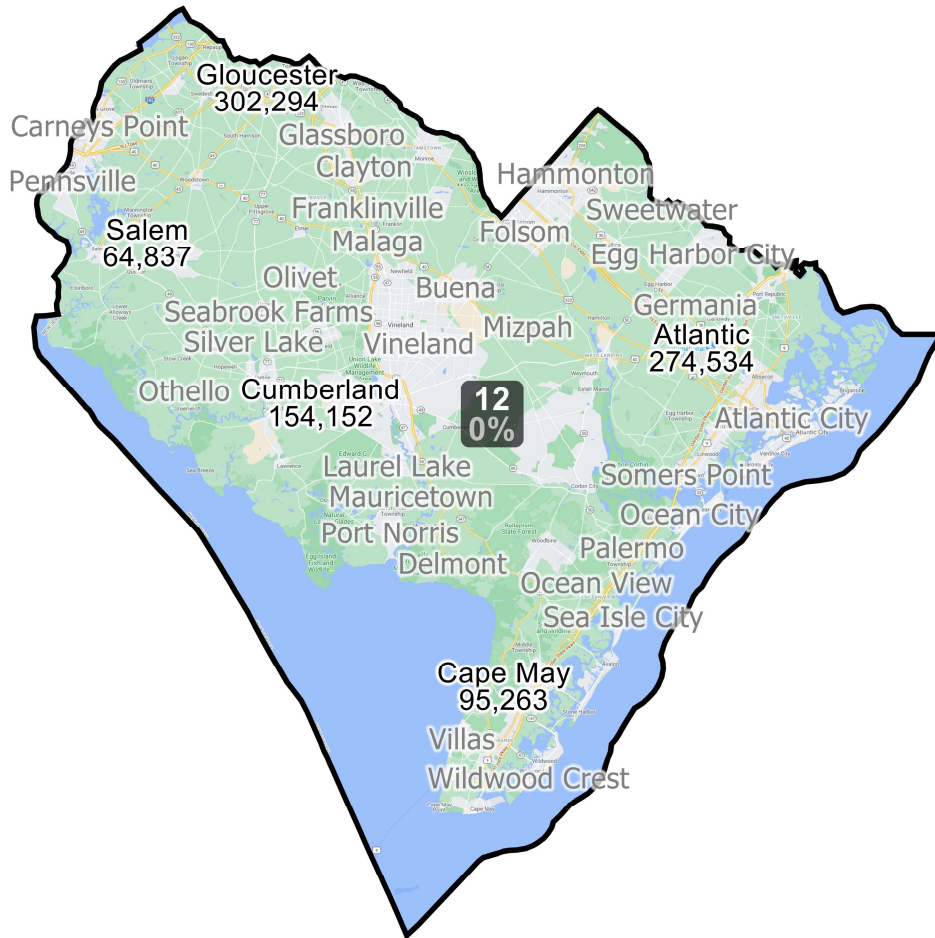
Field	Value
District	10
Population	774,084
Deviation	1
% Deviation	0%
% NH CVAP 19	93.6%
% NH White CVAP 19	79.4%
% NH Black CVAP 19	10.5%
% NH Asian CVAP 19	2.7%
% H CVAP 19	6.4%
% D 16_Pres	43.9%
% R 16_Pres	56.1%
ernate Schwartzberg	1.49
Polsby Popper	0.45
Perimeter	208.56
Reock	0.53
NH_Wht	557814
% NH_Wht	72.06%
AP_BlK	96401
% AP_BlK	12.45%
AP_Ind	12582
% AP_Ind	1.63%
AP_Asn	34340
% AP_Asn	4.44%
AP_Hwn	1015
% AP_Hwn	0.13%
AP_Oth	65043
% AP_Oth	8.4%
Hispanic Origin	76208
% Hispanic Origin	9.84%
18+_Pop	616623
NH18+_Wht	459361
% NH18+_Wht	74.5%
18+_AP_BlK	71714
% 18+_AP_BlK	11.63%
18+_AP_Ind	9149

District: 11



Field	Value
District	11
Population	774,083
Deviation	0
% Deviation	0%
% NH CVAP 19	90.5%
% NH White CVAP 19	69.5%
% NH Black CVAP 19	15.8%
% NH Asian CVAP 19	4.5%
% H CVAP 19	9.5%
% D 16_Pres	62.4%
% R 16_Pres	37.6%
ernate Schwartzberg	1.59
Polsby Popper	0.4
Perimeter	112.12
Reock	0.44
NH_Wht	466718
% NH_Wht	60.29%
AP_BlK	142529
% AP_BlK	18.41%
AP_Ind	13449
% AP_Ind	1.74%
AP_Asn	52341
% AP_Asn	6.76%
AP_Hwn	1409
% AP_Hwn	0.18%
AP_Oth	92816
% AP_Oth	11.99%
Hispanic Origin	113279
% Hispanic Origin	14.63%
18+_Pop	604372
NH18+_Wht	385461
% NH18+_Wht	63.78%
18+_AP_BlK	102640
% 18+_AP_BlK	16.98%
18+_AP_Ind	9565

District: 12



Field	Value
District	12
Population	774,083
Deviation	0
% Deviation	0%
% NH CVAP 19	89.4%
% NH White CVAP 19	71.7%
% NH Black CVAP 19	13.4%
% NH Asian CVAP 19	3.4%
% H CVAP 19	10.6%
% D 16_Pres	49.0%
% R 16_Pres	51.0%
ernate Schwartzberg	1.43
Polsby Popper	0.49
Perimeter	258.46
Reock	0.53
NH_Wht	480069
% NH_Wht	62.02%
AP_BlK	120058
% AP_BlK	15.51%
AP_Ind	16602
% AP_Ind	2.14%
AP_Asn	36969
% AP_Asn	4.78%
AP_Hwn	1562
% AP_Hwn	0.2%
AP_Oth	108100
% AP_Oth	13.96%
Hispanic Origin	133642
% Hispanic Origin	17.26%
18+_Pop	611203
NH18+_Wht	401540
% NH18+_Wht	65.7%
18+_AP_BlK	86134
% 18+_AP_BlK	14.09%
18+_AP_Ind	11943
% 18+_AP_Ind	1.95%
18+_AP_Asn	27866
% 18+_AP_Asn	4.56%
18+_AP_Hwn	1056
% 18+_AP_Hwn	0.17%