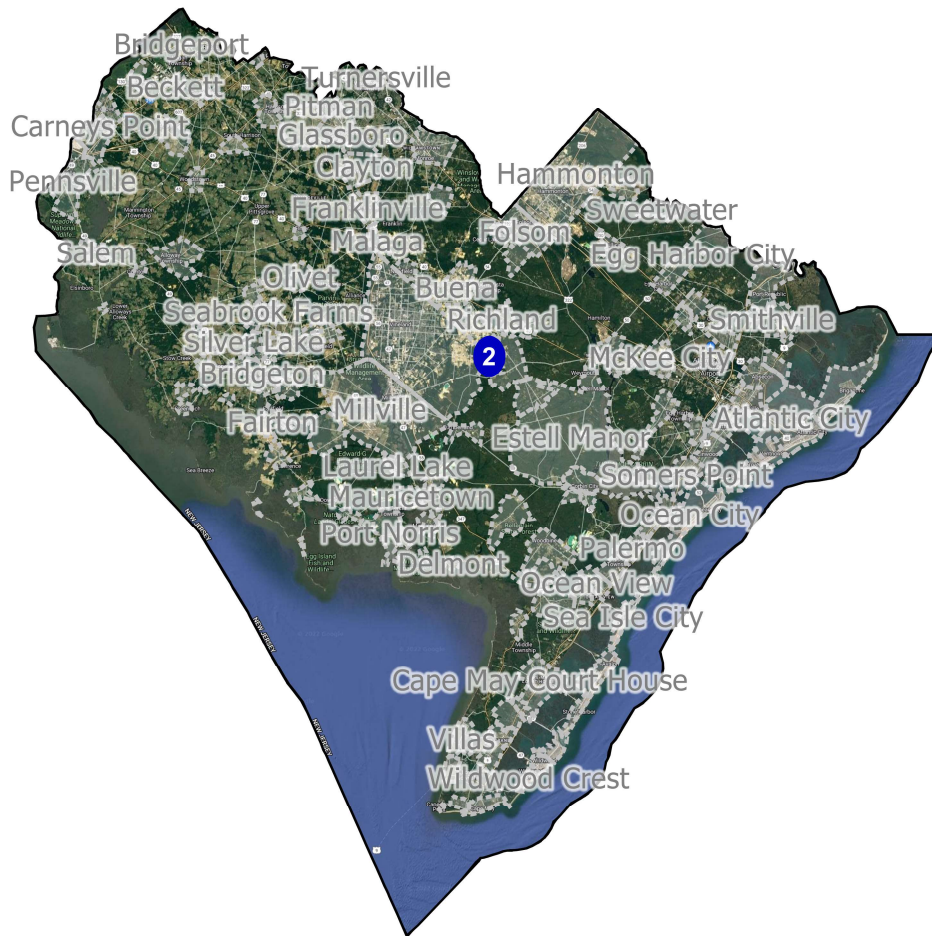


# District: 1



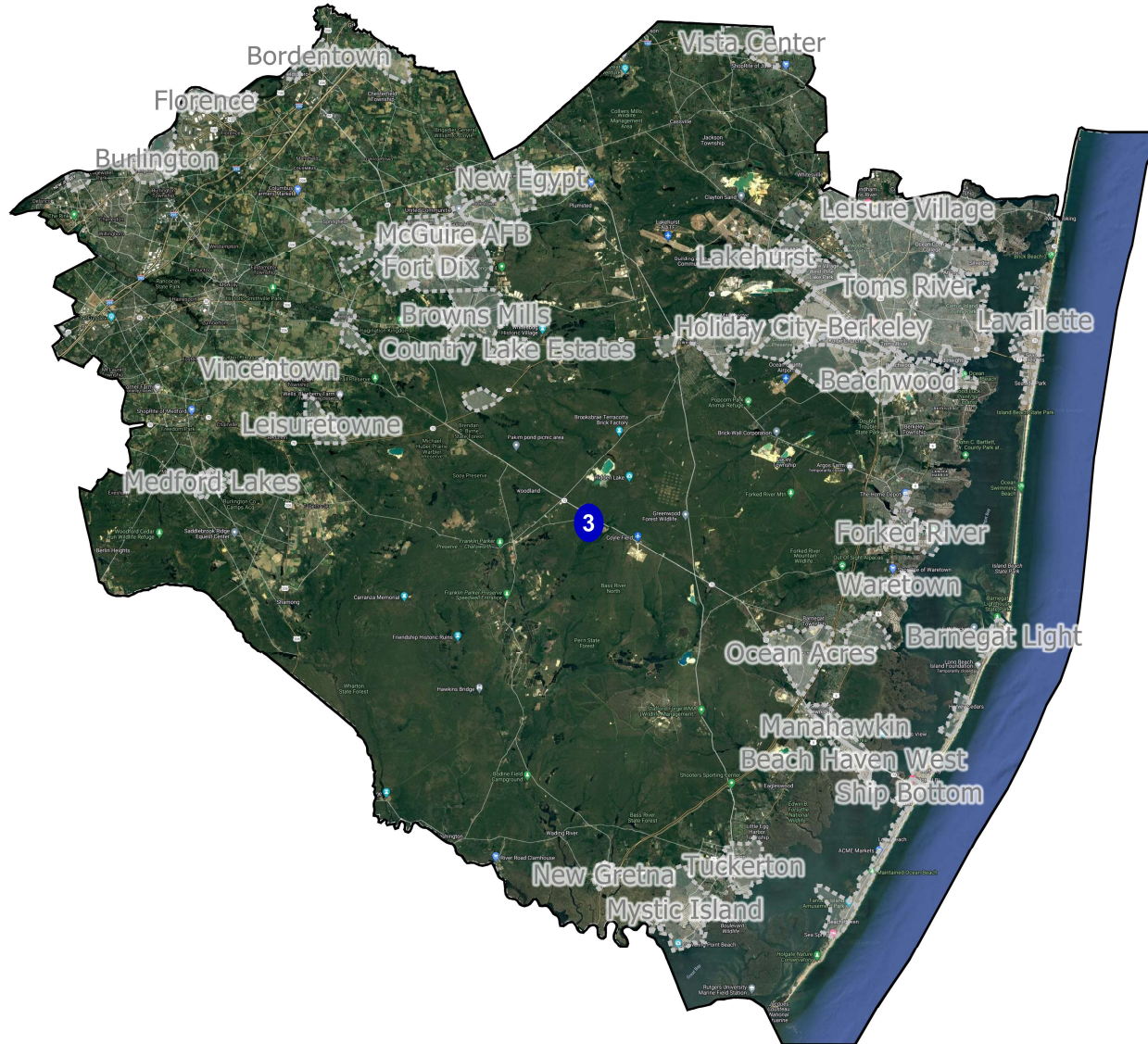
Field	Value
District	1
Adj_Population	773586
% NH White CVAP 19	69.36%
% NH Black CVAP 19	16.01%
% NH Asian CVAP 19	4.47%
% H CVAP 19	9.52%
% 16_Pres D	60.62%
% 16_Pres R	35.99%
% 20_Pres D	62.53%
% 20_Pres R	36.14%

## District: 2



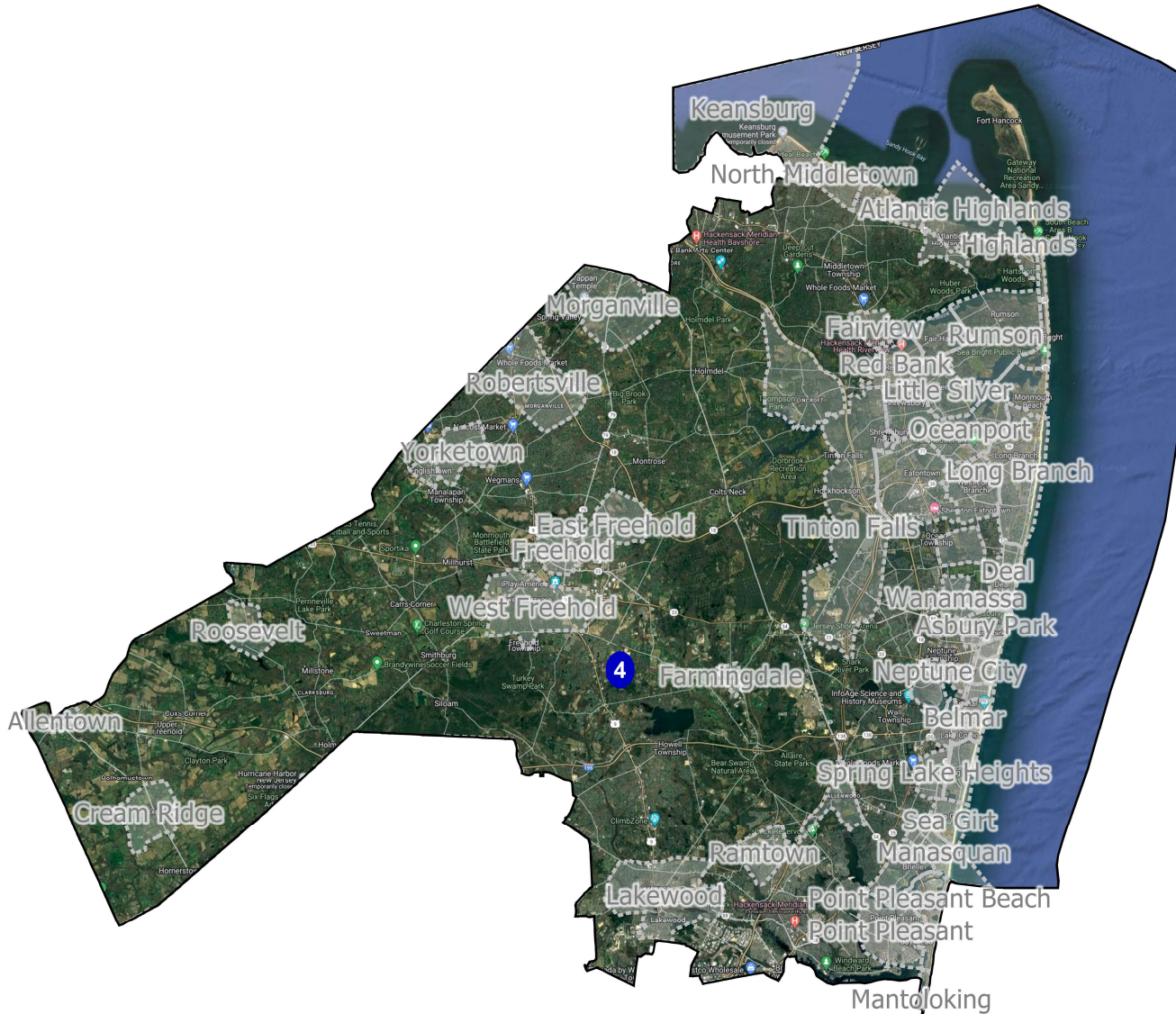
Field	Value
District	2
Adj_Population	773585
% NH White CVAP 19	71.7%
% NH Black CVAP 19	13.37%
% NH Asian CVAP 19	3.41%
% H CVAP 19	10.54%
% 16_Pres D	47.35%
% 16_Pres R	49.28%
% 20_Pres D	49.08%
% 20_Pres R	49.6%

# District: 3



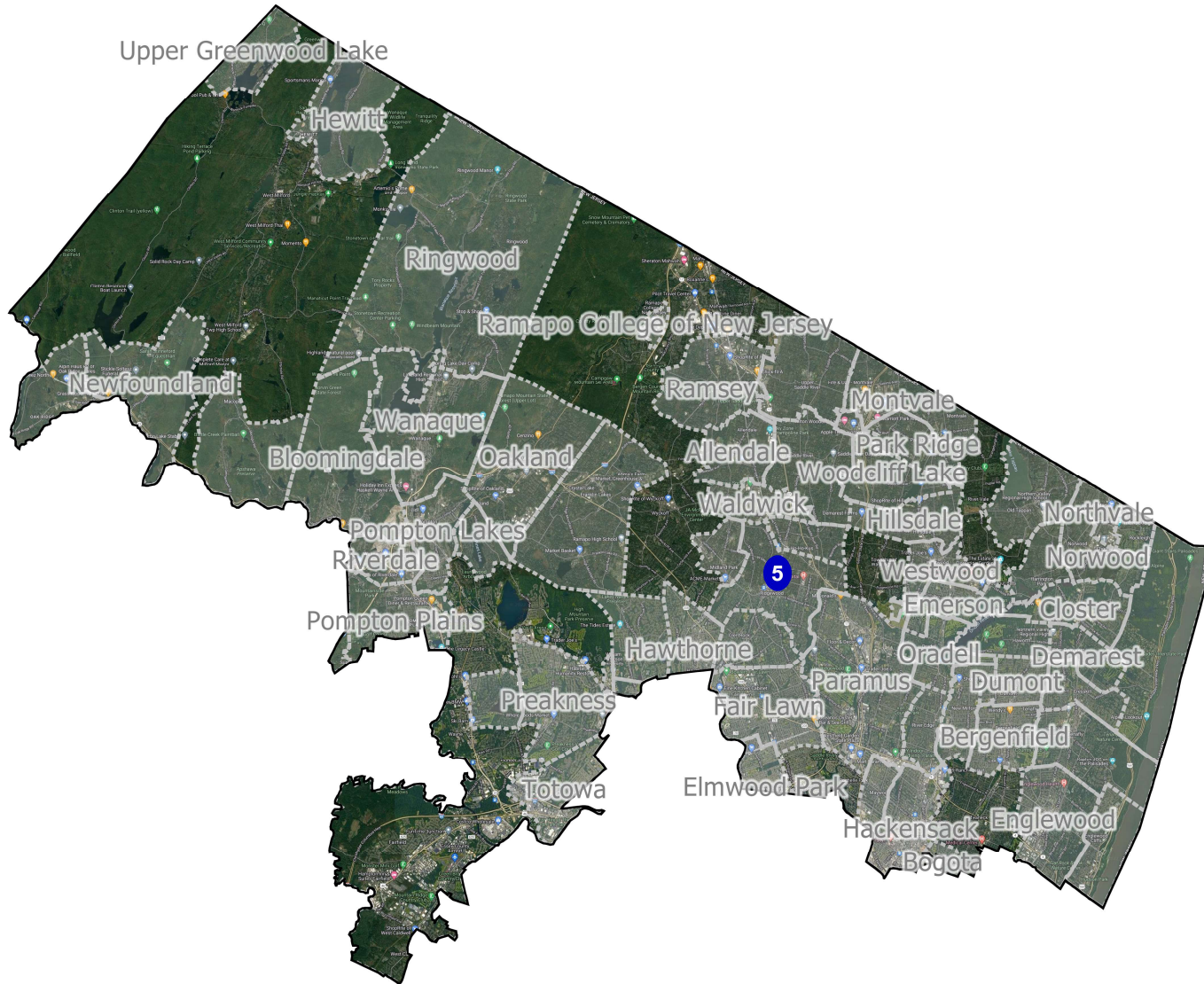
Field	Value
District	3
Adj_Population	773585
% NH White CVAP 19	79.36%
% NH Black CVAP 19	10.41%
% NH Asian CVAP 19	2.78%
% H CVAP 19	6.57%
% 16_Pres D	42.32%
% 16_Pres R	54.43%
% 20_Pres D	45.76%
% 20_Pres R	52.9%

# District: 4



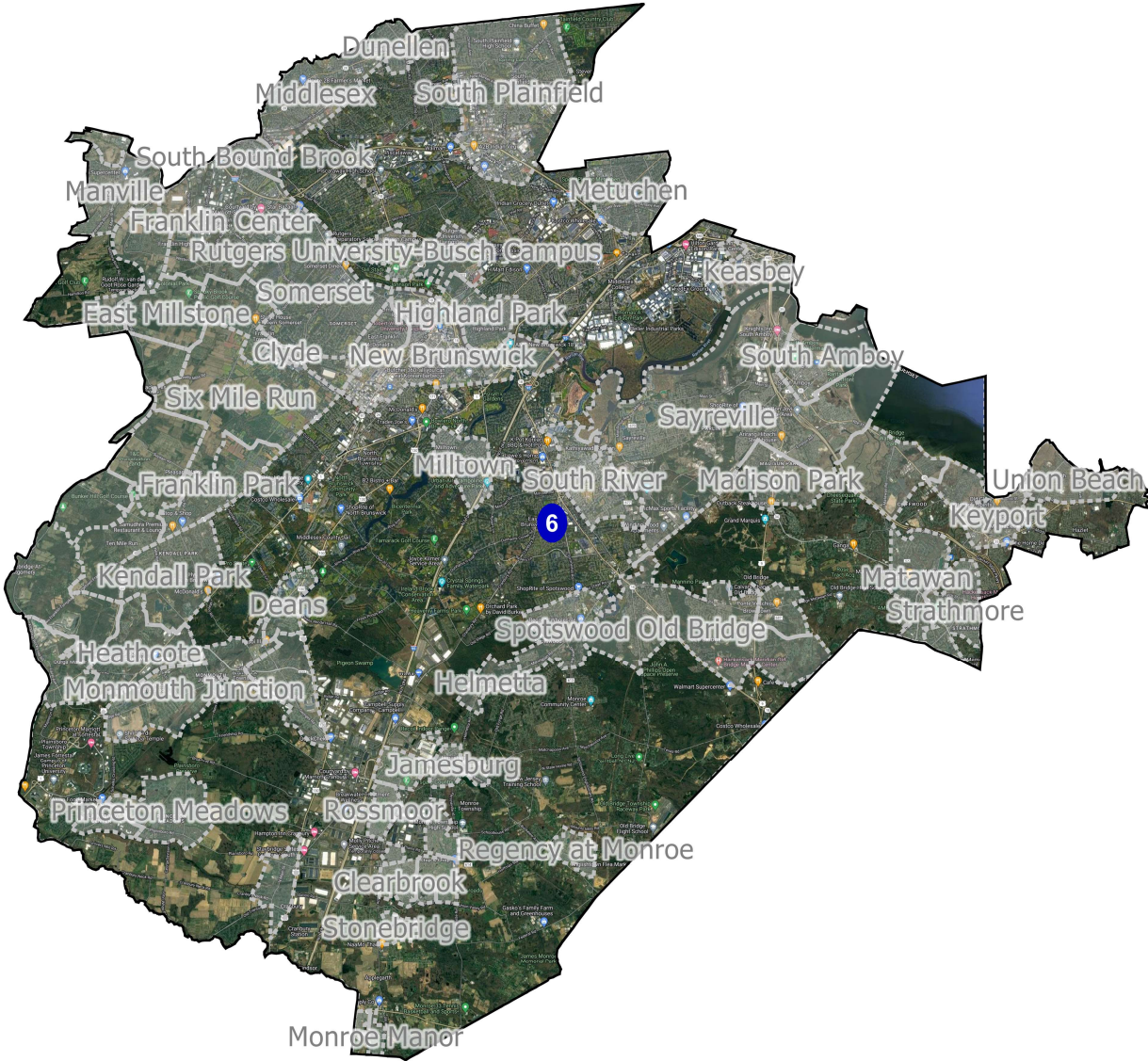
Field	Value
District	4
Adj_Population	773584
% NH White CVAP 19	82.41%
% NH Black CVAP 19	6.19%
% NH Asian CVAP 19	4.28%
% H CVAP 19	6.68%
% 16_Pres D	41.29%
% 16_Pres R	55.5%
% 20_Pres D	44.88%
% 20_Pres R	53.86%

# District: 5



Field	Value
District	5
Adj_Population	773586
% NH White CVAP 19	71.56%
% NH Black CVAP 19	6.01%
% NH Asian CVAP 19	9.77%
% H CVAP 19	12.16%
% 16_Pres D	51%
% 16_Pres R	45.91%
% 20_Pres D	54.53%
% 20_Pres R	44.28%

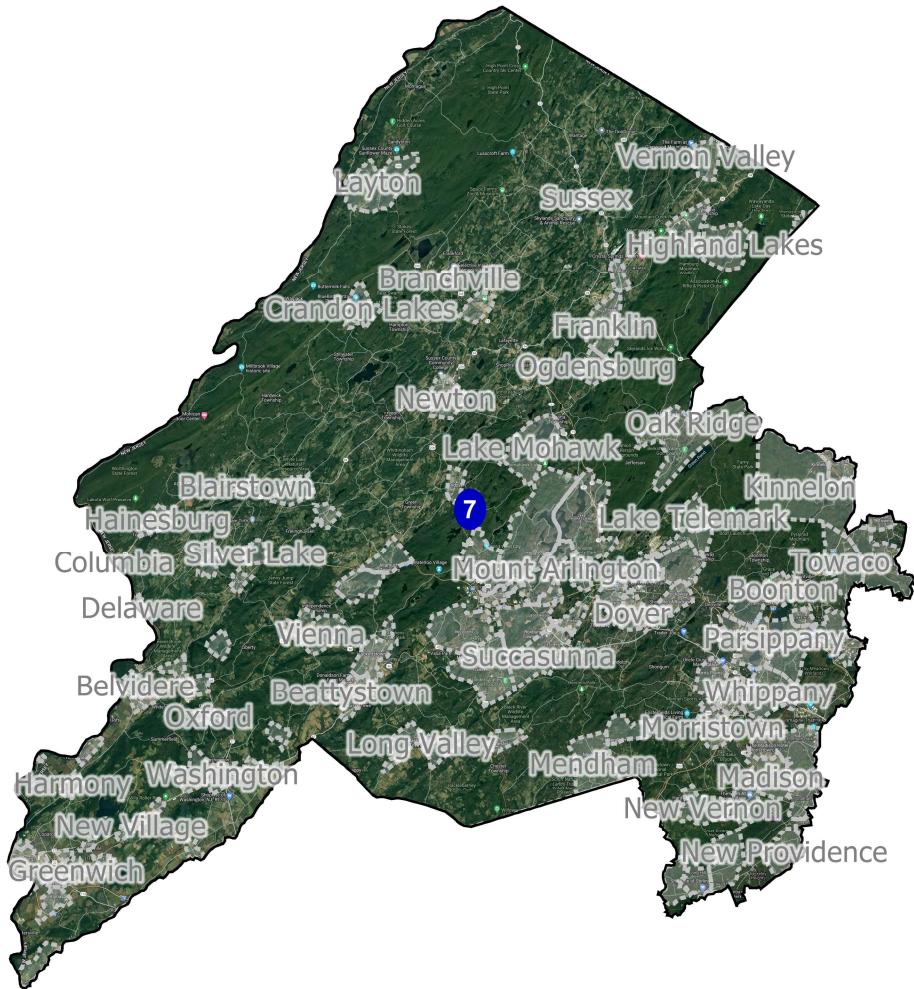
# District: 6



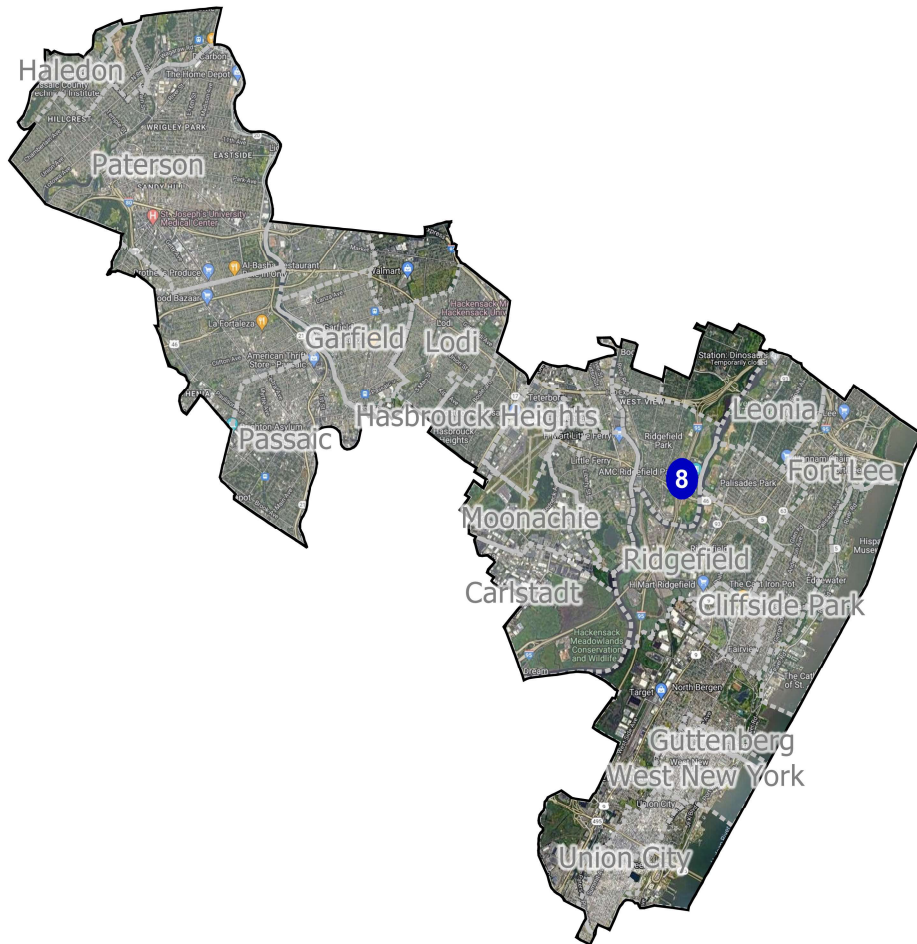
Field	Value
District	6
Adj_Population	773584
% NH White CVAP 19	58.44%
% NH Black CVAP 19	12.29%
% NH Asian CVAP 19	16.12%
% H CVAP 19	12.53%
% 16_Pres D	57.7%
% 16_Pres R	39.05%
% 20_Pres D	59.97%
% 20_Pres R	38.7%

# District: 7

Field	Value
District	7
Adj_Population	773584
% NH White CVAP 19	81.58%
% NH Black CVAP 19	3.41%
% NH Asian CVAP 19	6.12%
% H CVAP 19	8.48%
% 16_Pres D	42.23%
% 16_Pres R	53.88%
% 20_Pres D	48%
% 20_Pres R	50.39%



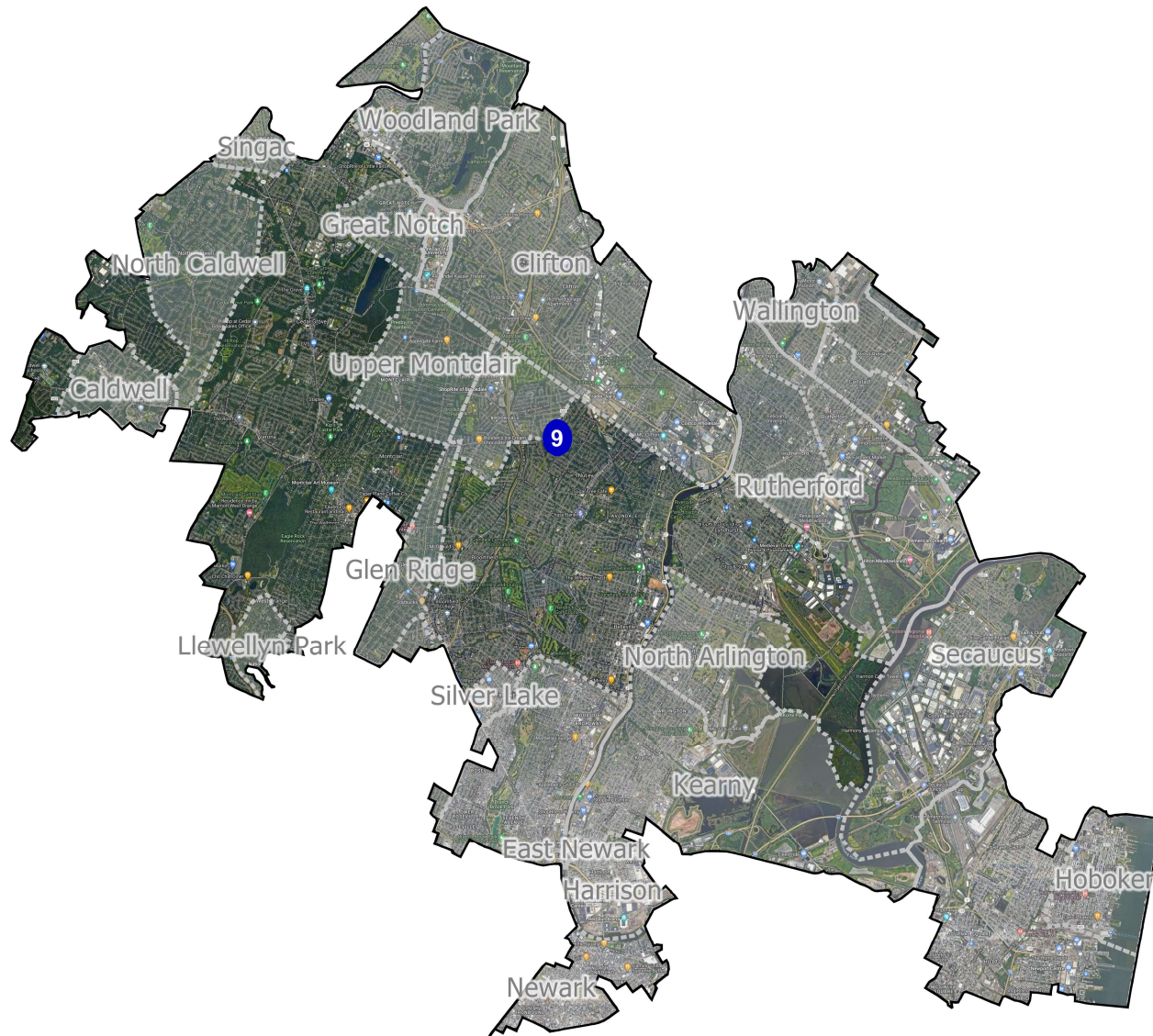
# District: 8



Field	Value
District	8
Adj_Population	773584
% NH White CVAP 19	32.96%
% NH Black CVAP 19	10.56%
% NH Asian CVAP 19	10.41%
% H CVAP 19	45.63%
% 16_Pres D	72.11%
% 16_Pres R	25.53%
% 20_Pres D	66.4%
% 20_Pres R	32.68%

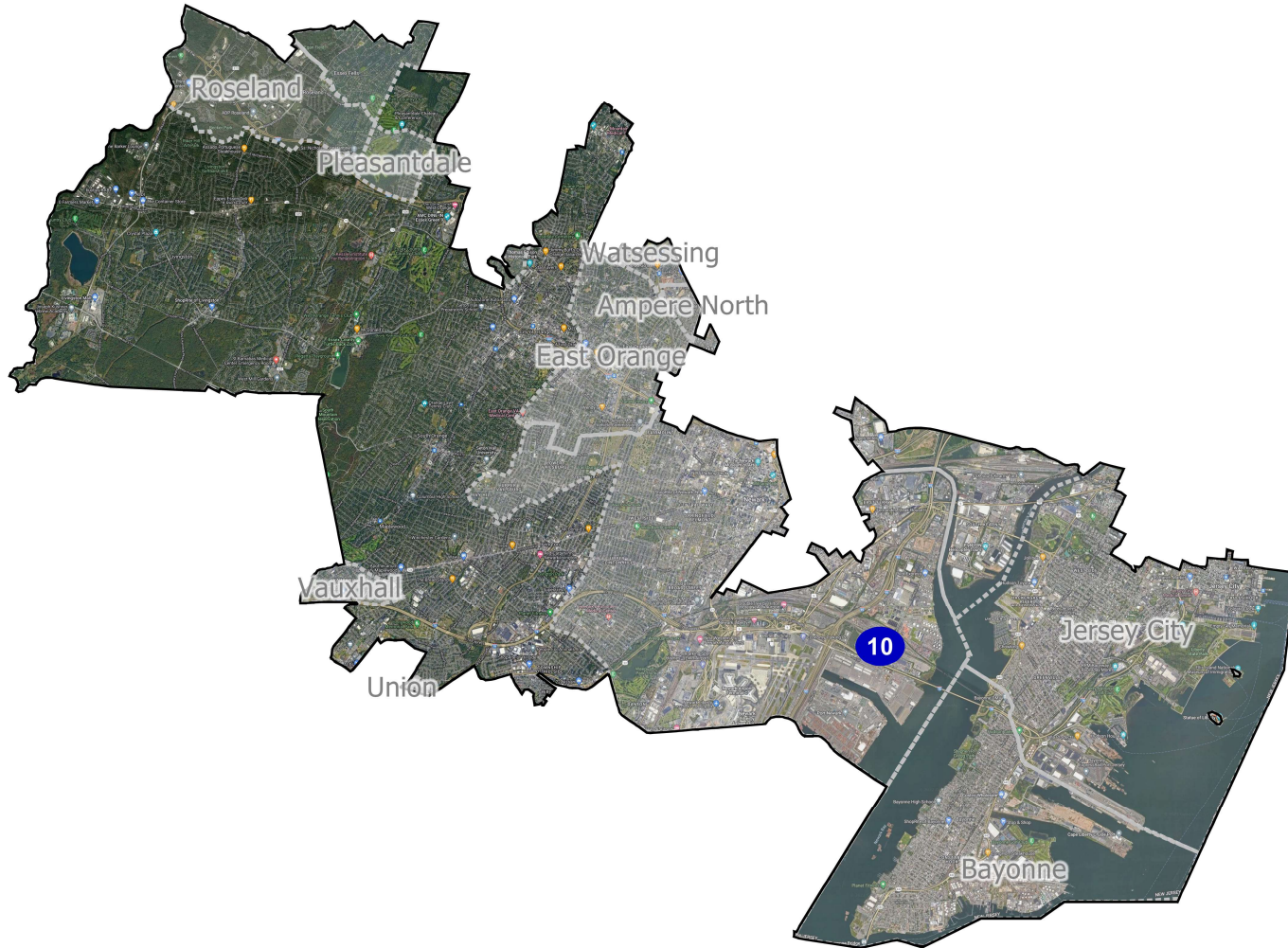


# District: 9



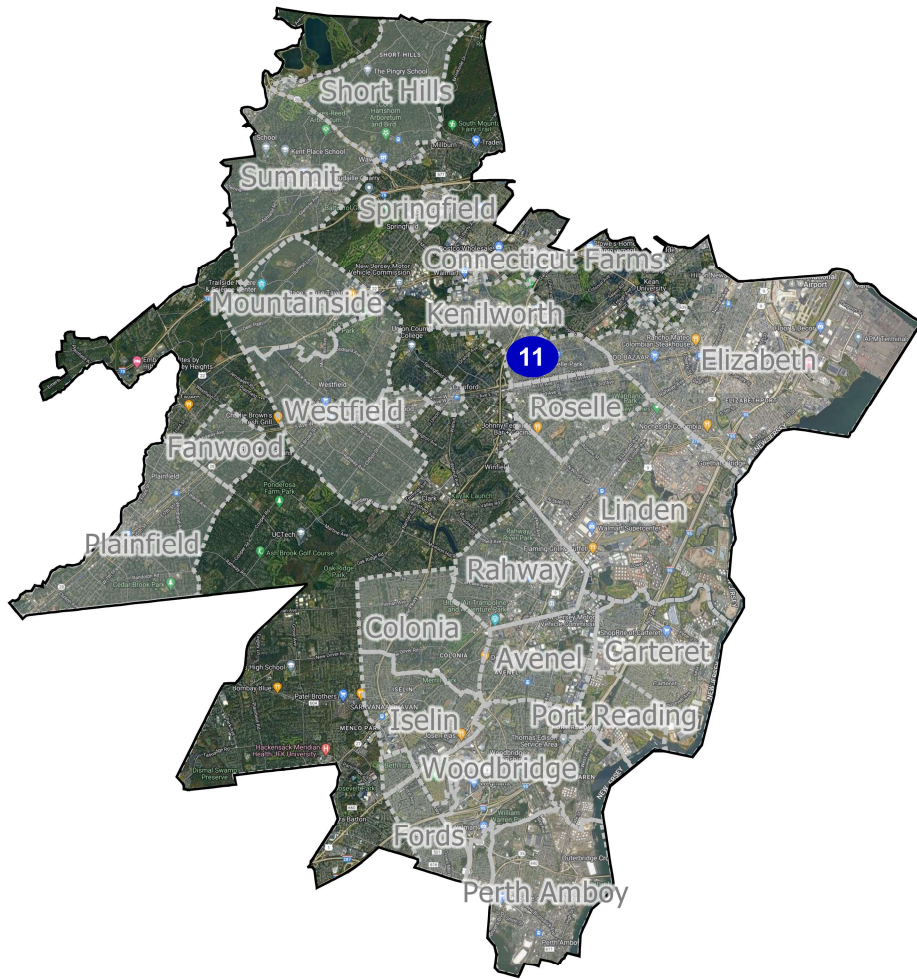
Field	Value
District	9
Adj_Population	773585
% NH White CVAP 19	55.94%
% NH Black CVAP 19	8.69%
% NH Asian CVAP 19	8.54%
% H CVAP 19	26.11%
% 16_Pres D	63.69%
% 16_Pres R	33.21%
% 20_Pres D	64.94%
% 20_Pres R	33.91%

# District: 10



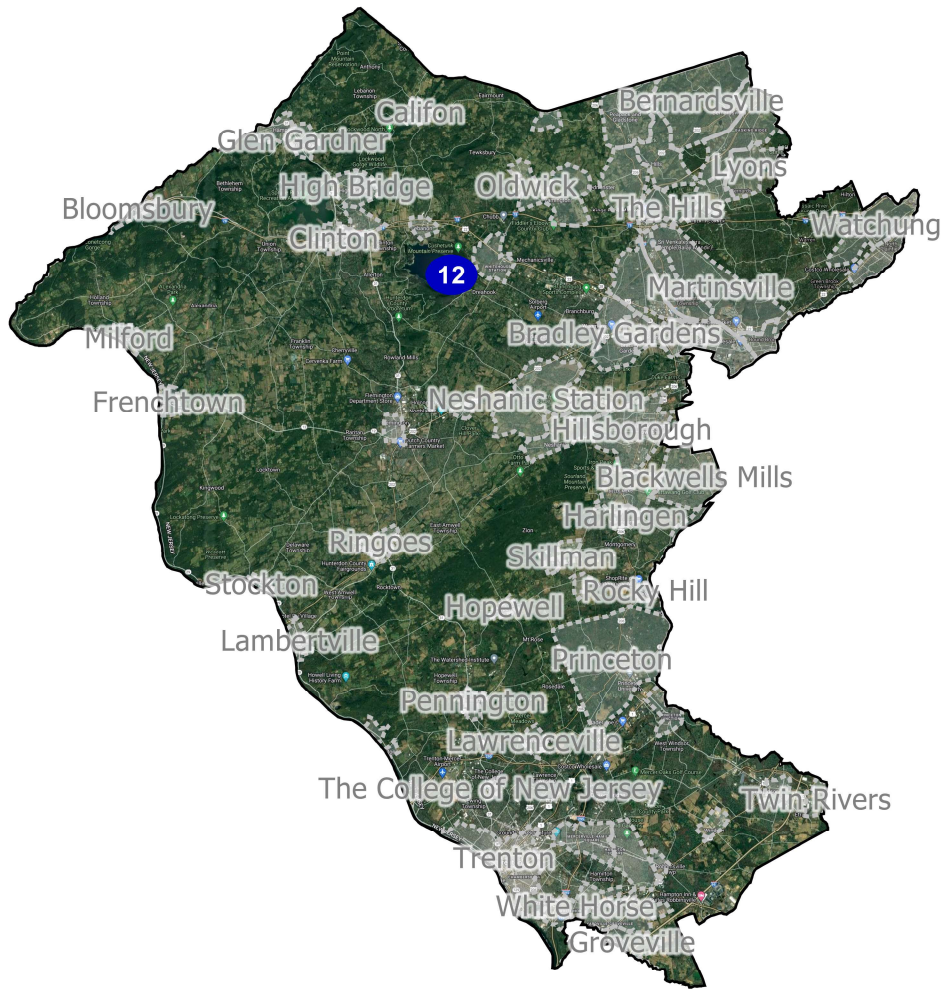
Field	Value
District	10
Adj_Population	773584
% NH White CVAP 19	25.31%
% NH Black CVAP 19	52.07%
% NH Asian CVAP 19	6.87%
% H CVAP 19	14.92%
% 16_Pres D	84.28%
% 16_Pres R	13.75%
% 20_Pres D	82.89%
% 20_Pres R	16.29%

# District: 11



Field	Value
District	11
Adj_Population	773584
% NH White CVAP 19	47.32%
% NH Black CVAP 19	17.89%
% NH Asian CVAP 19	9.23%
% H CVAP 19	24.97%
% 16_Pres D	65.24%
% 16_Pres R	31.89%
% 20_Pres D	65.78%
% 20_Pres R	33.15%

# District: 12



Field	Value
District	12
Adj_Population	773585
% NH White CVAP 19	68.99%
% NH Black CVAP 19	12.1%
% NH Asian CVAP 19	9.41%
% H CVAP 19	9.01%
% 16_Pres D	56.07%
% 16_Pres R	40.04%
% 20_Pres D	60.33%
% 20_Pres R	38.13%