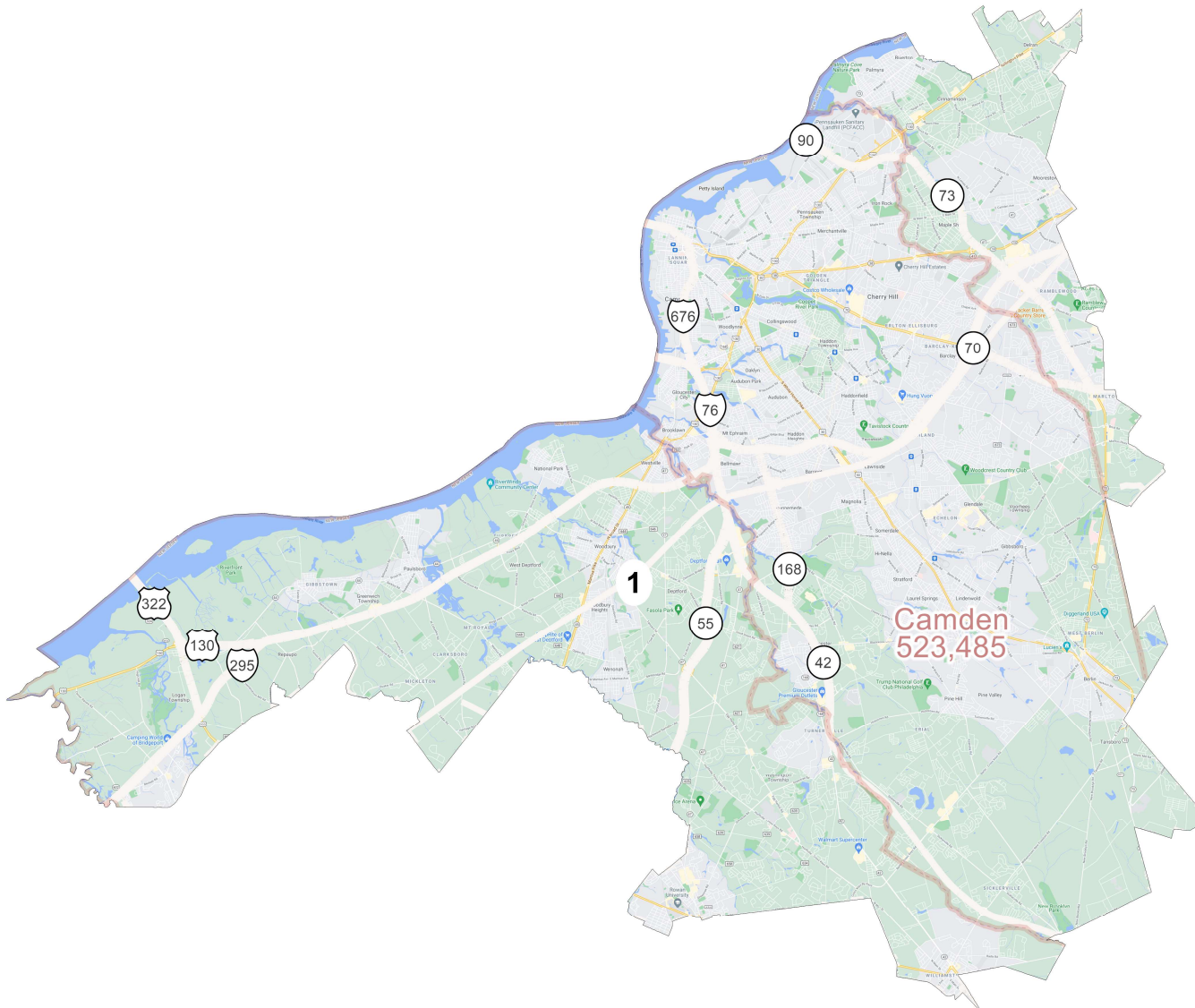
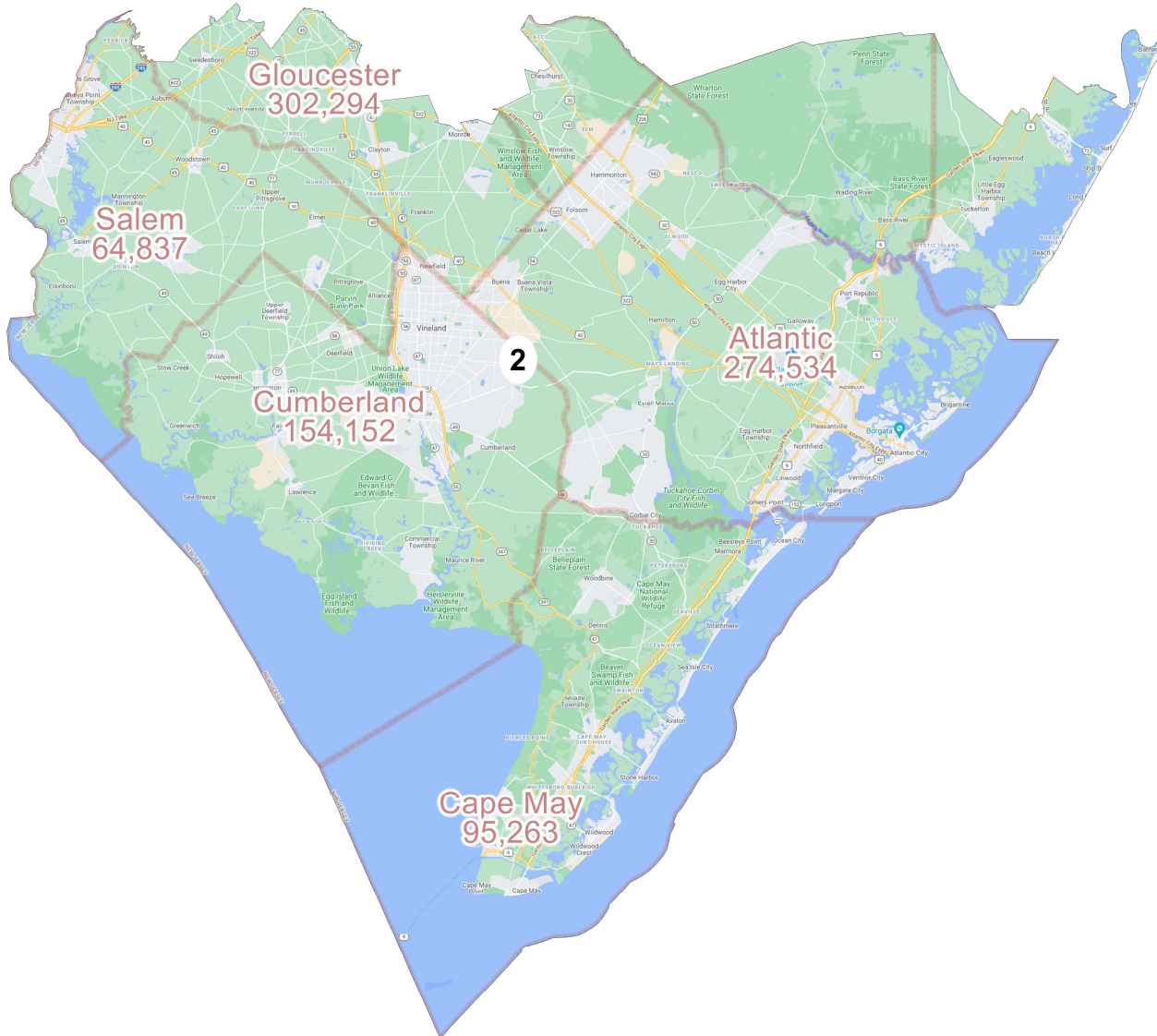


District: 1



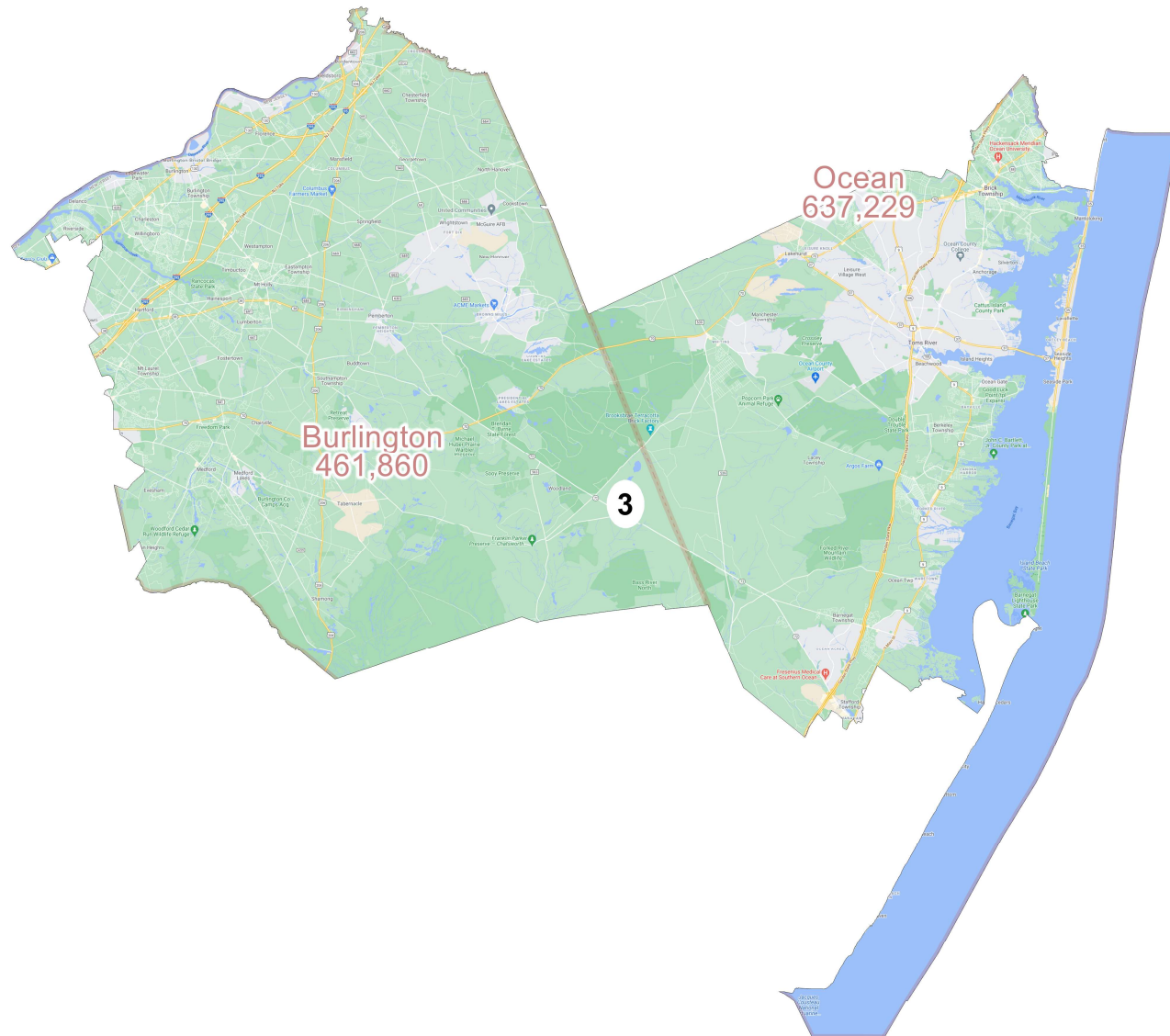
Field	Value
District	1
Population	774083
Deviation	0
% Deviation	0%
ernate Schwartzberg	2.05
Polsby Popper	0.24
Perimeter	129.29
Reock	0.39
NH_Wht	463983
% NH_Wht	59.94%
AP_Blk	145574
% AP_Blk	18.81%
AP_Ind	13476
% AP_Ind	1.74%
AP_Asn	50671
% AP_Asn	6.55%
AP_Hwn	1405
% AP_Hwn	0.18%
AP_Oth	93932
% AP_Oth	12.13%
Hispanic Origin	114030
% Hispanic Origin	14.73%
18+_Pop	605050
NH18+_Wht	383590
% NH18+_Wht	63.4%
18+_AP_Blk	104971
% 18+_AP_Blk	17.35%
18+_AP_Ind	9590
% 18+_AP_Ind	1.58%
18+_AP_Asn	37773
% 18+_AP_Asn	6.24%
18+_AP_Hwn	980
% 18+_AP_Hwn	0.16%
18+_AP_Oth	64977
% 18+_AP_Oth	10.74%

District: 2



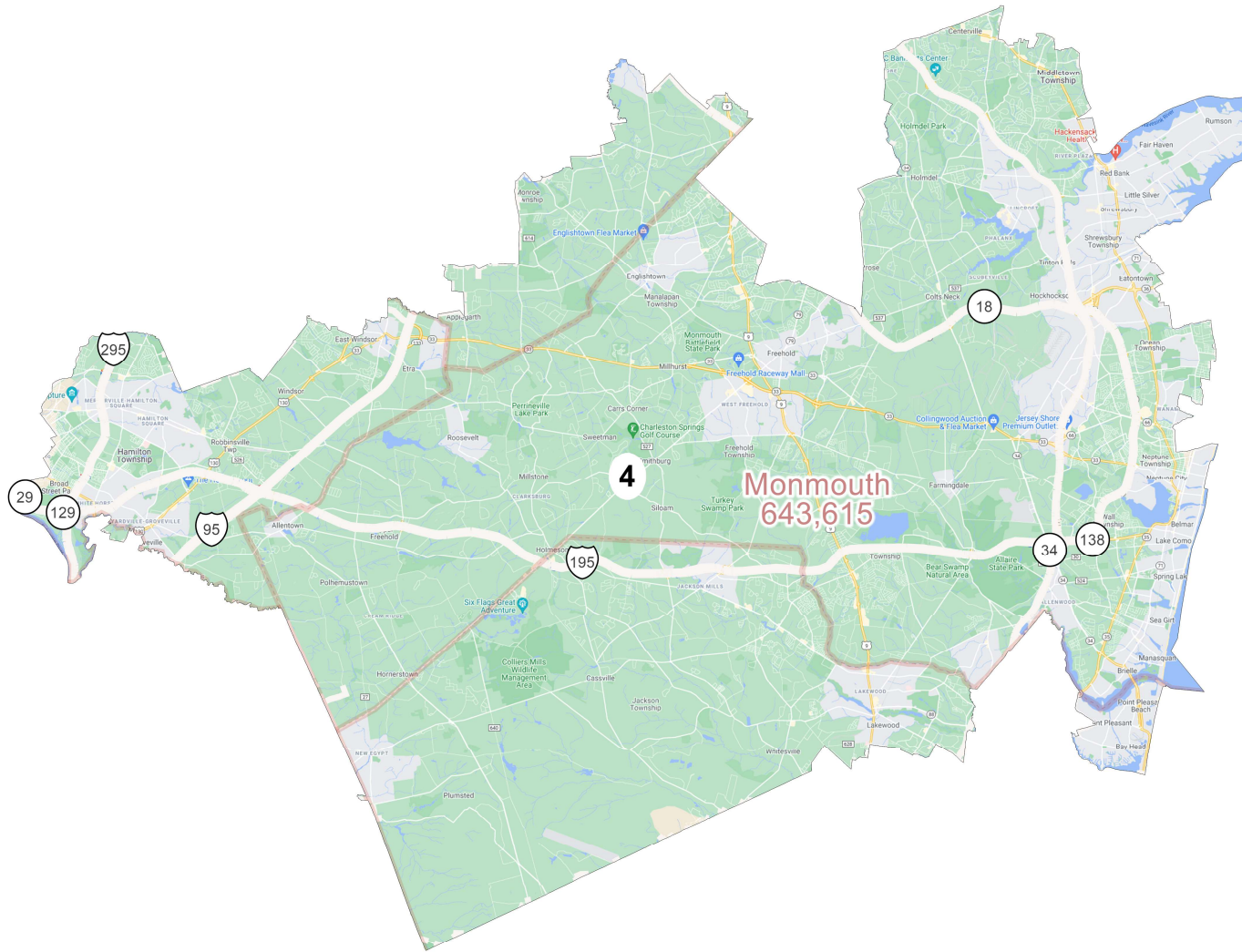
Field	Value
District	2
Population	774083
Deviation	0
% Deviation	0%
ernate Schwartzberg	1.64
Polsby Popper	0.37
Perimeter	316.08
Reock	0.48
NH_Wht	485416
% NH_Wht	62.71%
AP_BlK	115840
% AP_BlK	14.96%
AP_Ind	16831
% AP_Ind	2.17%
AP_Asn	34989
% AP_Asn	4.52%
AP_Hwn	1527
% AP_Hwn	0.2%
AP_Oth	108628
% AP_Oth	14.03%
Hispanic Origin	133996
% Hispanic Origin	17.31%
18+_Pop	613129
NH18+_Wht	407736
% NH18+_Wht	66.5%
18+_AP_BlK	82930
% 18+_AP_BlK	13.53%
18+_AP_Ind	12144
% 18+_AP_Ind	1.98%
18+_AP_Asn	26301
% 18+_AP_Asn	4.29%
18+_AP_Hwn	1038
% 18+_AP_Hwn	0.17%
18+_AP_Oth	75671
% 18+_AP_Oth	12.34%

District: 3



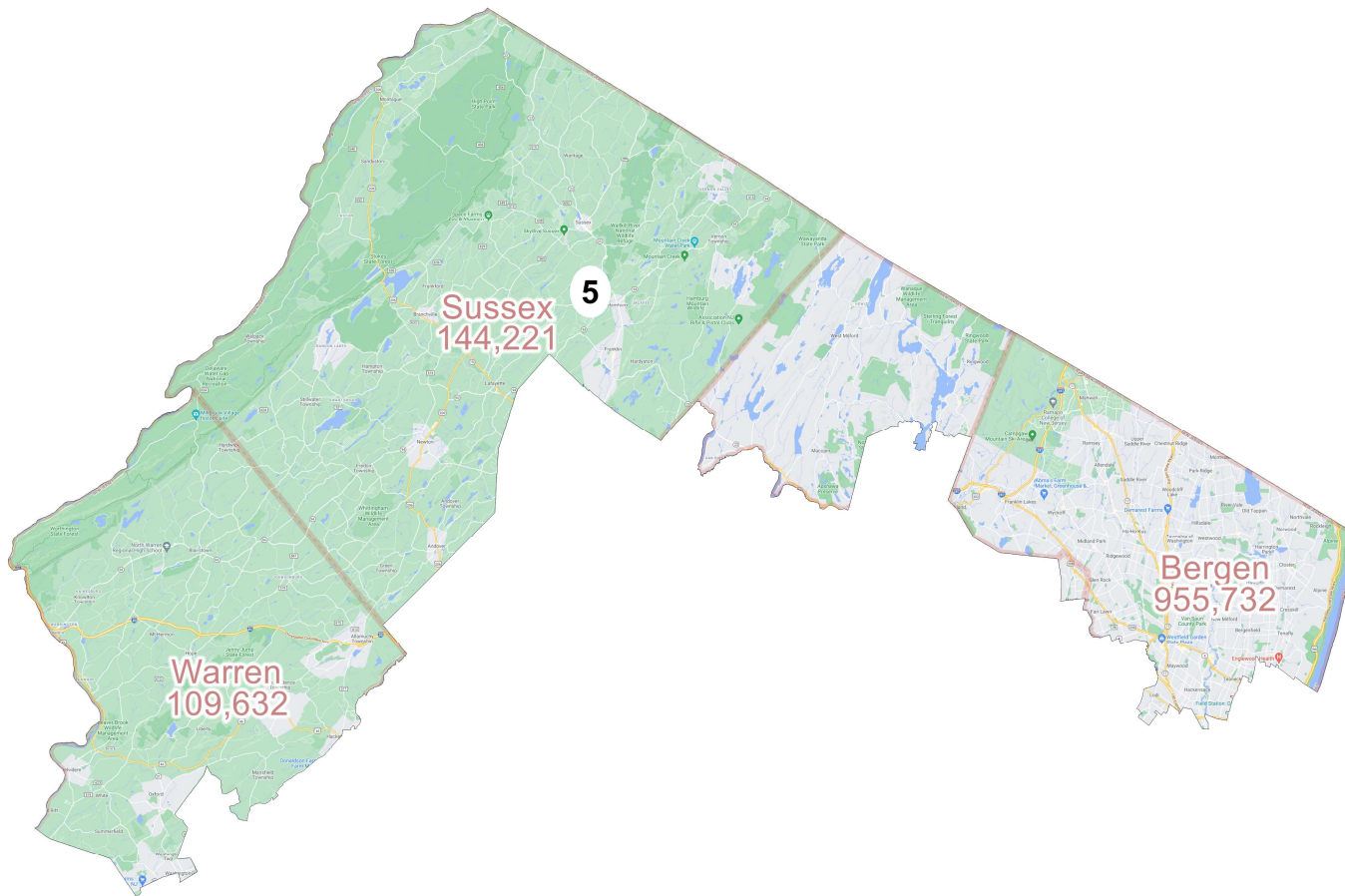
Field	Value
District	3
Population	774083
Deviation	0
% Deviation	0%
ernate Schwartzberg	2.17
Polsby Popper	0.21
Perimeter	266.57
Reock	0.41
NH_Wht	554576
% NH_Wht	71.64%
AP_BlK	98536
% AP_BlK	12.73%
AP_Ind	12236
% AP_Ind	1.58%
AP_Asn	38344
% AP_Asn	4.95%
AP_Hwn	1067
% AP_Hwn	0.14%
AP_Oth	62652
% AP_Oth	8.09%
Hispanic Origin	74771
% Hispanic Origin	9.66%
18+_Pop	620219
NH18+_Wht	460561
% NH18+_Wht	74.26%
18+_AP_BlK	73125
% 18+_AP_BlK	11.79%
18+_AP_Ind	8869
% 18+_AP_Ind	1.43%
18+_AP_Asn	28141
% 18+_AP_Asn	4.54%
18+_AP_Hwn	737
% 18+_AP_Hwn	0.12%
18+_AP_Oth	44235
% 18+_AP_Oth	7.13%

District: 4



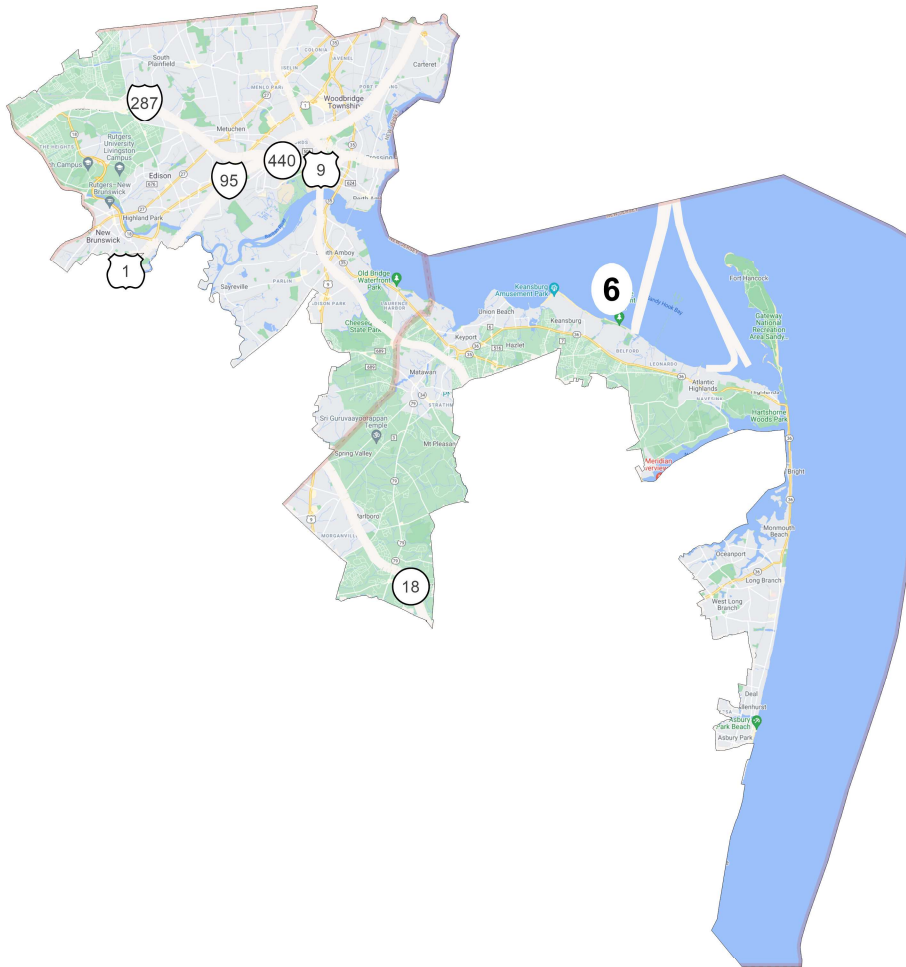
Field	Value
District	4
Population	774083
Deviation	0
% Deviation	0%
ernate Schwartzberg	2.2
Polsby Popper	0.21
Perimeter	201.67
Reock	0.46
NH_Wht	555198
% NH_Wht	71.72%
AP_Blk	57179
% AP_Blk	7.39%
AP_Ind	9383
% AP_Ind	1.21%
AP_Asn	53585
% AP_Asn	6.92%
AP_Hwn	839
% AP_Hwn	0.11%
AP_Oth	89138
% AP_Oth	11.52%
Hispanic Origin	99537
% Hispanic Origin	12.86%
18+_Pop	581907
NH18+_Wht	425675
% NH18+_Wht	73.15%
18+_AP_Blk	43012
% 18+_AP_Blk	7.39%
18+_AP_Ind	6855
% 18+_AP_Ind	1.18%
18+_AP_Asn	39674
% 18+_AP_Asn	6.82%
18+_AP_Hwn	627
% 18+_AP_Hwn	0.11%
18+_AP_Oth	60770
% 18+_AP_Oth	10.44%

District: 5



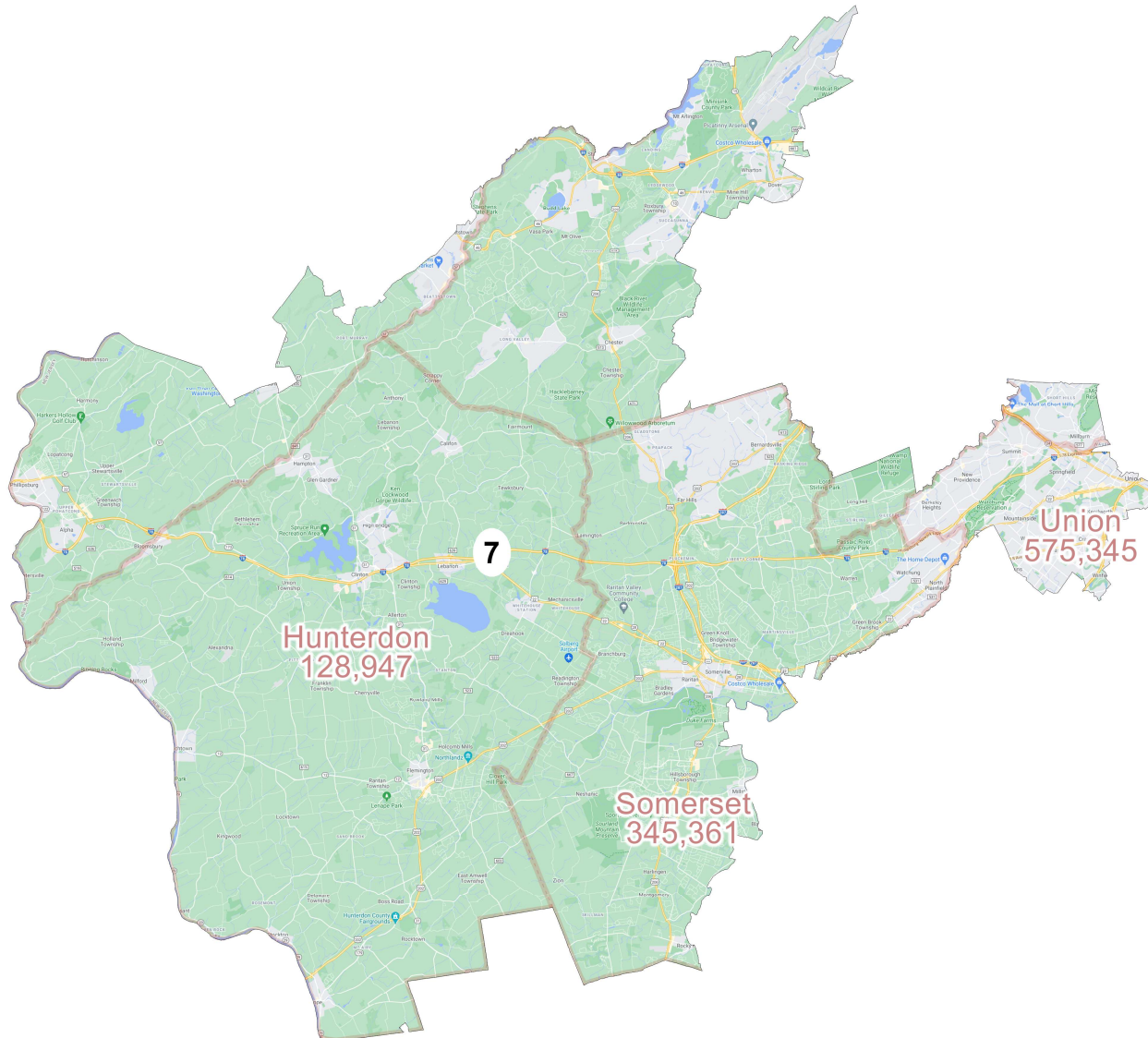
Field	Value
District	5
Population	774082
Deviation	-1
% Deviation	-0%
ernate Schwartzberg	2.22
Polsby Popper	0.2
Perimeter	249.51
Reock	0.3
NH_Wht	504262
% NH_Wht	65.14%
AP_BlK	49196
% AP_BlK	6.36%
AP_Ind	8851
% AP_Ind	1.14%
AP_Asn	99518
% AP_Asn	12.86%
AP_Hwn	985
% AP_Hwn	0.13%
AP_Oth	102284
% AP_Oth	13.21%
Hispanic Origin	119063
% Hispanic Origin	15.38%
18+_Pop	610139
NH18+_Wht	411726
% NH18+_Wht	67.48%
18+_AP_BlK	36972
% 18+_AP_BlK	6.06%
18+_AP_Ind	6376
% 18+_AP_Ind	1.05%
18+_AP_Asn	73172
% 18+_AP_Asn	11.99%
18+_AP_Hwn	726
% 18+_AP_Hwn	0.12%
18+_AP_Oth	74827
% 18+_AP_Oth	12.26%

District: 6



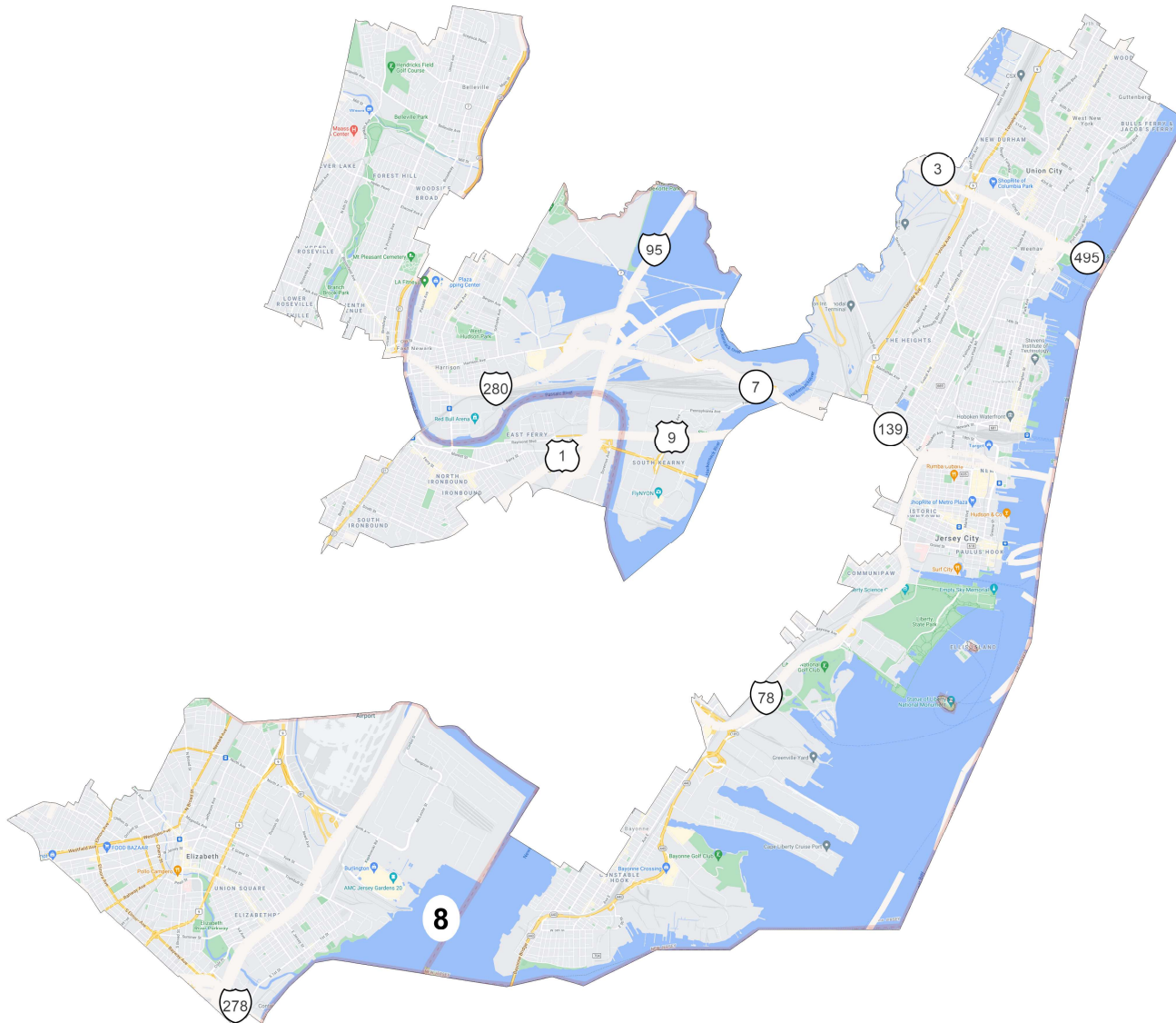
Field	Value
District	6
Population	774082
Deviation	-1
% Deviation	-0%
ernate Schwartzberg	2.74
Polsby Popper	0.13
Perimeter	196.01
Reock	0.28
NH_Wht	331044
% NH_Wht	42.77%
AP_BlK	91832
% AP_BlK	11.86%
AP_Ind	11309
% AP_Ind	1.46%
AP_Asn	167099
% AP_Asn	21.59%
AP_Hwn	1168
% AP_Hwn	0.15%
AP_Oth	158878
% AP_Oth	20.52%
Hispanic Origin	183261
% Hispanic Origin	23.67%
18+_Pop	610360
NH18+_Wht	280697
% NH18+_Wht	45.99%
18+_AP_BlK	68927
% 18+_AP_BlK	11.29%
18+_AP_Ind	8197
% 18+_AP_Ind	1.34%
18+_AP_Asn	127793
% 18+_AP_Asn	20.94%
18+_AP_Hwn	905
% 18+_AP_Hwn	0.15%
18+_AP_Oth	115422
% 18+_AP_Oth	18.91%
H18+_Pop	130457
% H18+_Pop	21.37%

District: 7



Field	Value
District	7
Population	774083
Deviation	0
% Deviation	0%
ernate Schwartzberg	2.31
Polsby Popper	0.19
Perimeter	264.23
Reock	0.51
NH_Wht	506411
% NH_Wht	65.42%
AP_BlK	48290
% AP_BlK	6.24%
AP_Ind	8750
% AP_Ind	1.13%
AP_Asn	101358
% AP_Asn	13.09%
AP_Hwn	835
% AP_Hwn	0.11%
AP_Oth	98144
% AP_Oth	12.68%
Hispanic Origin	110118
% Hispanic Origin	14.23%
18+_Pop	604594
NH18+_Wht	413331
% NH18+_Wht	68.37%
18+_AP_BlK	35249
% 18+_AP_BlK	5.83%
18+_AP_Ind	6260
% 18+_AP_Ind	1.04%
18+_AP_Asn	71300
% 18+_AP_Asn	11.79%
18+_AP_Hwn	633
% 18+_AP_Hwn	0.1%
18+_AP_Oth	71032
% 18+_AP_Oth	11.75%

District: 8



Field	Value
District	8
Population	774084
Deviation	1
% Deviation	0%
ernate Schwartzberg	3.17
Polsby Popper	0.1
Perimeter	90.6
Reock	0.33
NH_Wht	184496
% NH_Wht	23.83%
AP_BlK	96423
% AP_BlK	12.46%
AP_Ind	17940
% AP_Ind	2.32%
AP_Asn	91029
% AP_Asn	11.76%
AP_Hwn	1733
% AP_Hwn	0.22%
AP_Oth	355042
% AP_Oth	45.87%
Hispanic Origin	403823
% Hispanic Origin	52.17%
18+_Pop	611155
NH18+_Wht	157862
% NH18+_Wht	25.83%
18+_AP_BlK	72595
% 18+_AP_BlK	11.88%
18+_AP_Ind	13630
% 18+_AP_Ind	2.23%
18+_AP_Asn	74869
% 18+_AP_Asn	12.25%
18+_AP_Hwn	1358
% 18+_AP_Hwn	0.22%
18+_AP_Oth	271463
% 18+_AP_Oth	44.42%

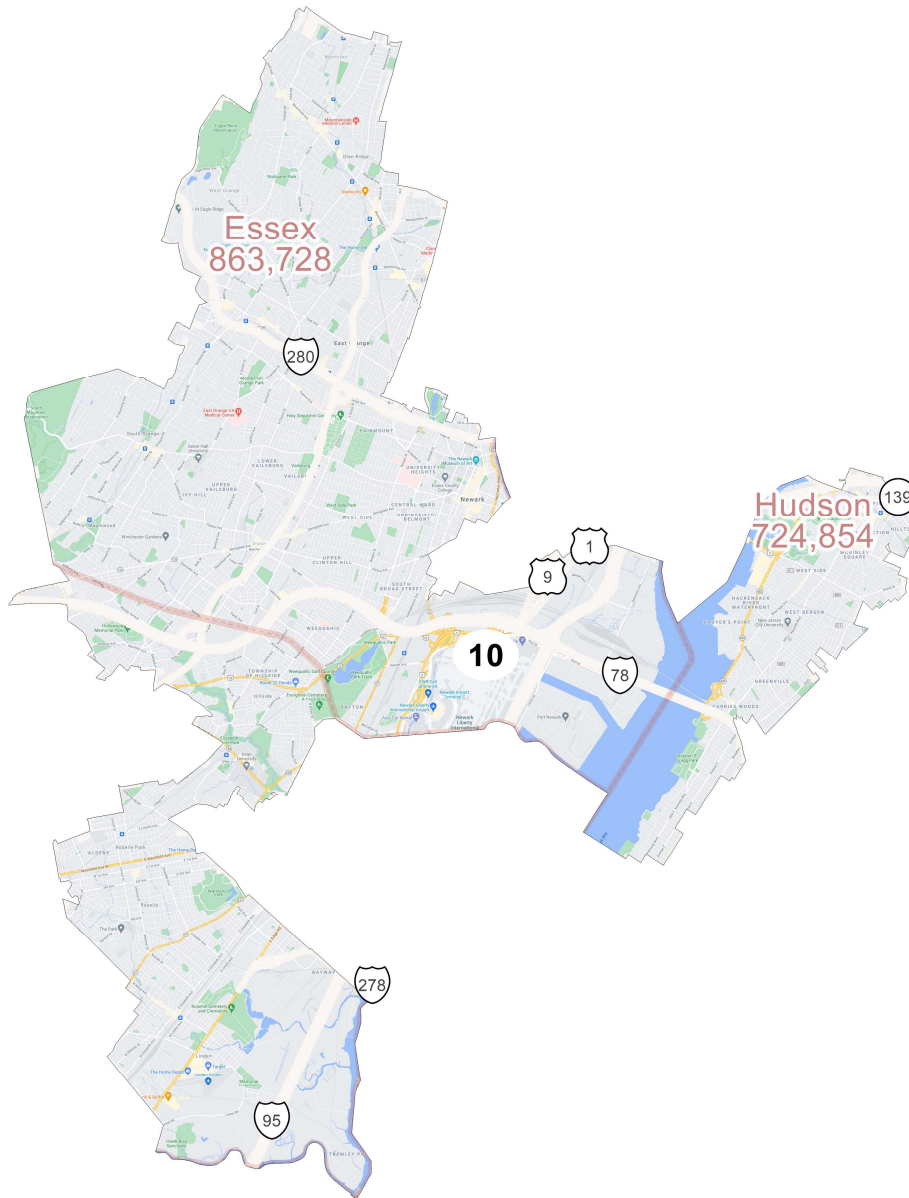
District: 9



©2021 CALIPER; ©2020 HERE

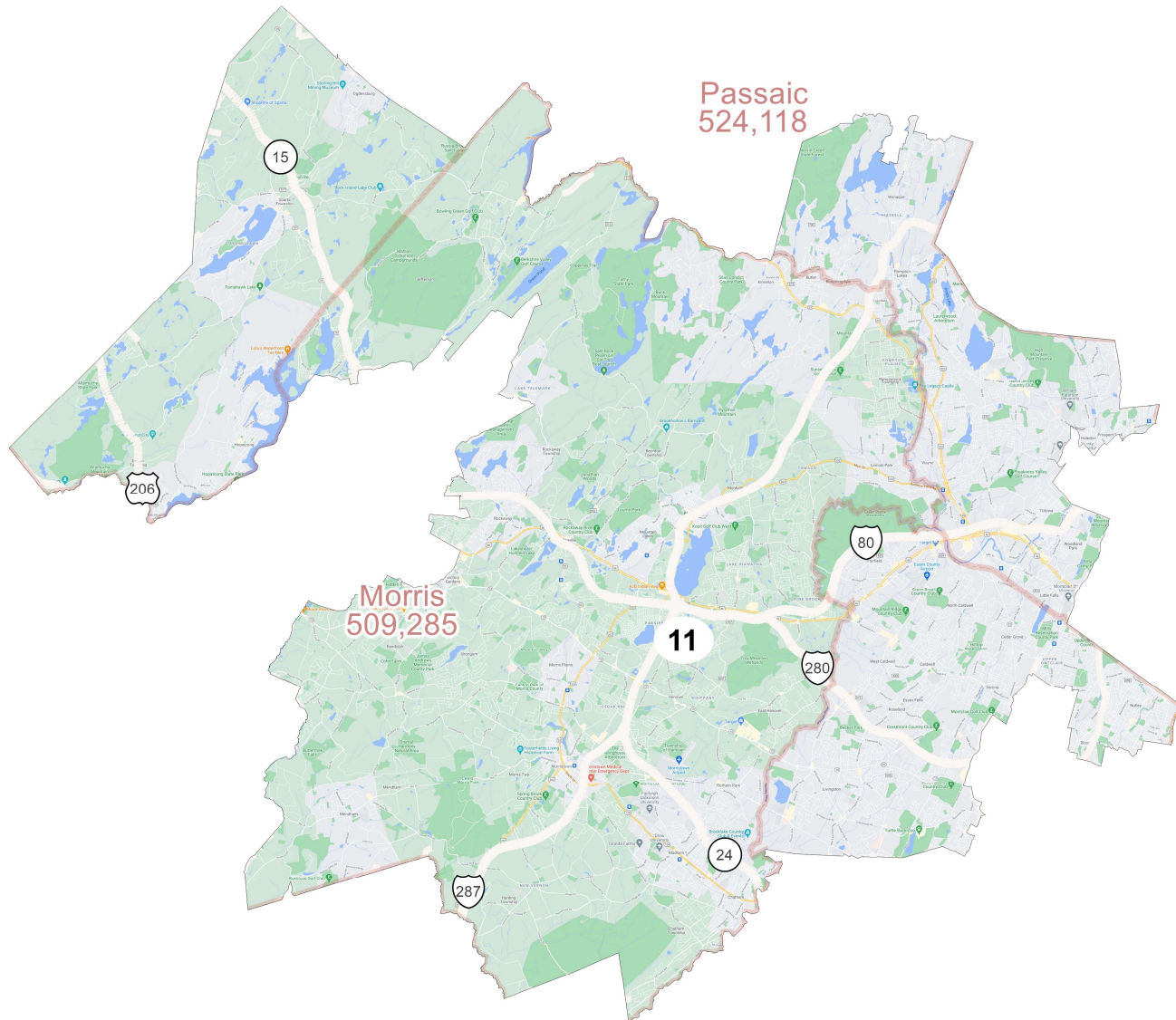
Field	Value
District	9
Population	774083
Deviation	0
% Deviation	0%
ernate Schwartzberg	2.19
Polsby Popper	0.21
Perimeter	74.74
Reock	0.45
NH_Wht	257092
% NH_Wht	33.21%
AP_BlK	94738
% AP_BlK	12.24%
AP_Ind	16235
% AP_Ind	2.1%
AP_Asn	109925
% AP_Asn	14.2%
AP_Hwn	1369
% AP_Hwn	0.18%
AP_Oth	275623
% AP_Oth	35.61%
Hispanic Origin	324867
% Hispanic Origin	41.97%
18+_Pop	604841
NH18+_Wht	214161
% NH18+_Wht	35.41%
18+_AP_BlK	71476
% 18+_AP_BlK	11.82%
18+_AP_Ind	11874
% 18+_AP_Ind	1.96%
18+_AP_Asn	87891
% 18+_AP_Asn	14.53%
18+_AP_Hwn	1033
% 18+_AP_Hwn	0.17%
18+_AP_Oth	205285
% 18+_AP_Oth	33.94%

District: 10



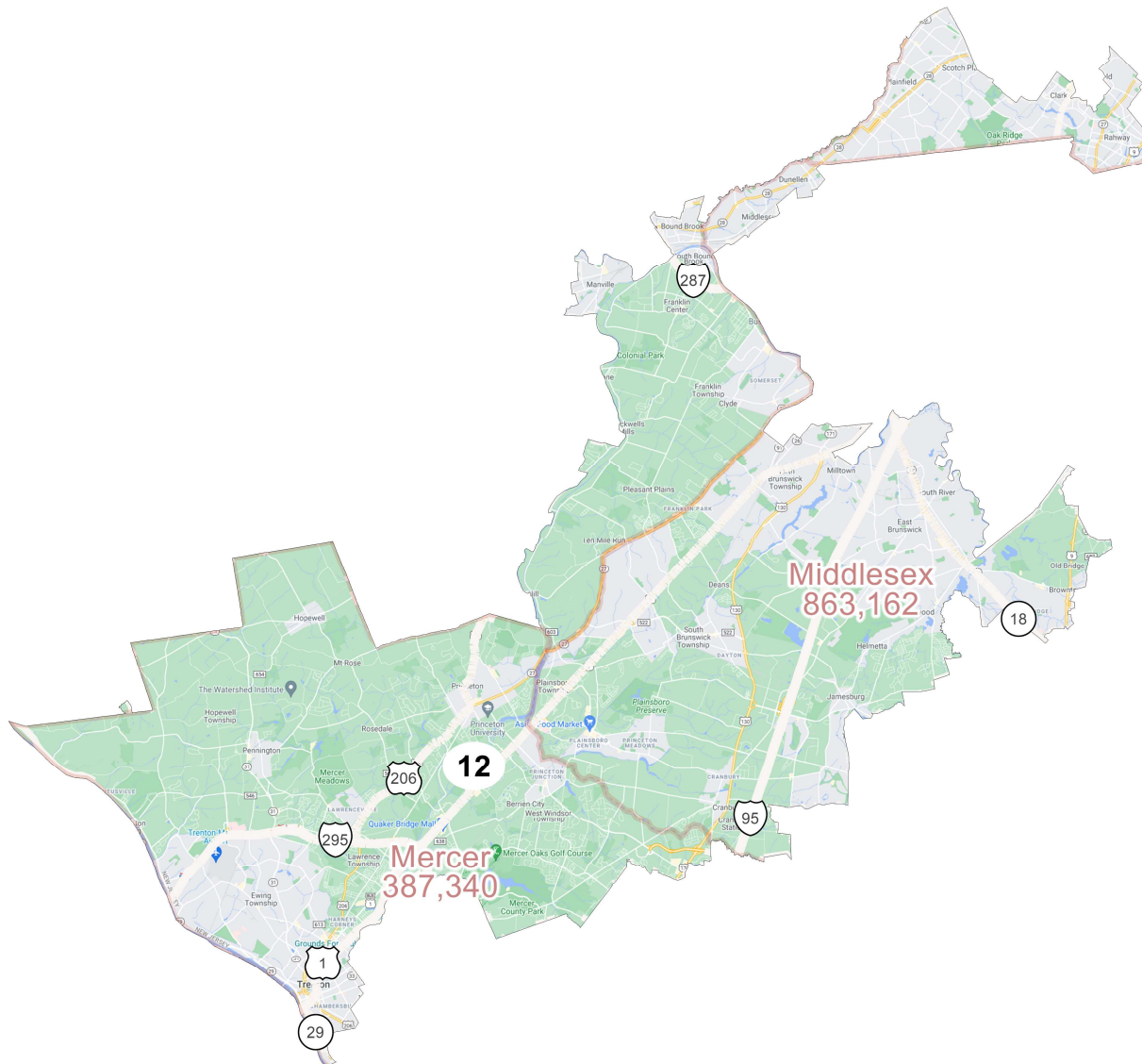
Field	Value
District	10
Population	774082
Deviation	-1
% Deviation	-0%
ernate Schwartzberg	2.82
Polsby Popper	0.13
Perimeter	86.57
Reock	0.34
NH_Wht	133533
% NH_Wht	17.25%
AP_BlK	421009
% AP_BlK	54.39%
AP_Ind	12427
% AP_Ind	1.61%
AP_Asn	63432
% AP_Asn	8.19%
AP_Hwn	1646
% AP_Hwn	0.21%
AP_Oth	149302
% AP_Oth	19.29%
Hispanic Origin	166842
% Hispanic Origin	21.55%
18+_Pop	597418
NH18+_Wht	109853
% NH18+_Wht	18.39%
18+_AP_BlK	320256
% 18+_AP_BlK	53.61%
18+_AP_Ind	9215
% 18+_AP_Ind	1.54%
18+_AP_Asn	50608
% 18+_AP_Asn	8.47%
18+_AP_Hwn	1261
% 18+_AP_Hwn	0.21%
18+_AP_Oth	112227
% 18+_AP_Oth	18.79%
H18+_Pop	121743
% H18+_Pop	20.38%

District: 11



Field	Value
District	11
Population	774083
Deviation	0
% Deviation	0%
ernate Schwartzberg	2.44
Polsby Popper	0.17
Perimeter	195.14
Reock	0.51
NH_Wht	525041
% NH_Wht	67.83%
AP_BlK	44296
% AP_BlK	5.72%
AP_Ind	7989
% AP_Ind	1.03%
AP_Asn	94785
% AP_Asn	12.24%
AP_Hwn	763
% AP_Hwn	0.1%
AP_Oth	90777
% AP_Oth	11.73%
Hispanic Origin	104505
% Hispanic Origin	13.5%
18+_Pop	614845
NH18+_Wht	432278
% NH18+_Wht	70.31%
18+_AP_BlK	33296
% 18+_AP_BlK	5.42%
18+_AP_Ind	5742
% 18+_AP_Ind	0.93%
18+_AP_Asn	70198
% 18+_AP_Asn	11.42%
18+_AP_Hwn	555
% 18+_AP_Hwn	0.09%
18+_AP_Oth	65905
% 18+_AP_Oth	10.72%

District: 12



Field	Value
District	12
Population	774083
Deviation	0
% Deviation	0%
ernate Schwartzberg	3.02
Polsby Popper	0.11
Perimeter	206.85
Reock	0.28
NH_Wht	315329
% NH_Wht	40.74%
AP_BlK	150859
% AP_BlK	19.49%
AP_Ind	12450
% AP_Ind	1.61%
AP_Asn	141997
% AP_Asn	18.34%
AP_Hwn	1284
% AP_Hwn	0.17%
AP_Oth	146720
% AP_Oth	18.95%
Hispanic Origin	167762
% Hispanic Origin	21.67%
18+_Pop	607653
NH18+_Wht	268926
% NH18+_Wht	44.26%
18+_AP_BlK	115013
% 18+_AP_BlK	18.93%
18+_AP_Ind	8905
% 18+_AP_Ind	1.47%
18+_AP_Asn	106158
% 18+_AP_Asn	17.47%
18+_AP_Hwn	949
% 18+_AP_Hwn	0.16%
18+_AP_Oth	104001
% 18+_AP_Oth	17.12%