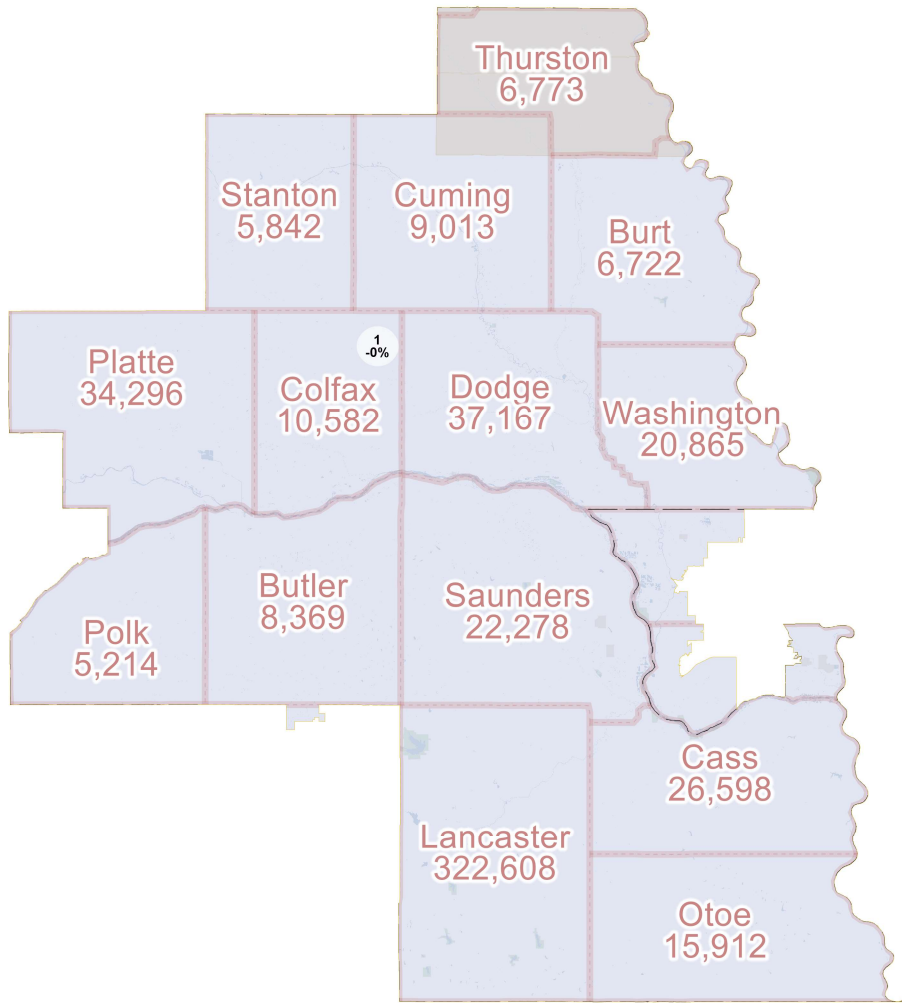
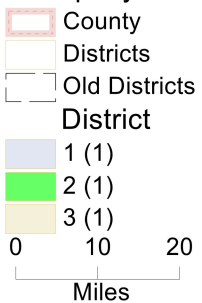


# District: 1



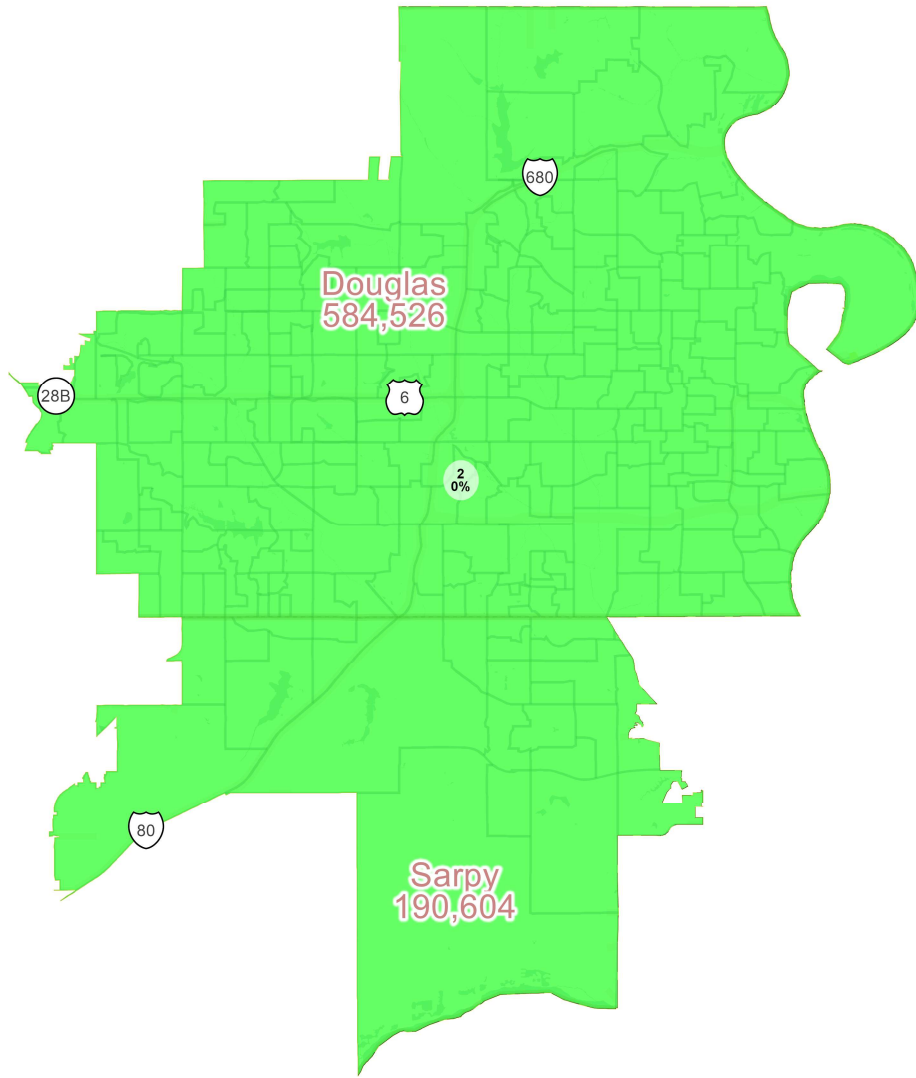
Field	Value
District	1
Population	653834
Deviation	-1
% Deviation	-0%
ernate Schwartzberg	1.86
Polsby Popper	0.29
Perimeter	593.84
Reock	0.52
NH_Wht	516702
% NH_Wht	79.03%
AP_Bl	30489
% AP_Bl	4.66%
AP_Ind	19635
% AP_Ind	3%
AP_Asn	23916
% AP_Asn	3.66%
AP_Hwn	1274
% AP_Hwn	0.19%
AP_Oth	52069
% AP_Oth	7.96%
Hispanic Origin	64046
% Hispanic Origin	9.8%
18+_Pop	492937
NH18+_Wht	404449
% NH18+_Wht	82.05%
18+_AP_Bl	18328
% 18+_AP_Bl	3.72%
18+_AP_Ind	12585
% 18+_AP_Ind	2.55%
18+_AP_Asn	16942
% 18+_AP_Asn	3.44%
18+_AP_Hwn	837
% 18+_AP_Hwn	0.17%
18+_AP_Oth	34254
% 18+_AP_Oth	6.95%
H18+_Pop	39795
% H18+_Pop	8.07%

## Map layers

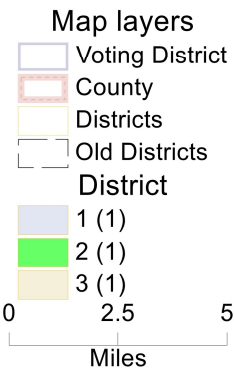


©2021 CALIPER; ©2020 HERE

# District: 2

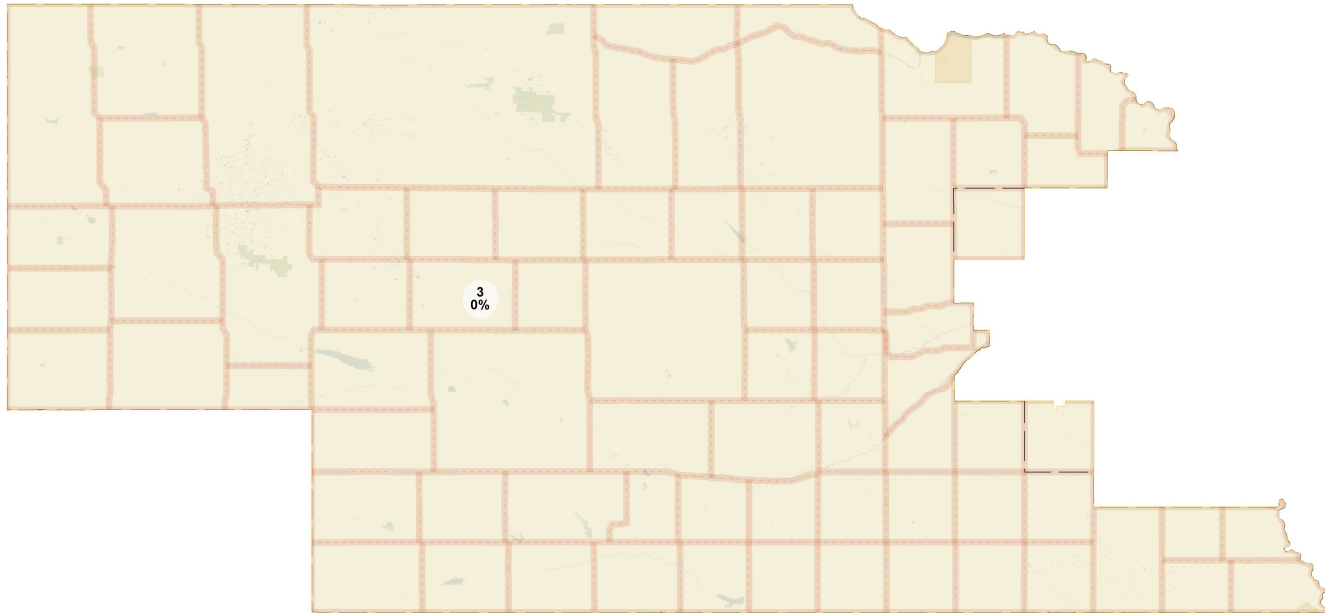


Field	Value
District	2
Population	653835
Deviation	0
% Deviation	0%
ernate Schwartzberg	2.01
Polsby Popper	0.25
Perimeter	119.06
Reock	0.51
NH_Wht	436162
% NH_Wht	66.71%
AP_Bl	80873
% AP_Bl	12.37%
AP_Ind	17189
% AP_Ind	2.63%
AP_Asn	37262
% AP_Asn	5.7%
AP_Hwn	1502
% AP_Hwn	0.23%
AP_Oth	69331
% AP_Oth	10.6%
Hispanic Origin	87128
% Hispanic Origin	13.33%
18+_Pop	486822
NH18+_Wht	345890
% NH18+_Wht	71.05%
18+_AP_Bl	52343
% 18+_AP_Bl	10.75%
18+_AP_Ind	11264
% 18+_AP_Ind	2.31%
18+_AP_Asn	24944
% 18+_AP_Asn	5.12%
18+_AP_Hwn	987
% 18+_AP_Hwn	0.2%
18+_AP_Oth	44526
% 18+_AP_Oth	9.15%
H18+_Pop	53615
% H18+_Pop	11.01%



©2021 CALIPER; ©2020 HERE

# District: 3



Field	Value
District	3
Population	653835
Deviation	0
% Deviation	0%
ernate Schwartzberg	1.62
Polsby Popper	0.38
Perimeter	1,509.59
Reock	0.35
NH_Wht	531823
% NH_Wht	81.34%
AP_BlK	13411
% AP_BlK	2.05%
AP_Ind	18436
% AP_Ind	2.82%
AP_Asn	7828
% AP_Asn	1.2%
AP_Hwn	1293
% AP_Hwn	0.2%
AP_Oth	64865
% AP_Oth	9.92%
Hispanic Origin	83541
% Hispanic Origin	12.78%
18+_Pop	496368
NH18+_Wht	418916
% NH18+_Wht	84.4%
18+_AP_BlK	7981
% 18+_AP_BlK	1.61%
18+_AP_Ind	11815
% 18+_AP_Ind	2.38%
18+_AP_Asn	5458
% 18+_AP_Asn	1.1%
18+_AP_Hwn	803
% 18+_AP_Hwn	0.16%
18+_AP_Oth	42692
% 18+_AP_Oth	8.6%

