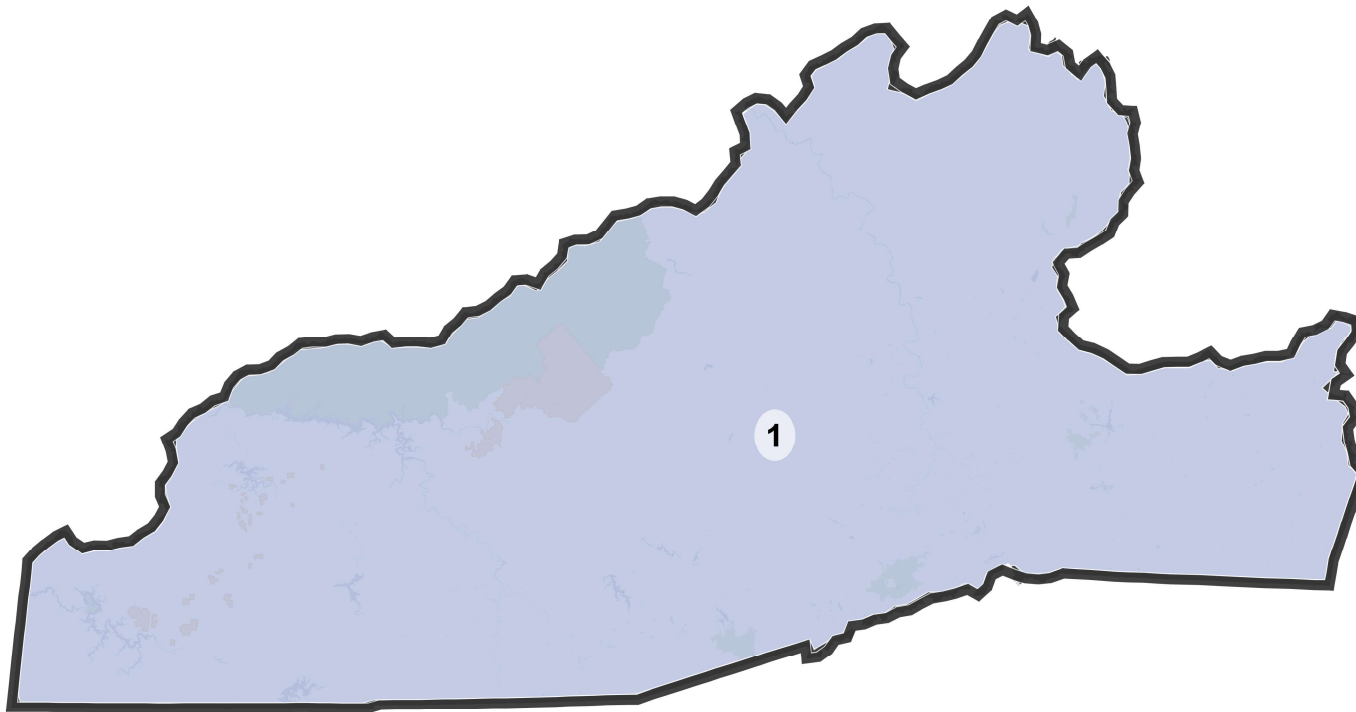
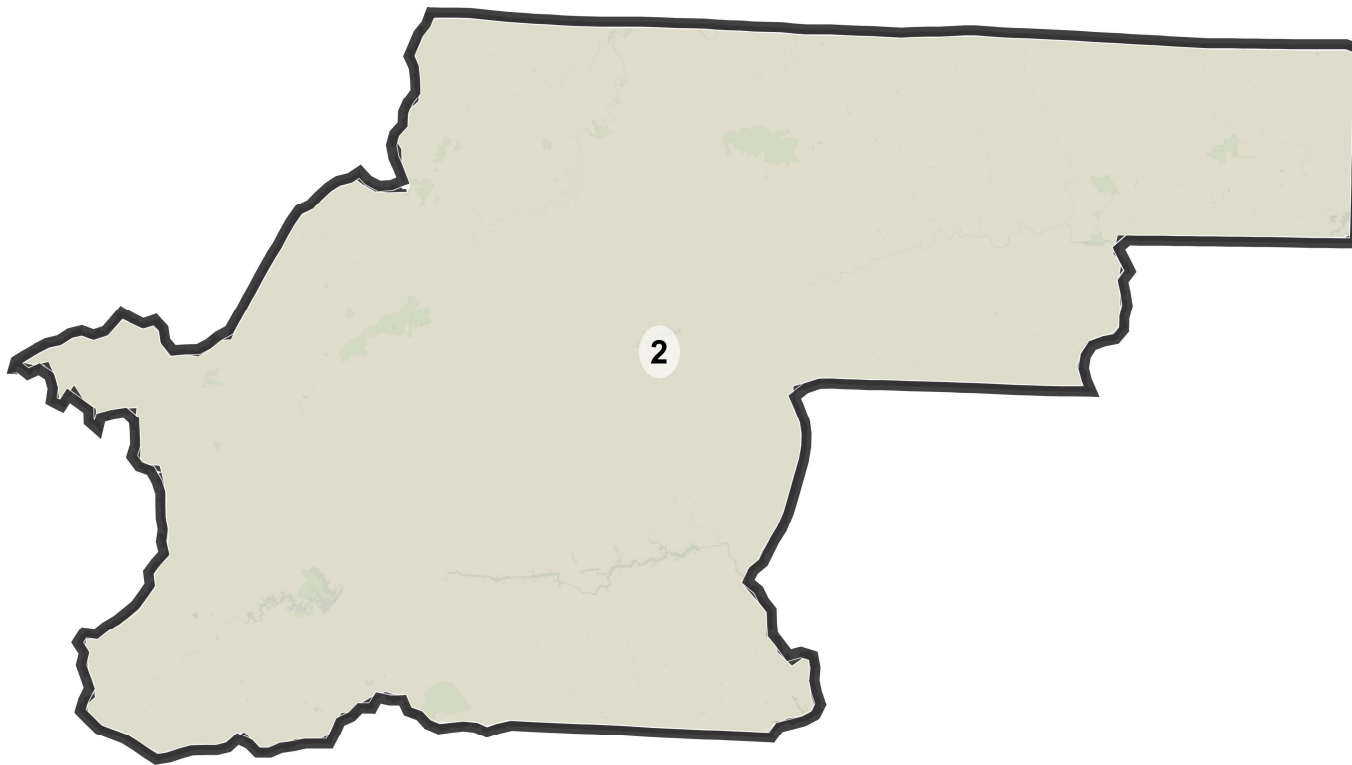


## District: 1



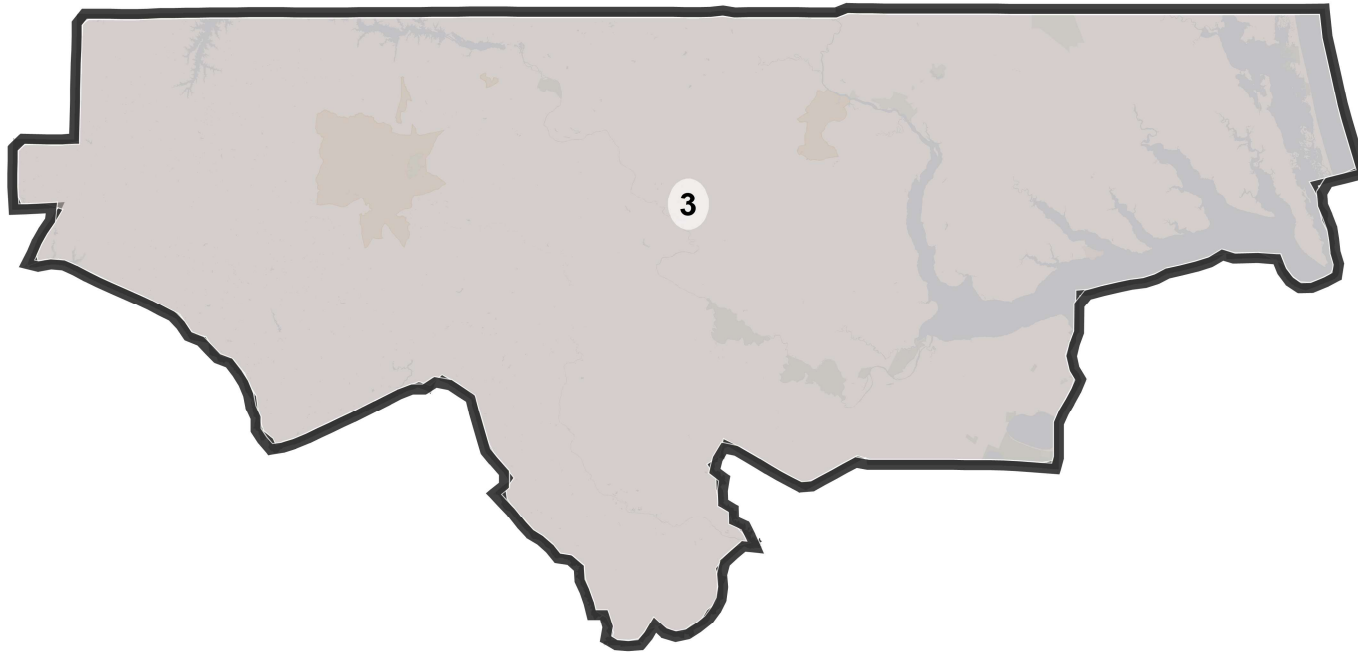
Field	Value
District	1
Population	745671
Deviation	0
% Deviation	0%
% NH CVAP 19	97.5%
% NH White CVAP 19	90.0%
% NH Black CVAP 19	4.5%
% NH Asian CVAP 19	0.8%
% H CVAP 19	2.5%
% D 20_Pres	44.9%
% R 20_Pres	55.1%
ernate Schwartzberg	1.91
Polsby Popper	0.28
Perimeter	525.38
Reock	0.33
NH_Wh	609965
% NH_Wh	81.8%
AP_Bl	37860
% AP_Bl	5.08%
AP_Ind	29092
% AP_Ind	3.9%
AP_Asn	10842
% AP_Asn	1.45%
AP_Hwn	1969
% AP_Hwn	0.26%
AP_Oth	49830
% AP_Oth	6.68%
Hispanic Origin	56448
% Hispanic Origin	7.57%
18+_Pop	609106
NH18+_Wh	513636
% NH18+_Wh	84.33%
18+_AP_Bl	26885
% 18+_AP_Bl	4.41%
18+_AP_Ind	21414

## District: 2



Field	Value
District	2
Population	745671
Deviation	0
% Deviation	0%
% NH CVAP 19	97.2%
% NH White CVAP 19	89.7%
% NH Black CVAP 19	5.3%
% NH Asian CVAP 19	1.4%
% H CVAP 19	2.7%
% D 20_Pres	27.9%
% R 20_Pres	72.1%
ernate Schwartzberg	1.78
Polsby Popper	0.31
Perimeter	473.39
Reock	0.35
NH_Wht	605837
% NH_Wht	81.25%
AP_BlK	45348
% AP_BlK	6.08%
AP_Ind	18502
% AP_Ind	2.48%
AP_Asn	16633
% AP_Asn	2.23%
AP_Hwn	944
% AP_Hwn	0.13%
AP_Oth	51903
% AP_Oth	6.96%
Hispanic Origin	61019
% Hispanic Origin	8.18%
18+_Pop	599328
NH18+_Wht	501880
% NH18+_Wht	83.74%
18+_AP_BlK	33226
% 18+_AP_BlK	5.54%
18+_AP_Ind	13919

## District: 3



Field	Value
District	3
Population	745666
Deviation	-5
% Deviation	-0%
% NH CVAP 19	97.5%
% NH White CVAP 19	55.3%
% NH Black CVAP 19	39.9%
% NH Asian CVAP 19	0.8%
% H CVAP 19	2.5%
% D 20_Pres	51.8%
% R 20_Pres	48.2%
ernate Schwartzberg	1.68
Polsby Popper	0.36
Perimeter	549.89
Reock	0.37
NH_Wht	376302
% NH_Wht	50.47%
AP_BlK	298343
% AP_BlK	40.01%
AP_Ind	17527
% AP_Ind	2.35%
AP_Asn	10472
% AP_Asn	1.4%
AP_Hwn	1180
% AP_Hwn	0.16%
AP_Oth	41844
% AP_Oth	5.61%
Hispanic Origin	48183
% Hispanic Origin	6.46%
18+_Pop	587164
NH18+_Wht	311024
% NH18+_Wht	52.97%
18+_AP_BlK	227294
% 18+_AP_BlK	38.71%
18+_AP_Ind	13012

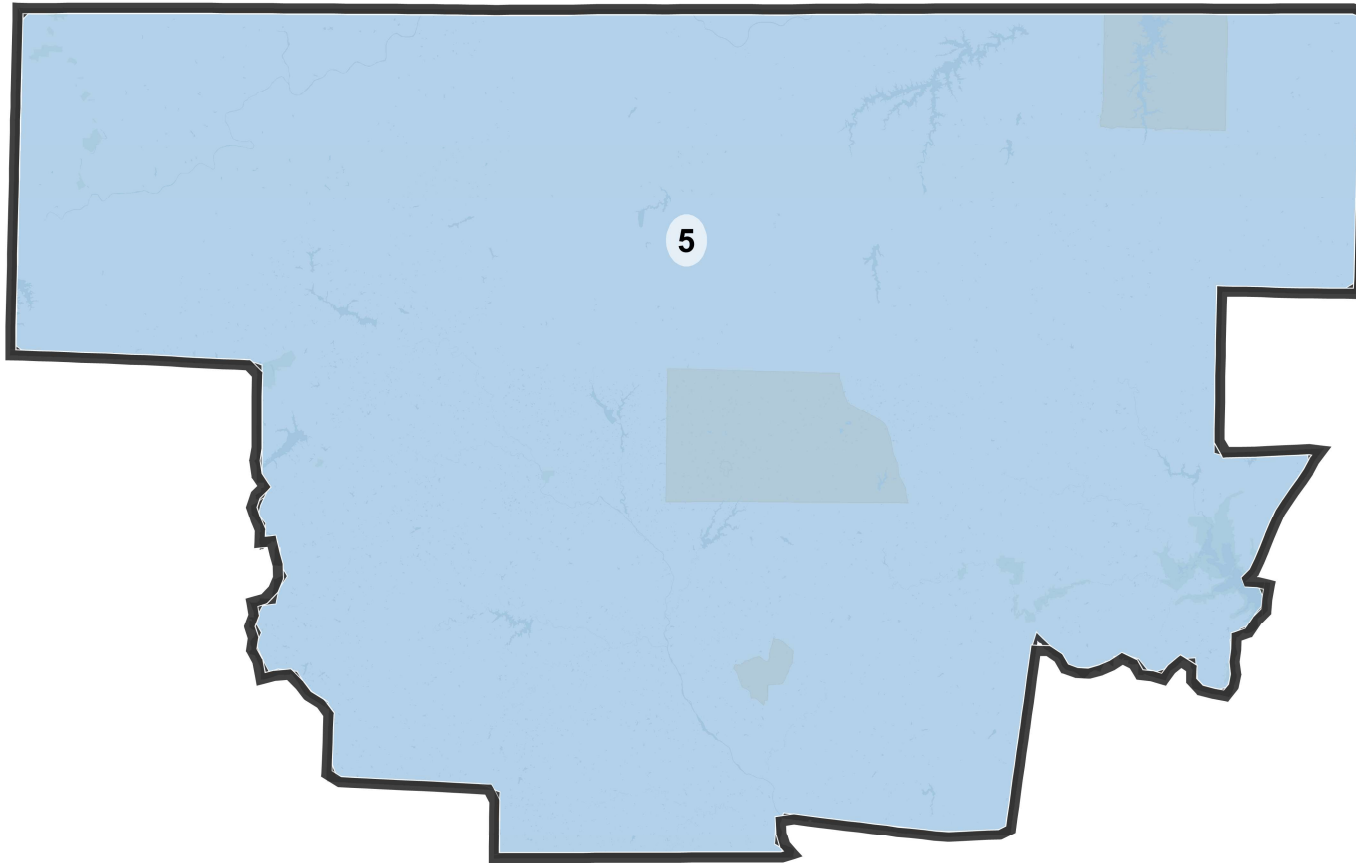
## District: 4



Field	Value
District	4
Population	745670
Deviation	-1
% Deviation	-0%
% NH CVAP 19	94.4%
% NH White CVAP 19	69.8%
% NH Black CVAP 19	21.8%
% NH Asian CVAP 19	1.3%
% H CVAP 19	5.6%
% D 20_Pres	39.0%
% R 20_Pres	61.0%
ernate Schwartzberg	1.72
Polsby Popper	0.34
Perimeter	648.77
Reock	0.39
NH_Wht	471412
% NH_Wht	63.22%
AP_BlK	162045
% AP_BlK	21.73%
AP_Ind	18920
% AP_Ind	2.54%
AP_Asn	18357
% AP_Asn	2.46%
AP_Hwn	2883
% AP_Hwn	0.39%
AP_Oth	65580
% AP_Oth	8.79%
Hispanic Origin	80477
% Hispanic Origin	10.79%
18+_Pop	586739
NH18+_Wht	388231
% NH18+_Wht	66.17%
18+_AP_BlK	120928
% 18+_AP_BlK	20.61%
18+_AP_Ind	13663

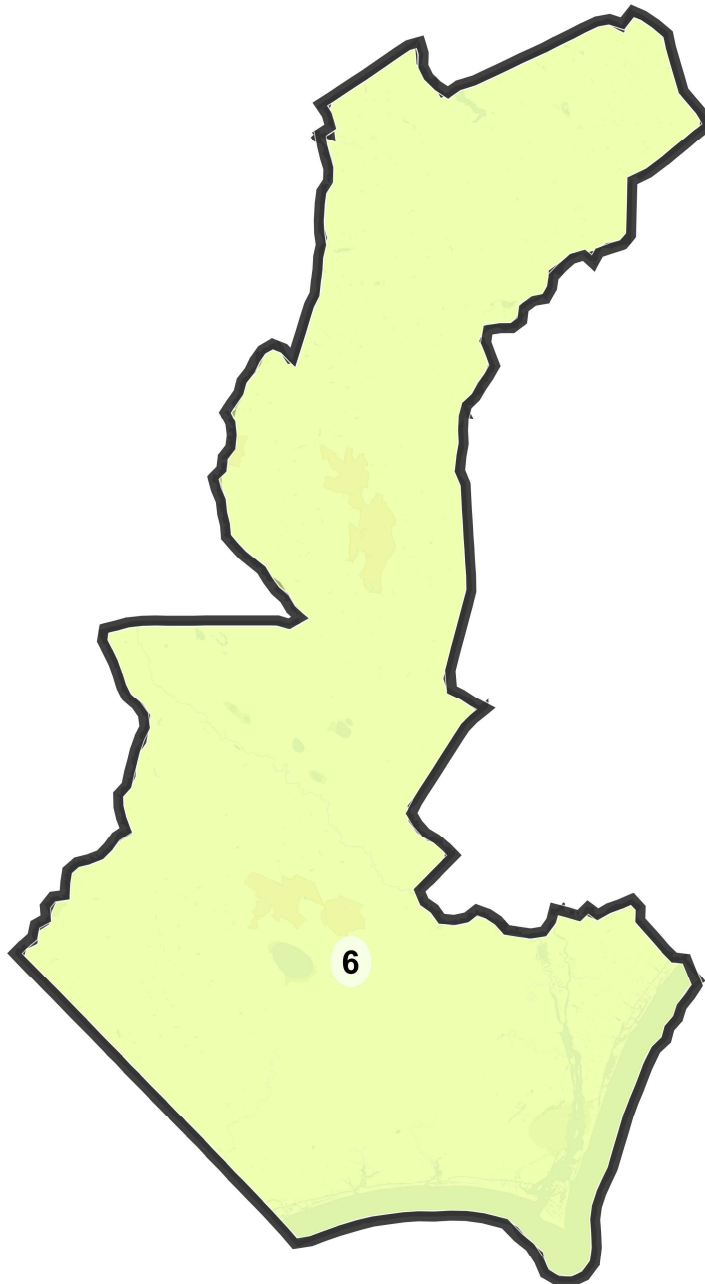


## District: 5



Field	Value
District	5
Population	745671
Deviation	0
% Deviation	0%
% NH CVAP 19	96.4%
% NH White CVAP 19	65.5%
% NH Black CVAP 19	27.3%
% NH Asian CVAP 19	2.3%
% H CVAP 19	3.7%
% D 20_Pres	58.8%
% R 20_Pres	41.2%
ernate Schwartzberg	1.46
Polsby Popper	0.47
Perimeter	276.9
Reock	0.56
NH_Wht	409302
% NH_Wht	54.89%
AP_BlK	208431
% AP_BlK	27.95%
AP_Ind	18031
% AP_Ind	2.42%
AP_Asn	30874
% AP_Asn	4.14%
AP_Hwn	957
% AP_Hwn	0.13%
AP_Oth	75725
% AP_Oth	10.16%
Hispanic Origin	86541
% Hispanic Origin	11.61%
18+_Pop	588346
NH18+_Wht	341701
% NH18+_Wht	58.08%
18+_AP_BlK	158424
% 18+_AP_BlK	26.93%
18+_AP_Ind	13209

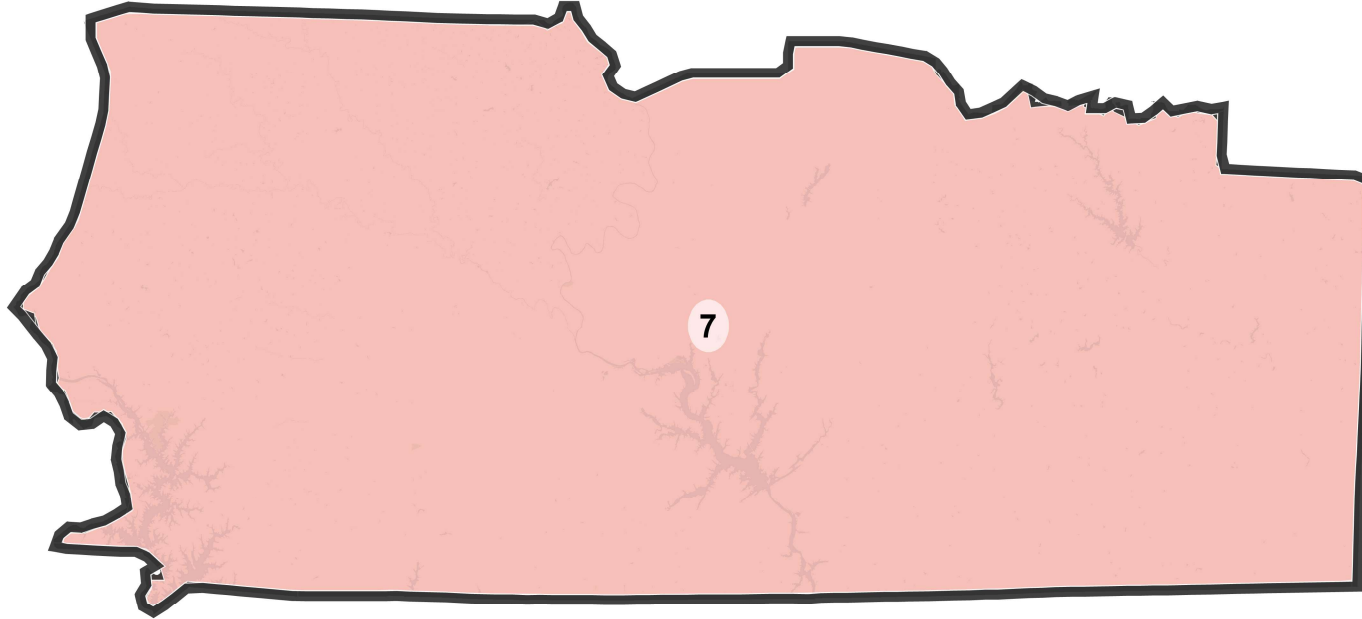
## District: 6



©2021 CALIPER; ©2020 HERE

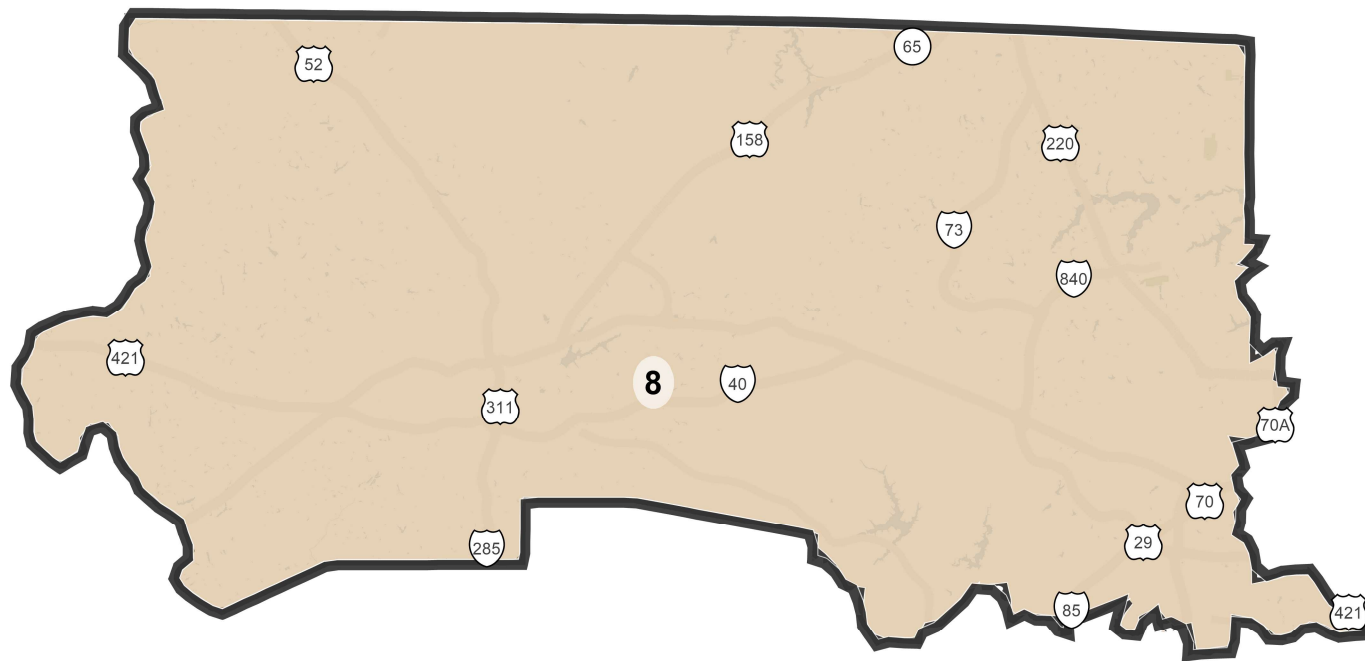
Field	Value
District	6
Population	745671
Deviation	0
% Deviation	0%
% NH CVAP 19	96.6%
% NH White CVAP 19	74.1%
% NH Black CVAP 19	20.0%
% NH Asian CVAP 19	0.9%
% H CVAP 19	3.4%
% D 20_Pres	42.8%
% R 20_Pres	57.2%
ernate Schwartzberg	2.18
Polsby Popper	0.21
Perimeter	569.12
Reock	0.32
NH_Wht	493914
% NH_Wht	66.24%
AP_Blkl	147278
% AP_Blkl	19.75%
AP_Ind	20355
% AP_Ind	2.73%
AP_Asn	11224
% AP_Asn	1.51%
AP_Hwn	1196
% AP_Hwn	0.16%
AP_Oth	65932
% AP_Oth	8.84%
Hispanic Origin	76241
% Hispanic Origin	10.22%
18+_Pop	594340
NH18+_Wht	413403
% NH18+_Wht	69.56%
18+_AP_Blkl	110691
% 18+_AP_Blkl	18.62%
18+_AP_Ind	15033
% 18+_AP_Ind	2.53%
18+_AP_Asn	8082
% 18+_AP_Asn	1.36%
18+_AP_Hwn	825
% 18+_AP_Hwn	0.14%

## District: 7



Field	Value
District	7
Population	745671
Deviation	0
% Deviation	0%
% NH CVAP 19	96.6%
% NH White CVAP 19	81.9%
% NH Black CVAP 19	12.3%
% NH Asian CVAP 19	1.3%
% H CVAP 19	3.4%
% D 20_Pres	29.8%
% R 20_Pres	70.2%
ernate Schwartzberg	1.47
Polsby Popper	0.47
Perimeter	277.45
Reock	0.44
NH_Wh	537106
% NH_Wh	72.03%
AP_Bl	98109
% AP_Bl	13.16%
AP_Ind	18643
% AP_Ind	2.5%
AP_Asn	18952
% AP_Asn	2.54%
AP_Hwn	815
% AP_Hwn	0.11%
AP_Oth	65053
% AP_Oth	8.72%
Hispanic Origin	75197
% Hispanic Origin	10.08%
18+_Pop	580353
NH18+_Wh	437055
% NH18+_Wh	75.31%
18+_AP_Bl	70241
% 18+_AP_Bl	12.1%
18+_AP_Ind	13649

## District: 8



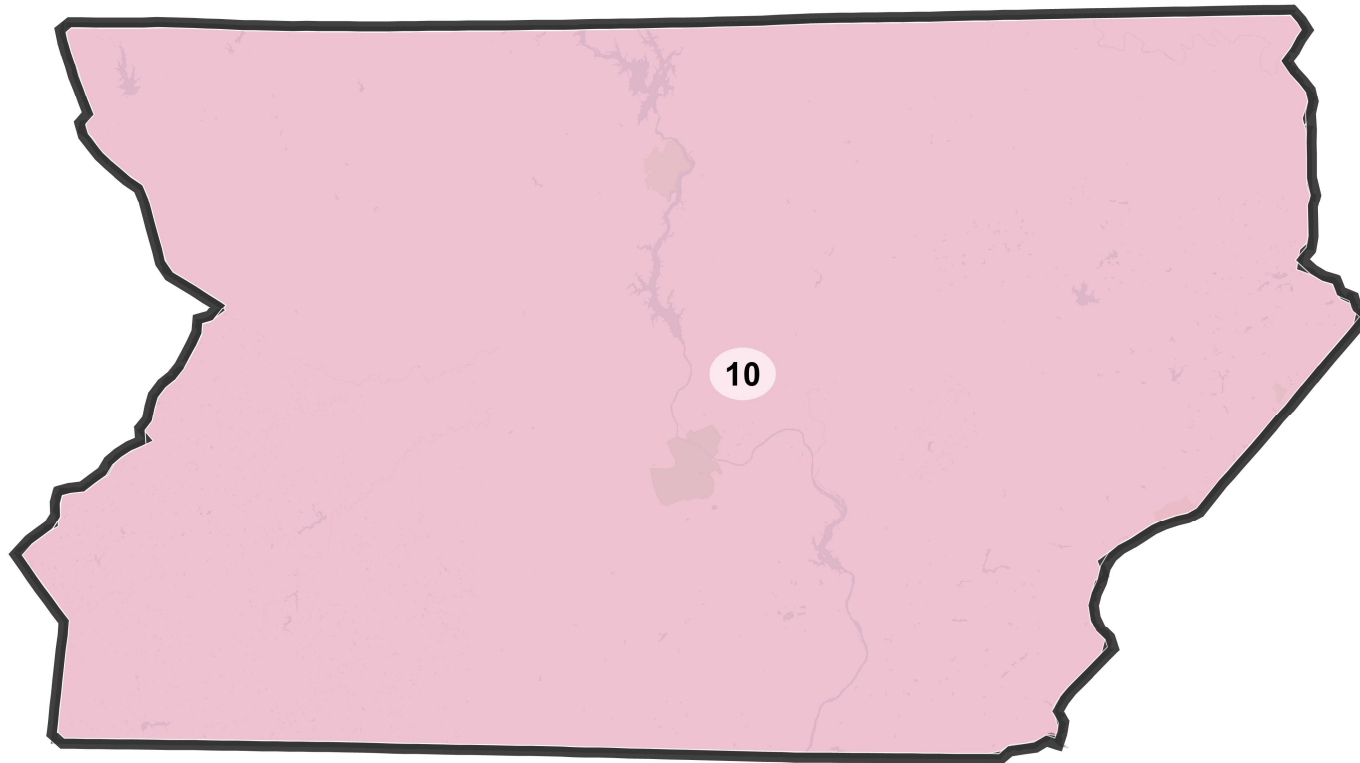
Field	Value
District	8
Population	745671
Deviation	0
% Deviation	0%
% NH CVAP 19	95.6%
% NH White CVAP 19	62.7%
% NH Black CVAP 19	29.2%
% NH Asian CVAP 19	2.5%
% H CVAP 19	4.4%
% D 20_Pres	59.6%
% R 20_Pres	40.4%
ernate Schwartzberg	1.65
Polsby Popper	0.37
Perimeter	154.78
Reock	0.41
NH_Wht	393604
% NH_Wht	52.79%
AP_BlK	219468
% AP_BlK	29.43%
AP_Ind	16739
% AP_Ind	2.24%
AP_Asn	36252
% AP_Asn	4.86%
AP_Hwn	1216
% AP_Hwn	0.16%
AP_Oth	76752
% AP_Oth	10.29%
Hispanic Origin	88036
% Hispanic Origin	11.81%
18+_Pop	586338
NH18+_Wht	329590
% NH18+_Wht	56.21%
18+_AP_BlK	166162
% 18+_AP_BlK	28.34%
18+_AP_Ind	12204

## District: 9



Field	Value
District	9
Population	745671
Deviation	0
% Deviation	0%
% NH CVAP 19	92.8%
% NH White CVAP 19	49.2%
% NH Black CVAP 19	31.3%
% NH Asian CVAP 19	1.7%
% H CVAP 19	7.2%
% D 20_Pres	49.7%
% R 20_Pres	50.3%
ernate Schwartzberg	1.74
Polsby Popper	0.33
Perimeter	353.09
Reock	0.5
NH_Wht	318840
% NH_Wht	42.76%
AP_Blkl	248344
% AP_Blkl	33.3%
AP_Ind	80483
% AP_Ind	10.79%
AP_Asn	21808
% AP_Asn	2.92%
AP_Hwn	4278
% AP_Hwn	0.57%
AP_Oth	72021
% AP_Oth	9.66%
Hispanic Origin	93076
% Hispanic Origin	12.48%
18+_Pop	562191
NH18+_Wht	257444
% NH18+_Wht	45.79%
18+_AP_Blkl	179805
% 18+_AP_Blkl	31.98%
18+_AP_Ind	57796
% 18+_AP_Ind	10.28%
18+_AP_Asn	15329
% 18+_AP_Asn	2.73%
18+_AP_Hwn	2642
% 18+_AP_Hwn	0.47%

## District: 10



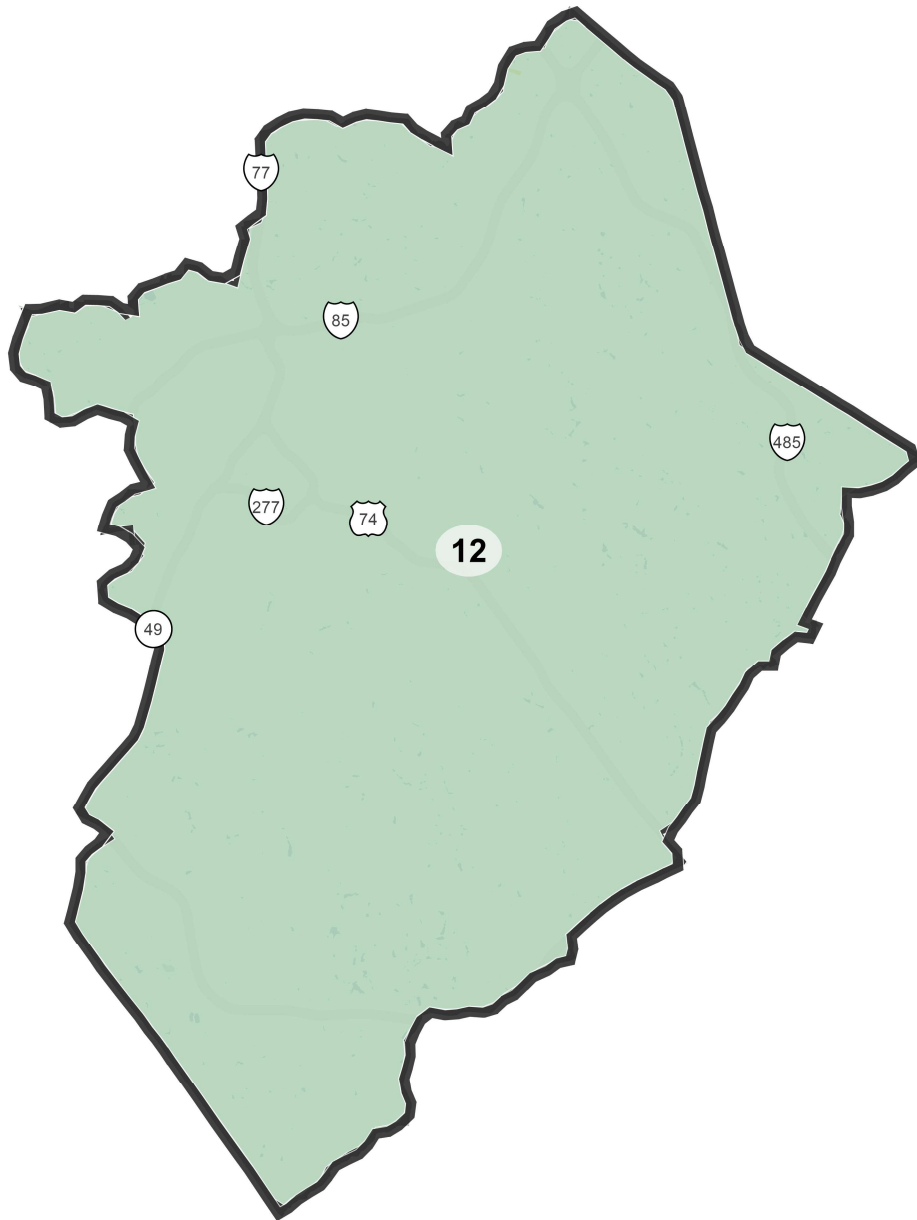
Field	Value
District	10
Population	745671
Deviation	0
% Deviation	0%
% NH CVAP 19	95.8%
% NH White CVAP 19	75.7%
% NH Black CVAP 19	16.8%
% NH Asian CVAP 19	2.1%
% H CVAP 19	4.2%
% D 20_Pres	39.7%
% R 20_Pres	60.3%
ernate Schwartzberg	1.33
Polsby Popper	0.56
Perimeter	282.73
Reock	0.51
NH_Wht	488242
% NH_Wht	65.48%
AP_BlK	130344
% AP_BlK	17.48%
AP_Ind	18293
% AP_Ind	2.45%
AP_Asn	34691
% AP_Asn	4.65%
AP_Hwn	1084
% AP_Hwn	0.15%
AP_Oth	69065
% AP_Oth	9.26%
Hispanic Origin	77518
% Hispanic Origin	10.4%
18+_Pop	561711
NH18+_Wht	386039
% NH18+_Wht	68.73%
18+_AP_BlK	93282
% 18+_AP_BlK	16.61%
18+_AP_Ind	12847

## District: 11



Field	Value
District	11
Population	745671
Deviation	0
% Deviation	0%
% NH CVAP 19	95.9%
% NH White CVAP 19	69.8%
% NH Black CVAP 19	22.9%
% NH Asian CVAP 19	2.0%
% H CVAP 19	4.1%
% D 20_Pres	47.4%
% R 20_Pres	52.6%
ernate Schwartzberg	1.6
Polsby Popper	0.39
Perimeter	213.99
Reock	0.49
NH_Wht	447247
% NH_Wht	59.98%
AP_BlK	181157
% AP_BlK	24.29%
AP_Ind	16612
% AP_Ind	2.23%
AP_Asn	29426
% AP_Asn	3.95%
AP_Hwn	939
% AP_Hwn	0.13%
AP_Oth	67902
% AP_Oth	9.11%
Hispanic Origin	76213
% Hispanic Origin	10.22%
18+_Pop	575918
NH18+_Wht	363179
% NH18+_Wht	63.06%
18+_AP_BlK	131269
% 18+_AP_BlK	22.79%
18+_AP_Ind	12165

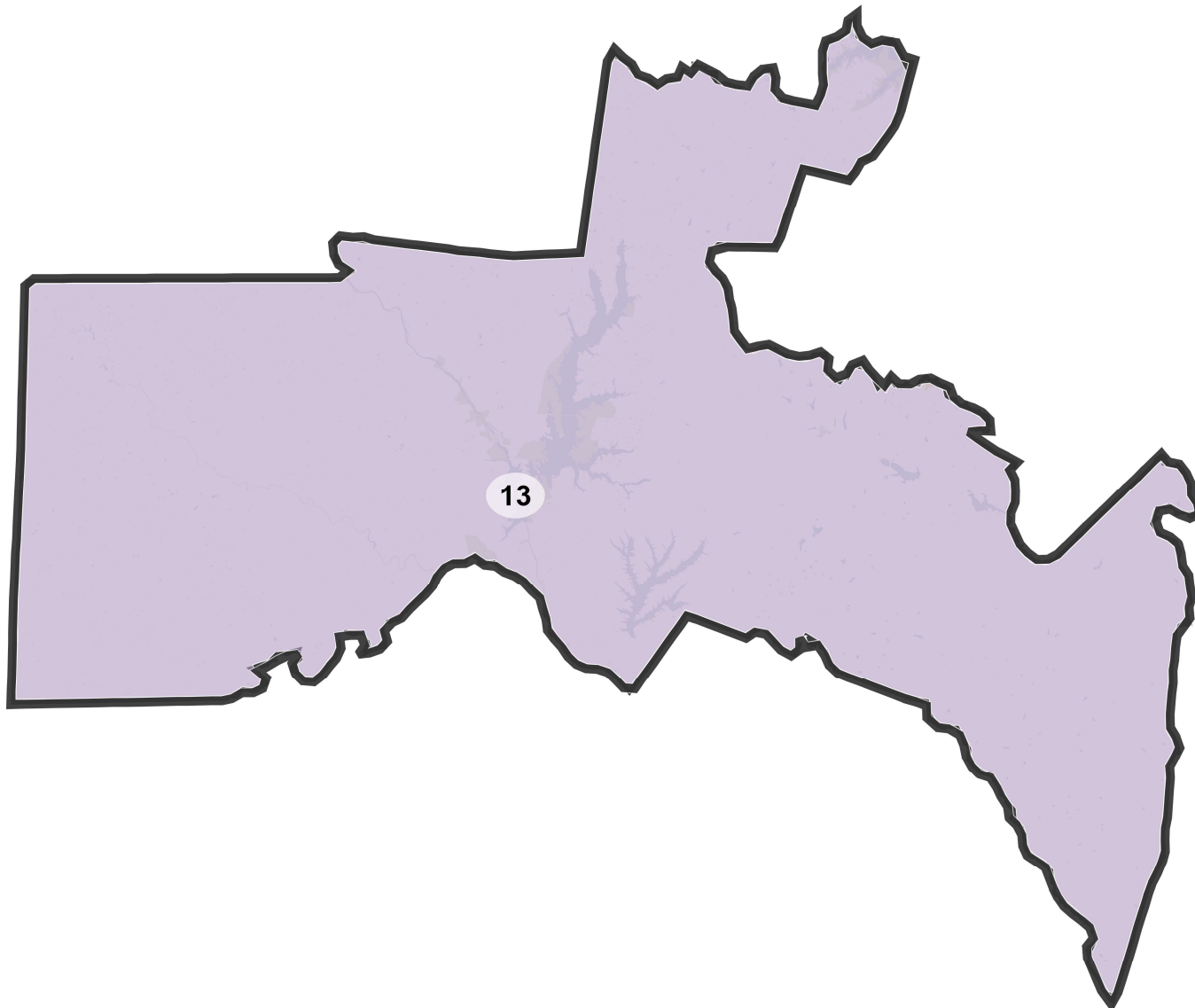
## District: 12



Field	Value
District	12
Population	745671
Deviation	0
% Deviation	0%
% NH CVAP 19	94.1%
% NH White CVAP 19	54.0%
% NH Black CVAP 19	35.2%
% NH Asian CVAP 19	3.8%
% H CVAP 19	5.9%
% D 20_Pres	70.5%
% R 20_Pres	29.5%
ernate Schwartzberg	1.49
Polsby Popper	0.45
Perimeter	85.43
Reock	0.48
NH_Wht	320879
% NH_Wht	43.03%
AP_BlK	242469
% AP_BlK	32.52%
AP_Ind	14874
% AP_Ind	1.99%
AP_Asn	56023
% AP_Asn	7.51%
AP_Hwn	1162
% AP_Hwn	0.16%
AP_Oth	106747
% AP_Oth	14.32%
Hispanic Origin	121289
% Hispanic Origin	16.27%
18+_Pop	579551
NH18+_Wht	269016
% NH18+_Wht	46.42%
18+_AP_BlK	182995
% 18+_AP_BlK	31.58%
18+_AP_Ind	10933
% 18+_AP_Ind	1.89%
18+_AP_Asn	40867
% 18+_AP_Asn	7.05%
18+_AP_Hwn	837
% 18+_AP_Hwn	0.14%

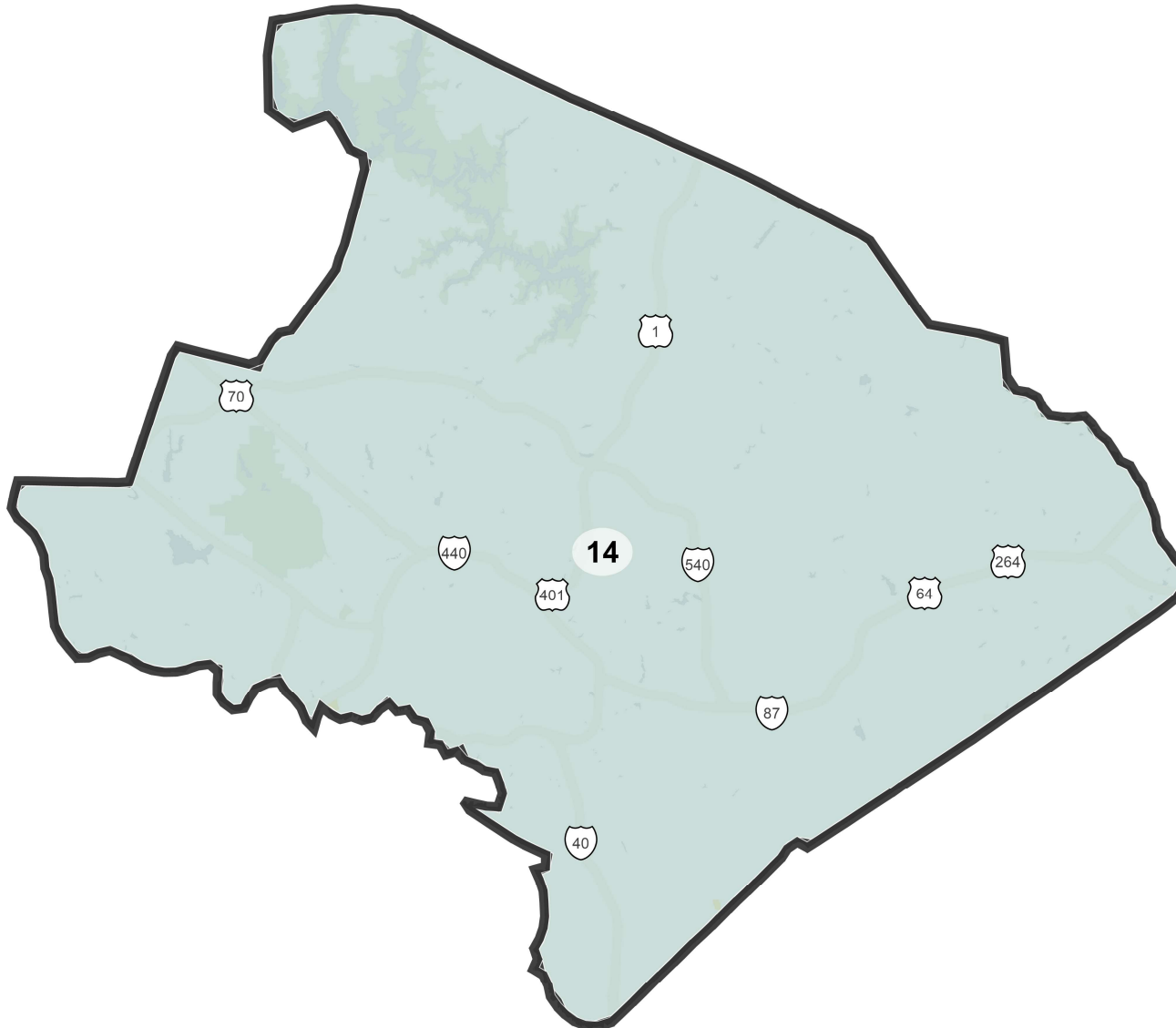


## District: 13



Field	Value
District	13
Population	745671
Deviation	0
% Deviation	0%
% NH CVAP 19	95.4%
% NH White CVAP 19	68.9%
% NH Black CVAP 19	20.8%
% NH Asian CVAP 19	4.6%
% H CVAP 19	4.6%
% D 20_Pres	62.2%
% R 20_Pres	37.8%
ernate Schwartzberg	2.24
Polsby Popper	0.2
Perimeter	293.01
Reock	0.35
NH_Wht	441620
% NH_Wht	59.22%
AP_BlK	139966
% AP_BlK	18.77%
AP_Ind	15502
% AP_Ind	2.08%
AP_Asn	67167
% AP_Asn	9.01%
AP_Hwn	1120
% AP_Hwn	0.15%
AP_Oth	76488
% AP_Oth	10.26%
Hispanic Origin	85927
% Hispanic Origin	11.52%
18+_Pop	566813
NH18+_Wht	351148
% NH18+_Wht	61.95%
18+_AP_BlK	104742
% 18+_AP_BlK	18.48%
18+_AP_Ind	10927

## District: 14



©2021 CALIPER; ©2020 HERE

Field	Value
District	14
Population	745671
Deviation	0
% Deviation	0%
% NH CVAP 19	95.2%
% NH White CVAP 19	63.9%
% NH Black CVAP 19	25.7%
% NH Asian CVAP 19	4.4%
% H CVAP 19	4.8%
% D 20_Pres	66.4%
% R 20_Pres	33.6%
ernate Schwartzberg	1.52
Polsby Popper	0.43
Perimeter	126.08
Reock	0.54
NH_Wht	397878
% NH_Wht	53.36%
AP_BlK	185391
% AP_BlK	24.86%
AP_Ind	14706
% AP_Ind	1.97%
AP_Asn	62728
% AP_Asn	8.41%
AP_Hwn	1214
% AP_Hwn	0.16%
AP_Oth	82193
% AP_Oth	11.02%
Hispanic Origin	92431
% Hispanic Origin	12.4%
18+_Pop	577201
NH18+_Wht	326287
% NH18+_Wht	56.53%
18+_AP_BlK	137108
% 18+_AP_BlK	23.75%
18+_AP_Ind	10588