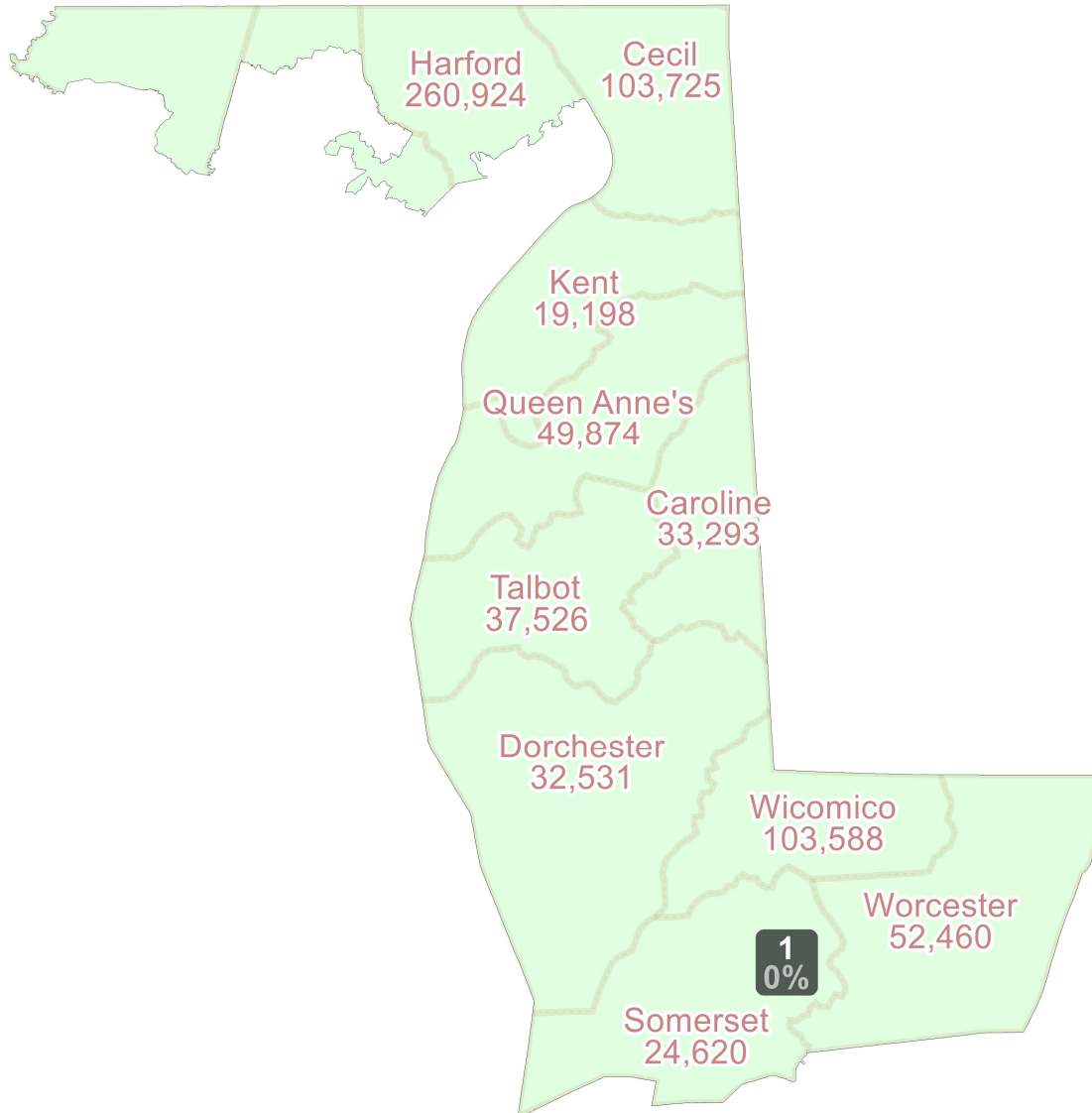


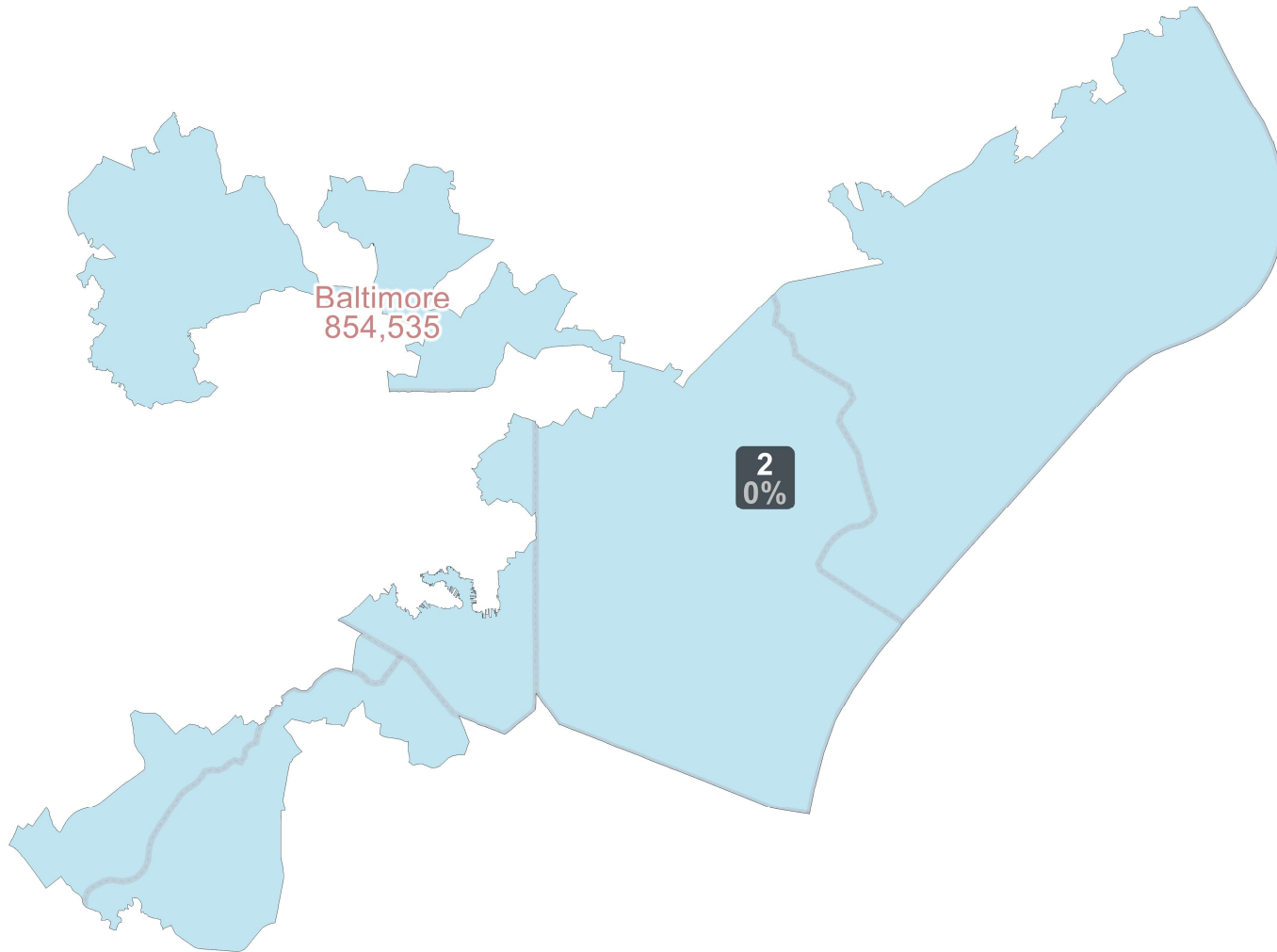
District: 1



©2021 CALIPER

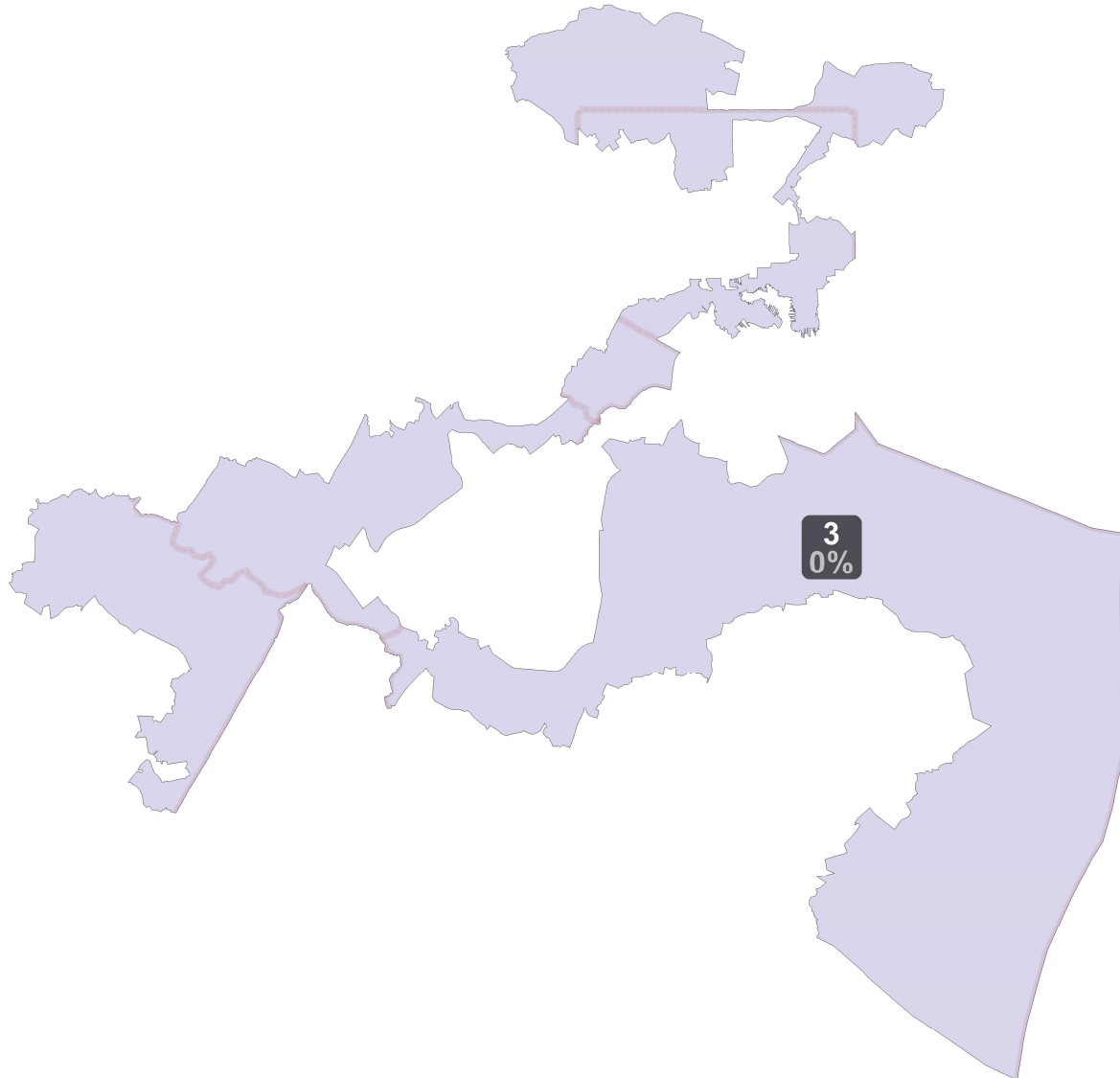
Field	Value
District	1
Population	772153
Deviation	0
% Deviation	0%
ernate Schwartzberg	2.36
Polsby Popper	0.18
Perimeter	625.01
Reock	0.27
NH_Wht	584662
% NH_Wht	75.72%
AP_BlK	105347
% AP_BlK	13.64%
AP_Ind	15456
% AP_Ind	2%
AP_Asn	26720
% AP_Asn	3.46%
AP_Hwn	1232
% AP_Hwn	0.16%
AP_Oth	37369
% AP_Oth	4.84%
Hispanic Origin	39929
% Hispanic Origin	5.17%
18+_Pop	608729
NH18+_Wht	476768
% NH18+_Wht	78.32%
18+_AP_BlK	75646
% 18+_AP_BlK	12.43%
18+_AP_Ind	11135
% 18+_AP_Ind	1.83%
18+_AP_Asn	18753
% 18+_AP_Asn	3.08%
18+_AP_Hwn	805
% 18+_AP_Hwn	0.13%
18+_AP_Oth	24789
% 18+_AP_Oth	4.07%

District: 2



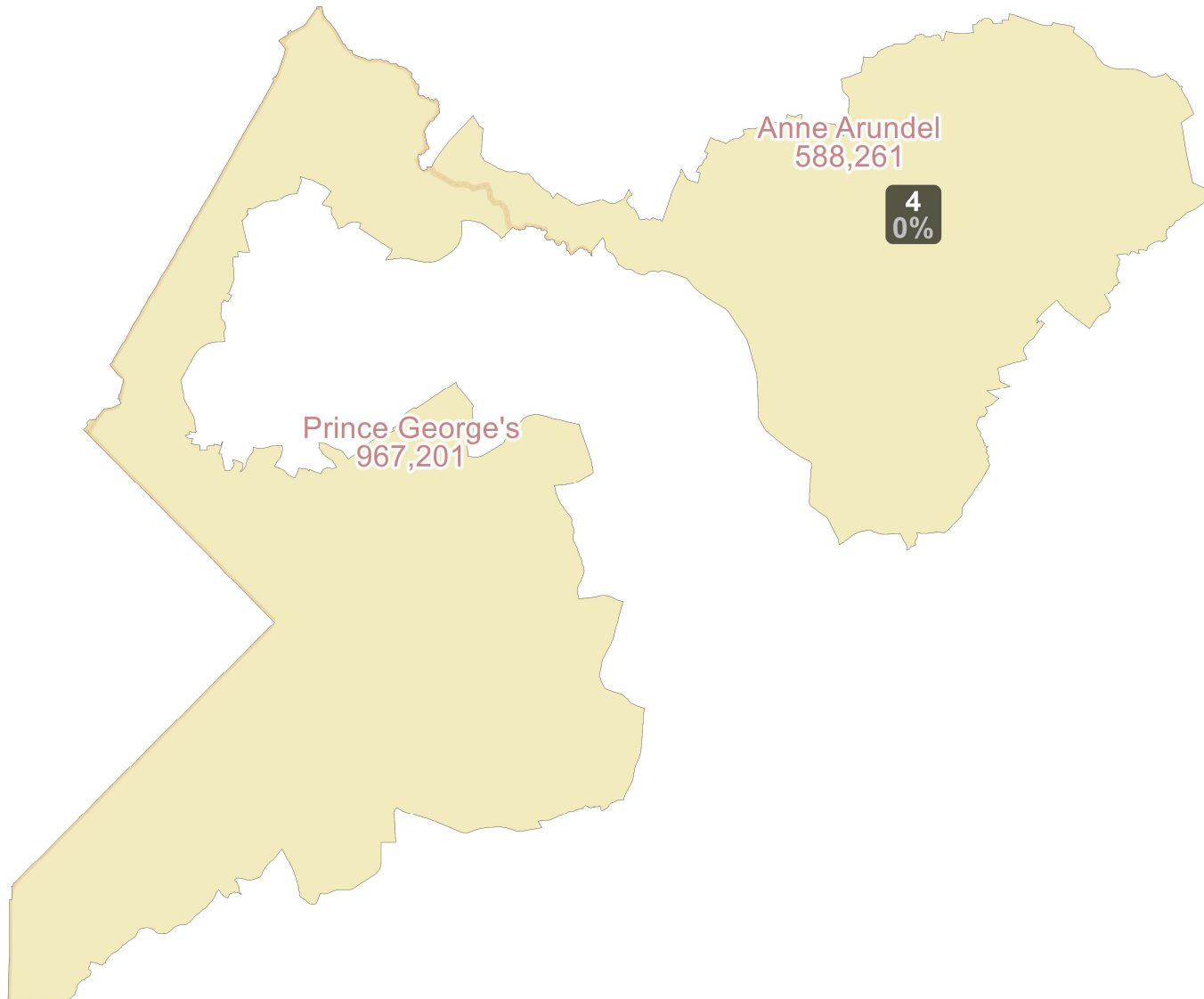
Field	Value
District	2
Population	772153
Deviation	0
% Deviation	0%
ernate Schwartzberg	3.66
Polsby Popper	0.07
Perimeter	296.34
Reock	0.25
NH_Wht	344393
% NH_Wht	44.6%
AP_BlK	289783
% AP_BlK	37.53%
AP_Ind	17477
% AP_Ind	2.26%
AP_Asn	53878
% AP_Asn	6.98%
AP_Hwn	1479
% AP_Hwn	0.19%
AP_Oth	68091
% AP_Oth	8.82%
Hispanic Origin	76487
% Hispanic Origin	9.91%
18+_Pop	595803
NH18+_Wht	289419
% NH18+_Wht	48.58%
18+_AP_BlK	209051
% 18+_AP_BlK	35.09%
18+_AP_Ind	12628
% 18+_AP_Ind	2.12%
18+_AP_Asn	40189
% 18+_AP_Asn	6.75%
18+_AP_Hwn	951
% 18+_AP_Hwn	0.16%
18+_AP_Oth	45562
% 18+_AP_Oth	7.65%

District: 3



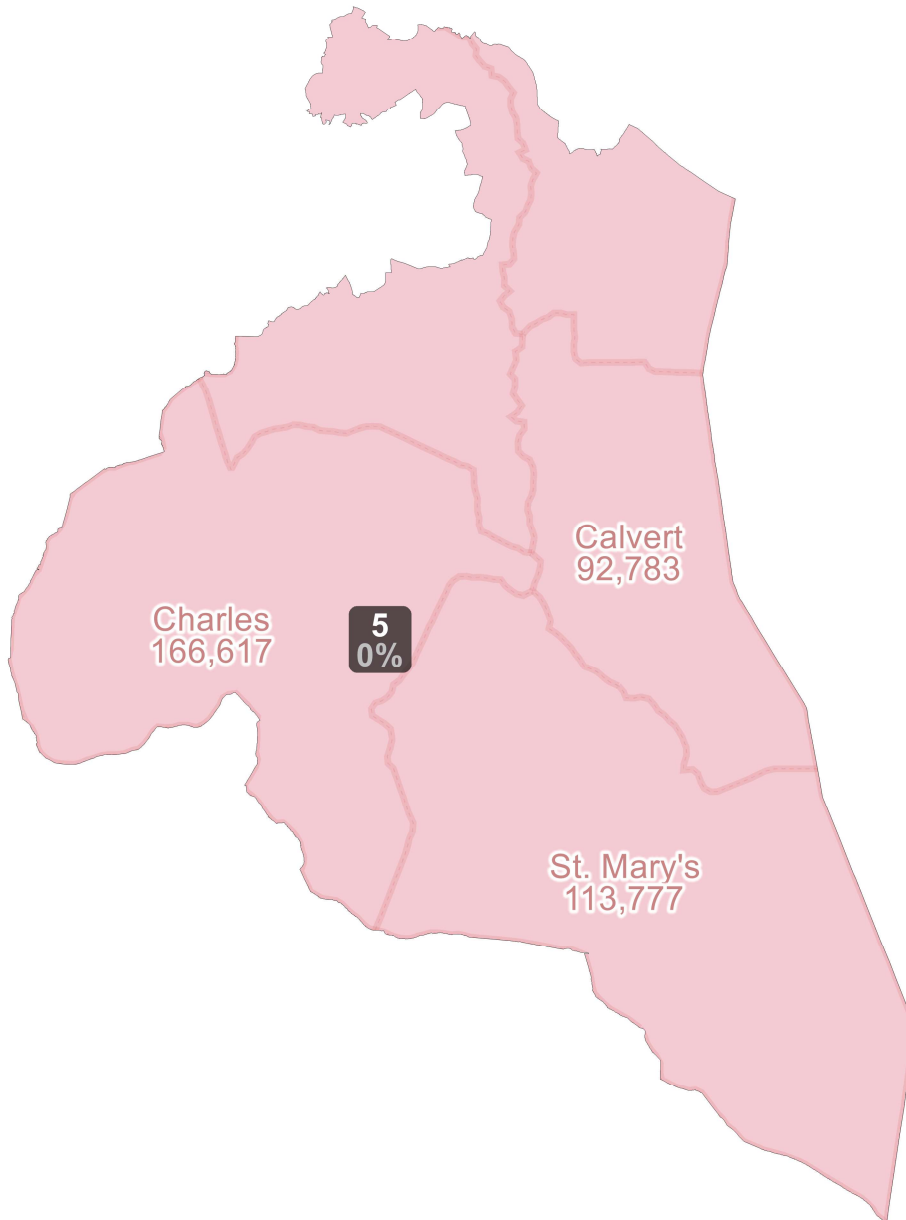
Field	Value
District	3
Population	772153
Deviation	0
% Deviation	0%
ernate Schwartzberg	5
Polsby Popper	0.04
Perimeter	342.15
Reock	0.25
NH_Wht	415316
% NH_Wht	53.79%
AP_BlK	196865
% AP_BlK	25.5%
AP_Ind	15084
% AP_Ind	1.95%
AP_Asn	67131
% AP_Asn	8.69%
AP_Hwn	1413
% AP_Hwn	0.18%
AP_Oth	77301
% AP_Oth	10.01%
Hispanic Origin	84668
% Hispanic Origin	10.97%
18+_Pop	607042
NH18+_Wht	347191
% NH18+_Wht	57.19%
18+_AP_BlK	143911
% 18+_AP_BlK	23.71%
18+_AP_Ind	11067
% 18+_AP_Ind	1.82%
18+_AP_Asn	51395
% 18+_AP_Asn	8.47%
18+_AP_Hwn	1026
% 18+_AP_Hwn	0.17%
18+_AP_Oth	52893
% 18+_AP_Oth	8.71%

District: 4



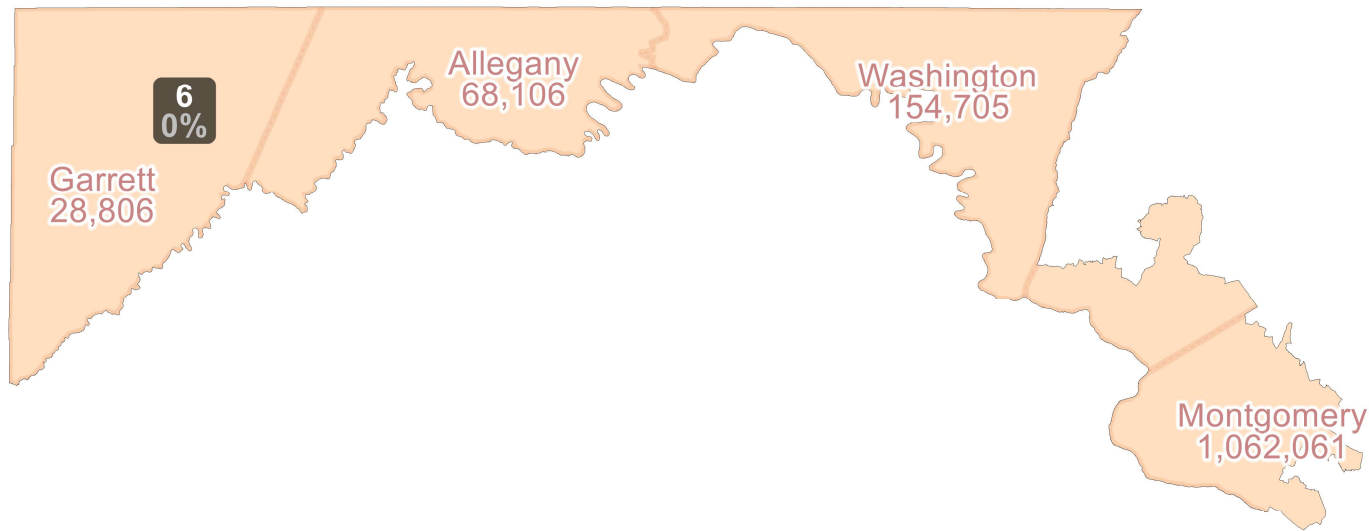
Field	Value
District	4
Population	772153
Deviation	0
% Deviation	0%
ernate Schwartzberg	3.03
Polsby Popper	0.11
Perimeter	187.71
Reock	0.25
NH_Wht	155848
% NH_Wht	20.18%
AP_BlK	428066
% AP_BlK	55.44%
AP_Ind	19163
% AP_Ind	2.48%
AP_Asn	34140
% AP_Asn	4.42%
AP_Hwn	1434
% AP_Hwn	0.19%
AP_Oth	141734
% AP_Oth	18.36%
Hispanic Origin	156782
% Hispanic Origin	20.3%
18+_Pop	595597
NH18+_Wht	127236
% NH18+_Wht	21.36%
18+_AP_BlK	337208
% 18+_AP_BlK	56.62%
18+_AP_Ind	14070
% 18+_AP_Ind	2.36%
18+_AP_Asn	26001
% 18+_AP_Asn	4.37%
18+_AP_Hwn	1061
% 18+_AP_Hwn	0.18%
18+_AP_Oth	97198
% 18+_AP_Oth	16.32%

District: 5



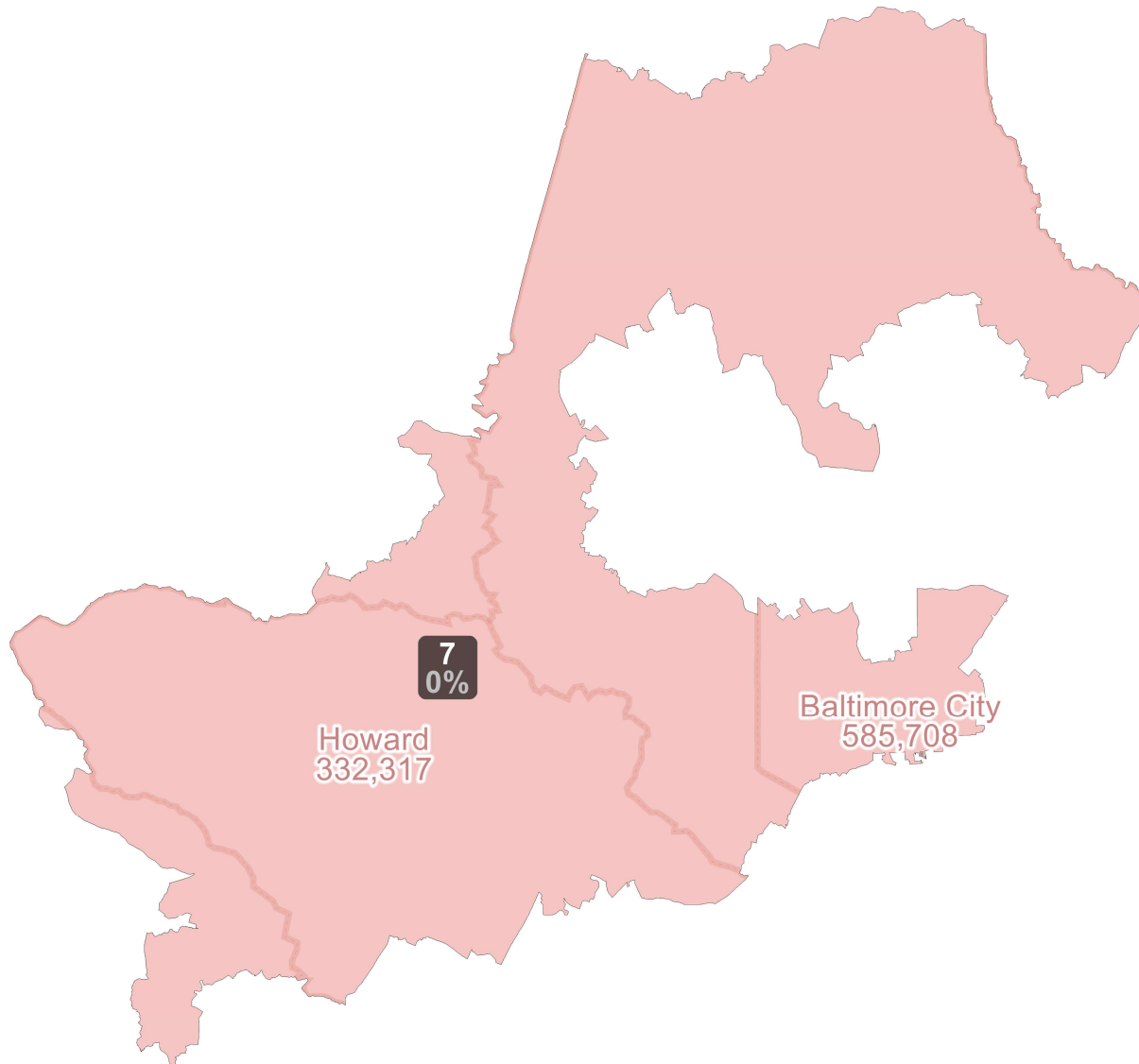
Field	Value
District	5
Population	772153
Deviation	0
% Deviation	0%
ernate Schwartzberg	1.76
Polsby Popper	0.32
Perimeter	297.27
Reock	0.37
NH_Wht	317198
% NH_Wht	41.08%
AP_Blak	322923
% AP_Blak	41.82%
AP_Ind	19233
% AP_Ind	2.49%
AP_Asn	43113
% AP_Asn	5.58%
AP_Hwn	1837
% AP_Hwn	0.24%
AP_Oth	75063
% AP_Oth	9.72%
Hispanic Origin	83640
% Hispanic Origin	10.83%
18+_Pop	601278
NH18+_Wht	259604
% NH18+_Wht	43.18%
18+_AP_Blak	246958
% 18+_AP_Blak	41.07%
18+_AP_Ind	14008
% 18+_AP_Ind	2.33%
18+_AP_Asn	33010
% 18+_AP_Asn	5.49%
18+_AP_Hwn	1214
% 18+_AP_Hwn	0.2%
18+_AP_Oth	51312
% 18+_AP_Oth	8.53%
H18+_Pop	55693
% H18+_Pop	9.26%

District: 6



Field	Value
District	6
Population	772153
Deviation	0
% Deviation	0%
ernate Schwartzberg	3.51
Polsby Popper	0.08
Perimeter	553.73
Reock	0.14
NH_Wht	414043
% NH_Wht	53.62%
AP_BlK	128750
% AP_BlK	16.67%
AP_Ind	15593
% AP_Ind	2.02%
AP_Asn	104013
% AP_Asn	13.47%
AP_Hwn	1486
% AP_Hwn	0.19%
AP_Oth	103890
% AP_Oth	13.45%
Hispanic Origin	117743
% Hispanic Origin	15.25%
18+_Pop	596333
NH18+_Wht	340419
% NH18+_Wht	57.09%
18+_AP_BlK	90746
% 18+_AP_BlK	15.22%
18+_AP_Ind	11234
% 18+_AP_Ind	1.88%
18+_AP_Asn	77444
% 18+_AP_Asn	12.99%
18+_AP_Hwn	998
% 18+_AP_Hwn	0.17%
18+_AP_Oth	72351
% 18+_AP_Oth	12.13%

District: 7



Field	Value
District	7
Population	772153
Deviation	0
% Deviation	0%
ernate Schwartzberg	3.06
Polsby Popper	0.11
Perimeter	250.74
Reock	0.34
NH_Wht	255834
% NH_Wht	33.13%
AP_BlK	389746
% AP_BlK	50.48%
AP_Ind	11675
% AP_Ind	1.51%
AP_Asn	82141
% AP_Asn	10.64%
AP_Hwn	1191
% AP_Hwn	0.15%
AP_Oth	37943
% AP_Oth	4.91%
Hispanic Origin	40741
% Hispanic Origin	5.28%
18+_Pop	610007
NH18+_Wht	214253
% NH18+_Wht	35.12%
18+_AP_BlK	302921
% 18+_AP_BlK	49.66%
18+_AP_Ind	8668
% 18+_AP_Ind	1.42%
18+_AP_Asn	60925
% 18+_AP_Asn	9.99%
18+_AP_Hwn	860
% 18+_AP_Hwn	0.14%
18+_AP_Oth	26690
% 18+_AP_Oth	4.38%

District: 8



Field	Value
District	8
Population	772153
Deviation	0
% Deviation	0%
ernate Schwartzberg	3.11
Polsby Popper	0.1
Perimeter	316.55
Reock	0.32
NH_Wht	426488
% NH_Wht	55.23%
AP_Blk	115973
% AP_Blk	15.02%
AP_Ind	14969
% AP_Ind	1.94%
AP_Asn	91037
% AP_Asn	11.79%
AP_Hwn	1368
% AP_Hwn	0.18%
AP_Oth	118788
% AP_Oth	15.38%
Hispanic Origin	129755
% Hispanic Origin	16.8%
18+_Pop	600413
NH18+_Wht	346470
% NH18+_Wht	57.71%
18+_AP_Blk	86548
% 18+_AP_Blk	14.41%
18+_AP_Ind	10823
% 18+_AP_Ind	1.8%
18+_AP_Asn	68842
% 18+_AP_Asn	11.47%
18+_AP_Hwn	934
% 18+_AP_Hwn	0.16%
18+_AP_Oth	84640
% 18+_AP_Oth	14.1%
H18+_Pop	90971
% H18+_Pop	15.15%