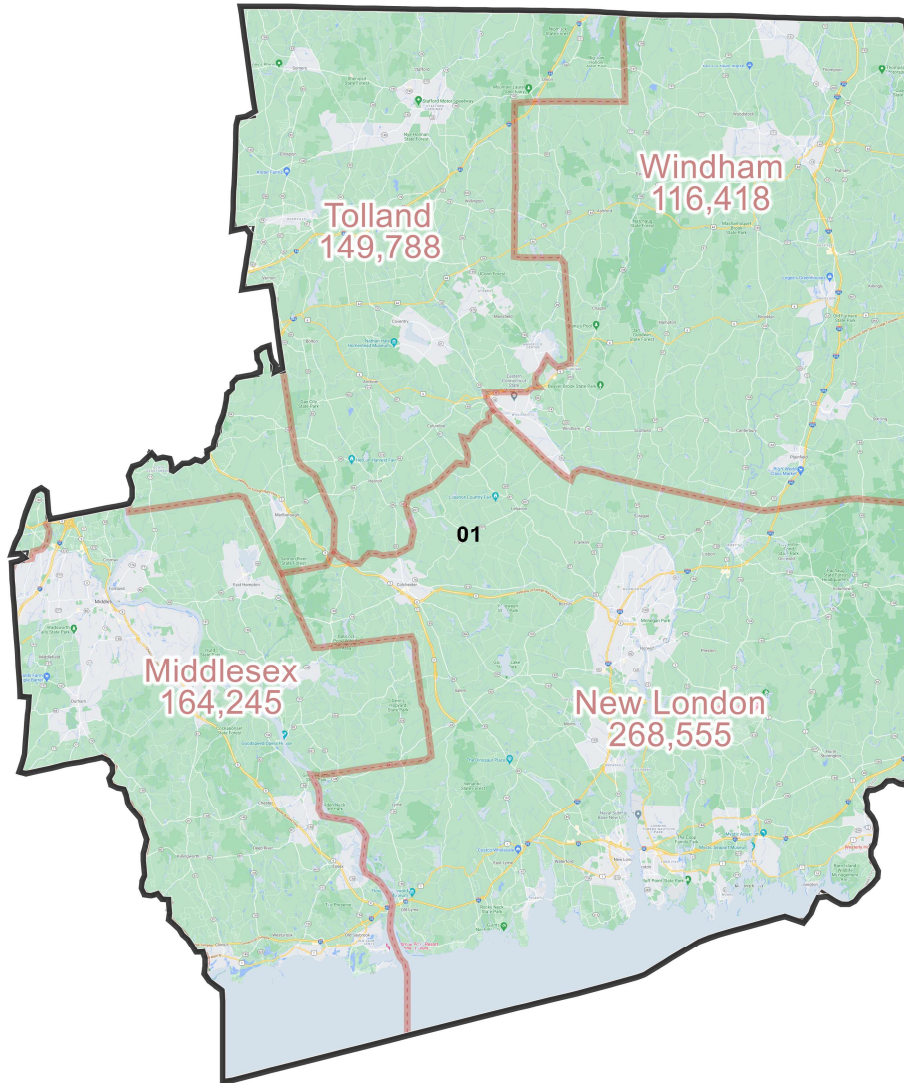
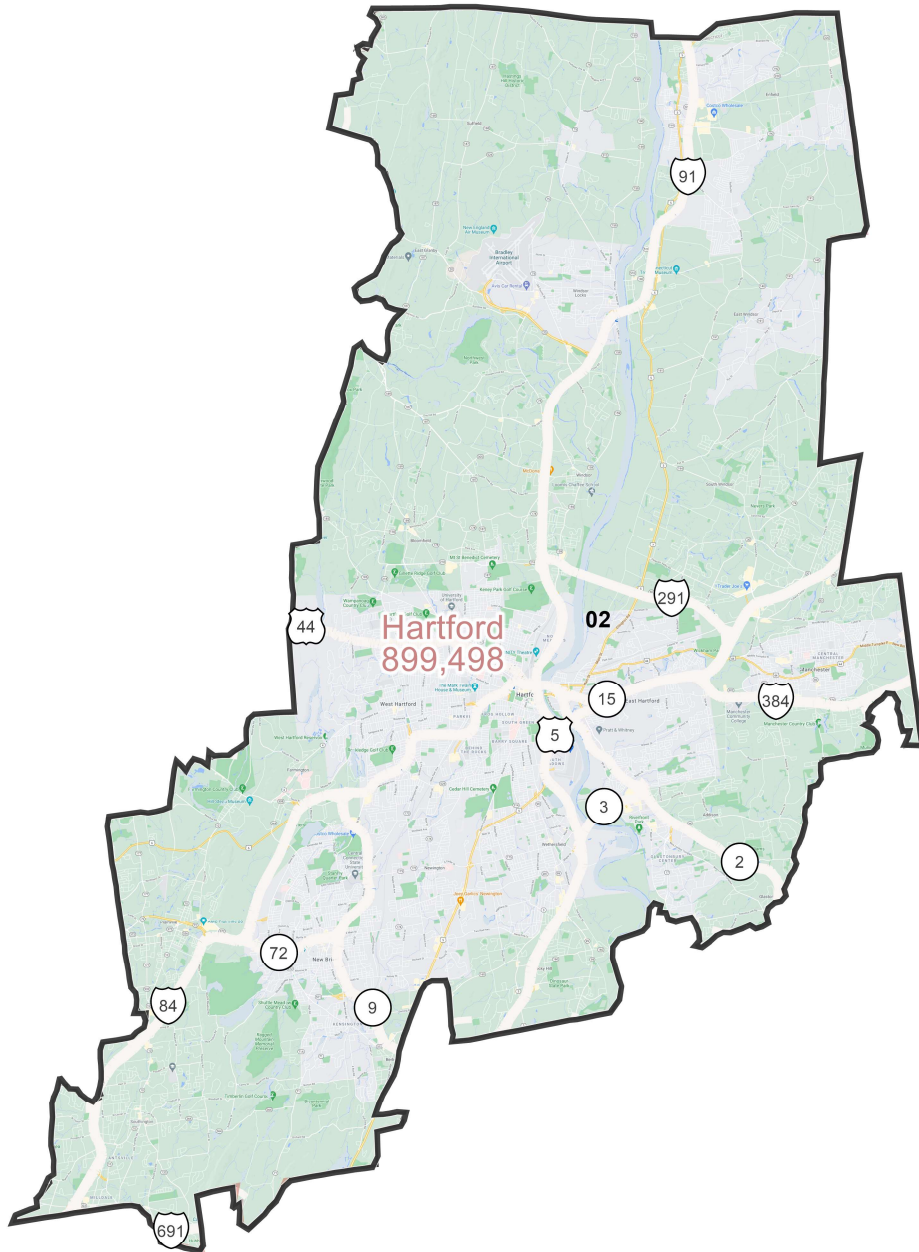


# District: 01



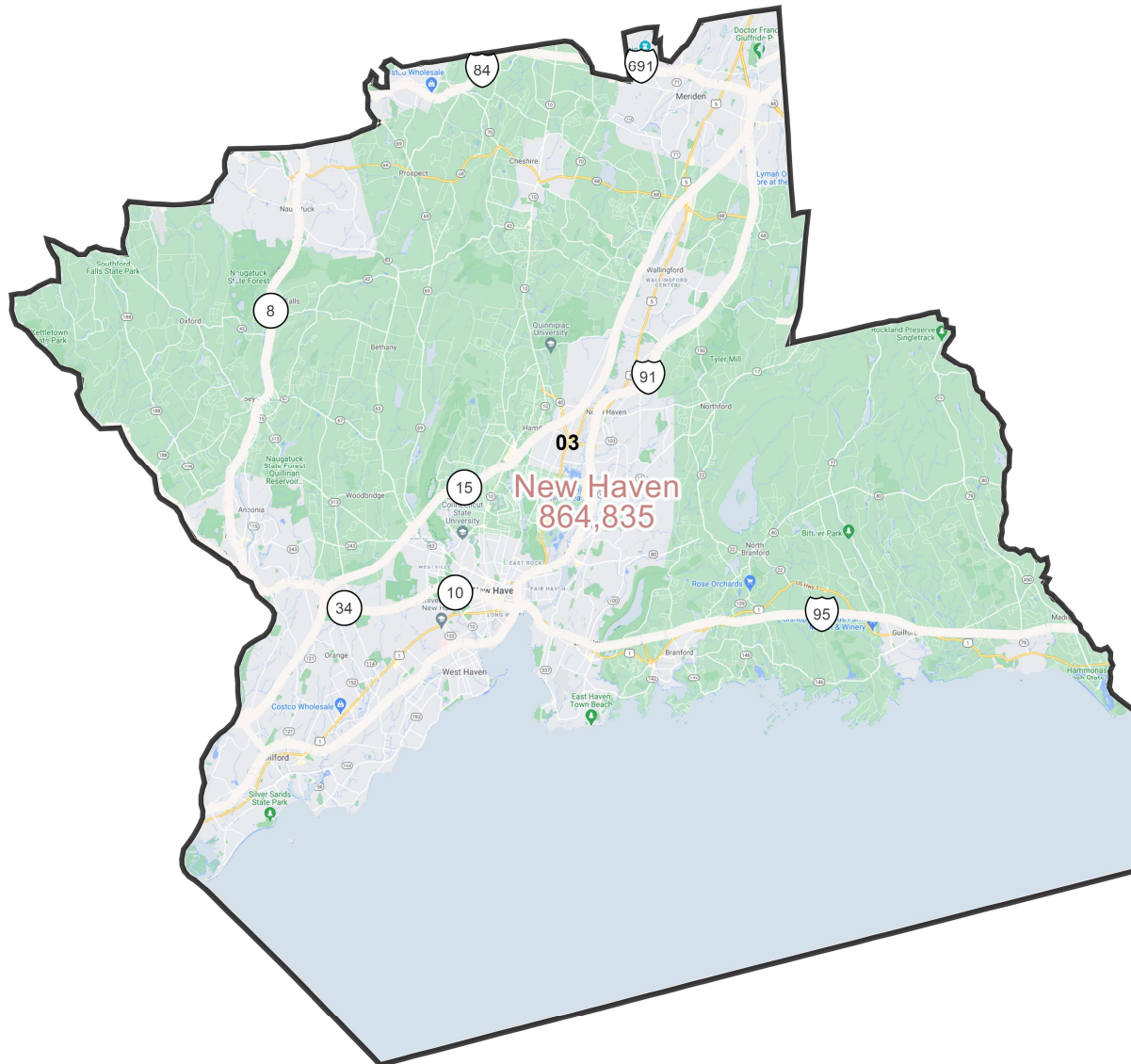
Field	Value
District	01
District Label	01 -0%
Population	721,188
Ideal Value	721,189
Deviation	-1
% Deviation	-0.00%
Adj_18+_Pop	585,001
% NH CVAP 19	93.6%
% NH White CVAP 19	85.4%
% NH Black CVAP 19	4.3%
% NH Asian CVAP 19	2.7%
% H CVAP 19	6.4%
% D 20_Pres	56.2%
% R 20_Pres	43.8%
NH_Wht	557415
AP_Bl	47030
AP_Ind	16720
AP_Asn	34647
AP_Hwn	1671
AP_Oth	57457
Hispanic Origin	68020
18+_Pop	587097
NH18+_Wht	469236
18+_AP_Bl	33057
18+_AP_Ind	12219
18+_AP_Asn	26503
18+_AP_Hwn	1120
18+_AP_Oth	40935
H18+_Pop	46017
D 20_Pres	215526.88
R 20_Pres	168110.27
20_Pres	383637.15
Total CVAP 19	561570.27
NH CVAP 19	525696.07
NH White CVAP 19	479395.39
NH Black CVAP 19	24339.81
NH Asian CVAP 19	14962.86
H CVAP 19	35912.12
ernate Schwartzberg	1.38
Polsby Popper	0.53

# District: 02



Field	Value
District	02
District Label	02 -0%
Population	721,188
Ideal Value	721,189
Deviation	-1
% Deviation	-0.00%
Adj_18+_Pop	571,132
% NH CVAP 19	82.8%
% NH White CVAP 19	63.2%
% NH Black CVAP 19	15.2%
% NH Asian CVAP 19	3.6%
% H CVAP 19	17.2%
% D 20_Pres	66.3%
% R 20_Pres	33.7%
NH_Wht	382450
AP_Blk	140794
AP_Ind	11443
AP_Asn	50831
AP_Hwn	1222
AP_Oth	121802
Hispanic Origin	150751
18+_Pop	573308
NH18+_Wht	326697
18+_AP_Blk	103326
18+_AP_Ind	8403
18+_AP_Asn	37031
18+_AP_Hwn	866
18+_AP_Oth	88585
H18+_Pop	105317
D 20_Pres	223870.80
R 20_Pres	113937.76
20_Pres	337808.56
Total CVAP 19	517735.98
NH CVAP 19	428486.83
NH White CVAP 19	327141.35
NH Black CVAP 19	78671.28
NH Asian CVAP 19	18755.84
H CVAP 19	89207.58
ernate Schwartzberg	1.88
Polsby Popper	0.28

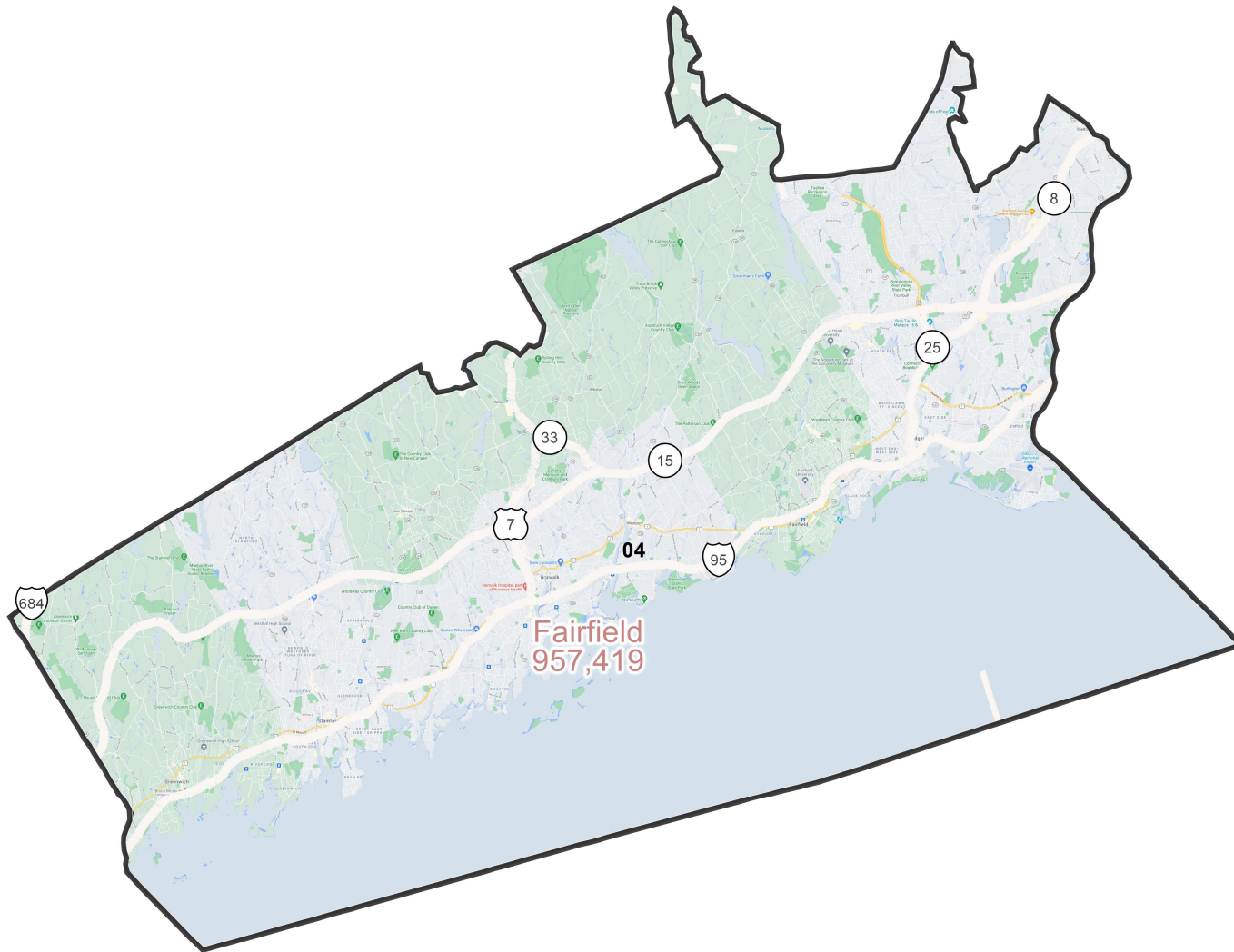
## District: 03



©2021 CALIPER; ©2020 HERE

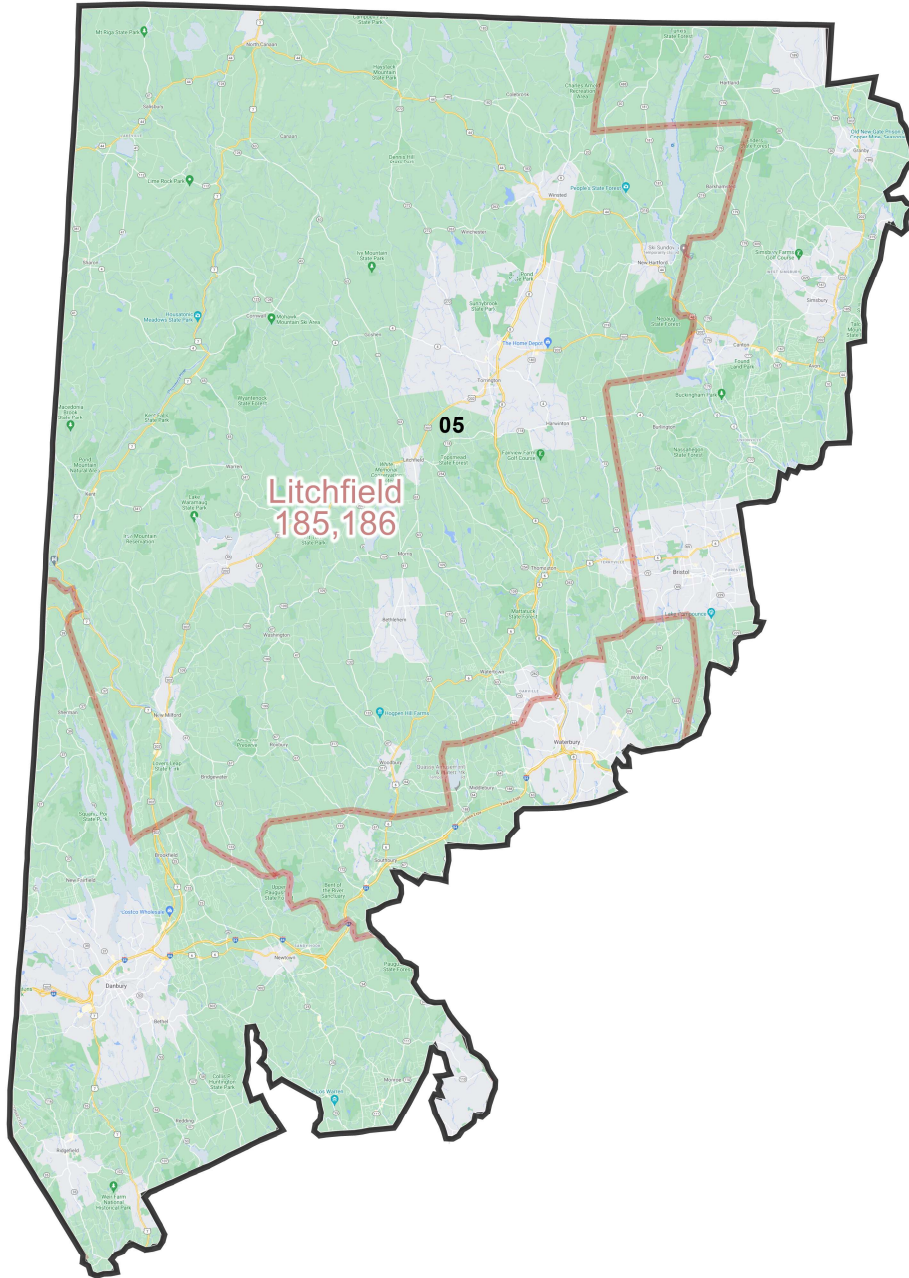
Field	Value
District	03
District Label	03 0%
Population	721,189
Ideal Value	721,189
Deviation	0
% Deviation	0.00%
Adj_18+_Pop	580,697
% NH CVAP 19	87.9%
% NH White CVAP 19	71.6%
% NH Black CVAP 19	12.2%
% NH Asian CVAP 19	3.3%
% H CVAP 19	12.1%
% D 20_Pres	59.8%
% R 20_Pres	40.2%
NH_Wht	441138
AP_BlK	112086
AP_Ind	11775
AP_Asn	40338
AP_Hwn	1047
AP_Oth	100918
Hispanic Origin	126348
18+_Pop	580517
NH18+_Wht	377721
18+_AP_BlK	81546
18+_AP_Ind	8759
18+_AP_Asn	30593
18+_AP_Hwn	780
18+_AP_Oth	71772
H18+_Pop	86820
D 20_Pres	212325.89
R 20_Pres	142882.87
20_Pres	355208.76
Total CVAP 19	537258.37
NH CVAP 19	472233.35
NH White CVAP 19	384528.90

## District: 04



Field	Value
District	04
District Label	04 0%
Population	721,189
Ideal Value	721,189
Deviation	0
% Deviation	0.00%
Adj_18+_Pop	559,907
% NH CVAP 19	85.1%
% NH White CVAP 19	66.8%
% NH Black CVAP 19	13.3%
% NH Asian CVAP 19	4.3%
% H CVAP 19	14.9%
% D 20_Pres	66.5%
% R 20_Pres	33.5%
NH_Wht	392036
AP_BlK	111961
AP_Ind	9795
AP_Asn	47636
AP_Hwn	1011
AP_Oth	145277
Hispanic Origin	165024
18+_Pop	558480
NH18+_Wht	319676
18+_AP_BlK	82640
18+_AP_Ind	7029
18+_AP_Asn	34049
18+_AP_Hwn	760
18+_AP_Oth	104858
H18+_Pop	116754
D 20_Pres	227041.26
R 20_Pres	114590.30
20_Pres	341631.56
Total CVAP 19	468361.65
NH CVAP 19	398562.38
NH White CVAP 19	313001.80

# District: 05



Field	Value
District	05
District Label	05 0%
Population	721,190
Ideal Value	721,189
Deviation	1
% Deviation	0.00%
Adj_18+_Pop	570,112
% NH CVAP 19	90.4%
% NH White CVAP 19	81.9%
% NH Black CVAP 19	5.2%
% NH Asian CVAP 19	2.7%
% H CVAP 19	9.6%
% D 20_Pres	53.6%
% R 20_Pres	46.4%
NH_Wht	506193
AP_BlK	55545
AP_Ind	11177
AP_Asn	32241
AP_Hwn	1020
AP_Oth	104086
Hispanic Origin	113150
18+_Pop	569825
NH18+_Wht	420463
18+_AP_BlK	38631
18+_AP_Ind	8287
18+_AP_Asn	22548
18+_AP_Hwn	768
18+_AP_Oth	72796
H18+_Pop	75787
D 20_Pres	202066.17
R 20_Pres	175195.80
20_Pres	377261.97
Total CVAP 19	520406.42
NH CVAP 19	470526.81
NH White CVAP 19	426237.17
NH Black CVAP 19	26920.12
NH Asian CVAP 19	14035.68
H CVAP 19	49950.35
ernate Schwartzberg	1.65
Polsby Popper	0.37