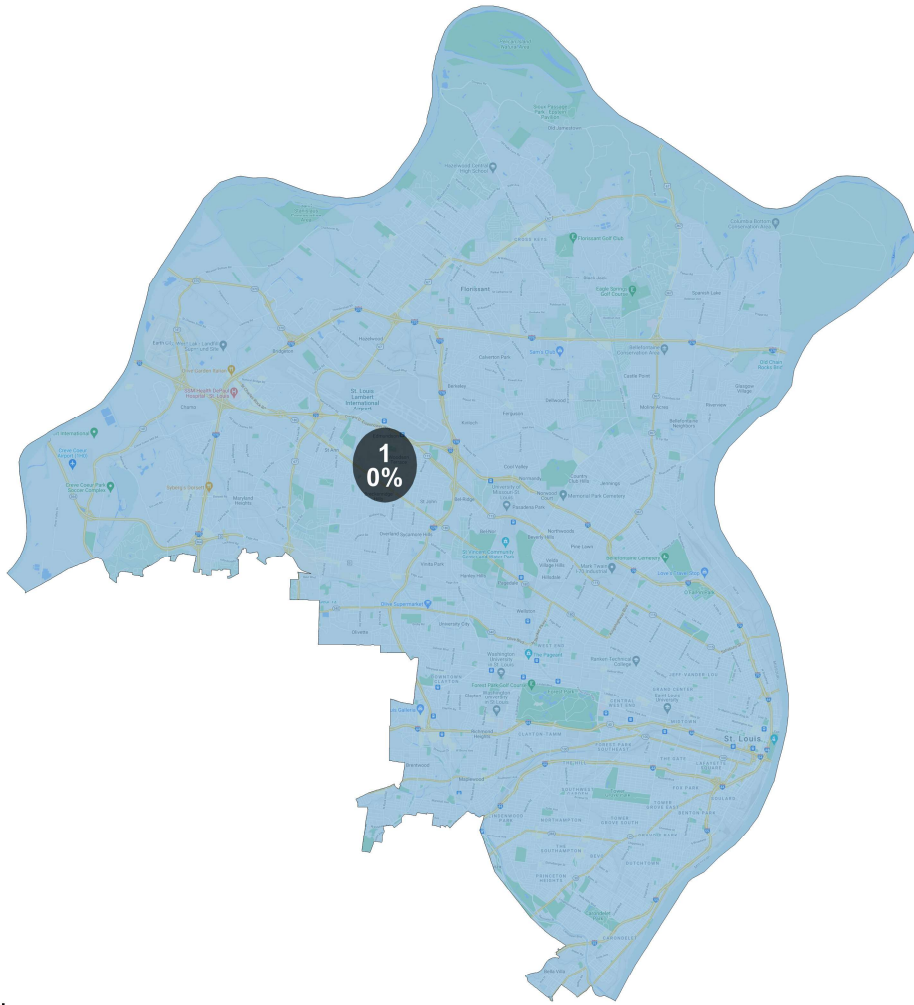


District: 1



Field	Value
District	1
Population	769364
Deviation	0
% Deviation	0%
% D 20_Pres	79.88%
% R 20_Pres	20.12%
% NH CVAP 19	97.9%
% NH White CVAP 19	48.54%
% NH Black CVAP 19	46.03%
% NH Asian CVAP 19	2.27%
% H CVAP 19	2.1%
ernate Schwartzberg	1.68
Polsby Popper	0.36
Perimeter	97.28
Reock	0.54
NH_Wht	309228
% NH_Wht	40.19%
AP_BlK	377316
% AP_BlK	49.04%
AP_Ind	14117
% AP_Ind	1.83%
AP_Asn	36426
% AP_Asn	4.73%
AP_Hwn	907
% AP_Hwn	0.12%
AP_Oth	34728
% AP_Oth	4.51%
Hispanic Origin	35074
% Hispanic Origin	4.56%
18+_Pop	610151
NH18+_Wht	269051
% NH18+_Wht	44.1%
18+_AP_BlK	277440
% 18+_AP_BlK	45.47%
18+_AP_Ind	10947
% 18+_AP_Ind	1.79%
18+_AP_Asn	29235
% 18+_AP_Asn	4.79%
18+_AP_Hwn	679
% 18+_AP_Hwn	0.11%

Map layers

Districts

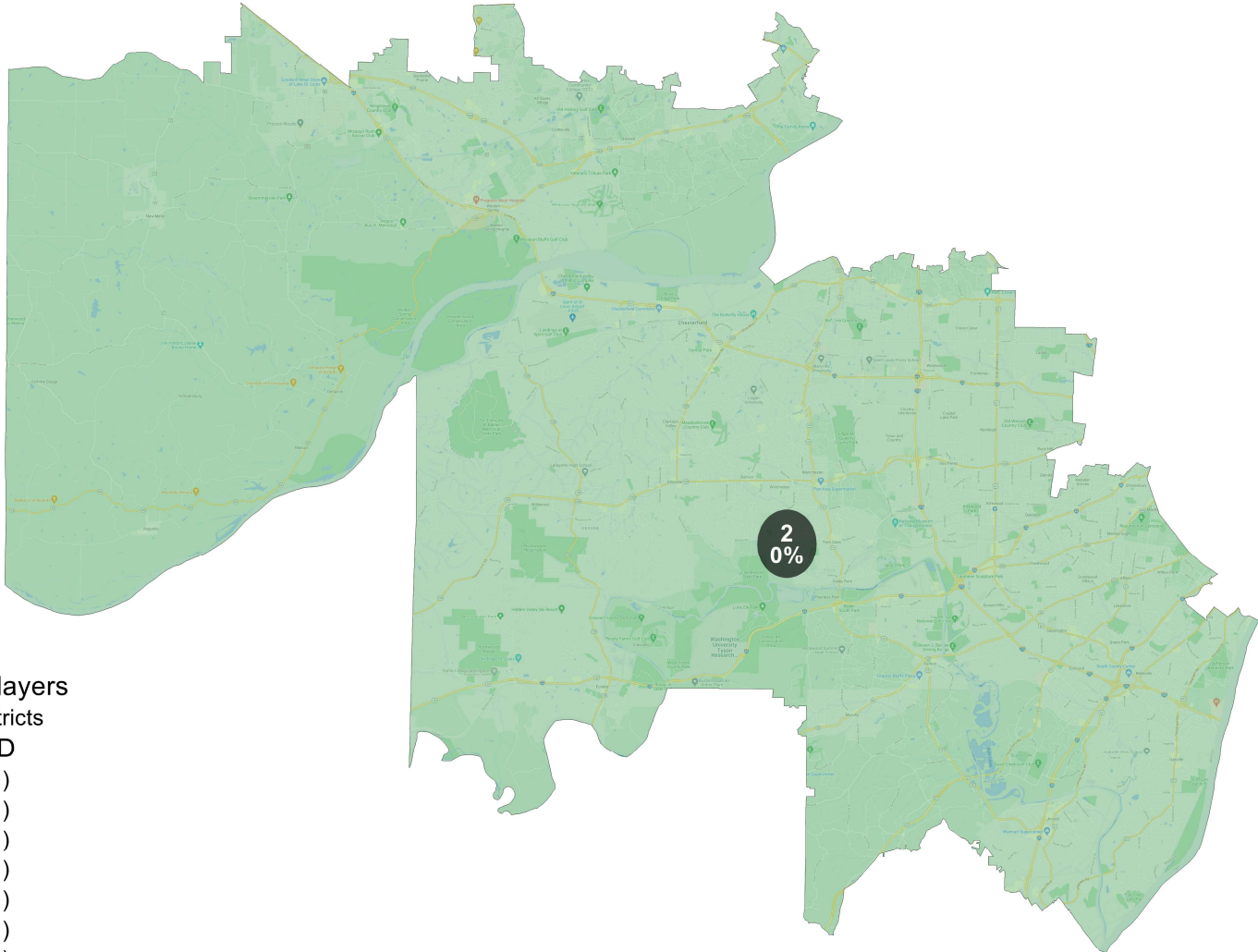
ID

- 1 (1)
- 2 (1)
- 3 (1)
- 4 (1)
- 5 (1)
- 6 (1)
- 7 (1)
- 8 (1)

0 2.5 5
Miles

©2021 CALIPER

District: 2



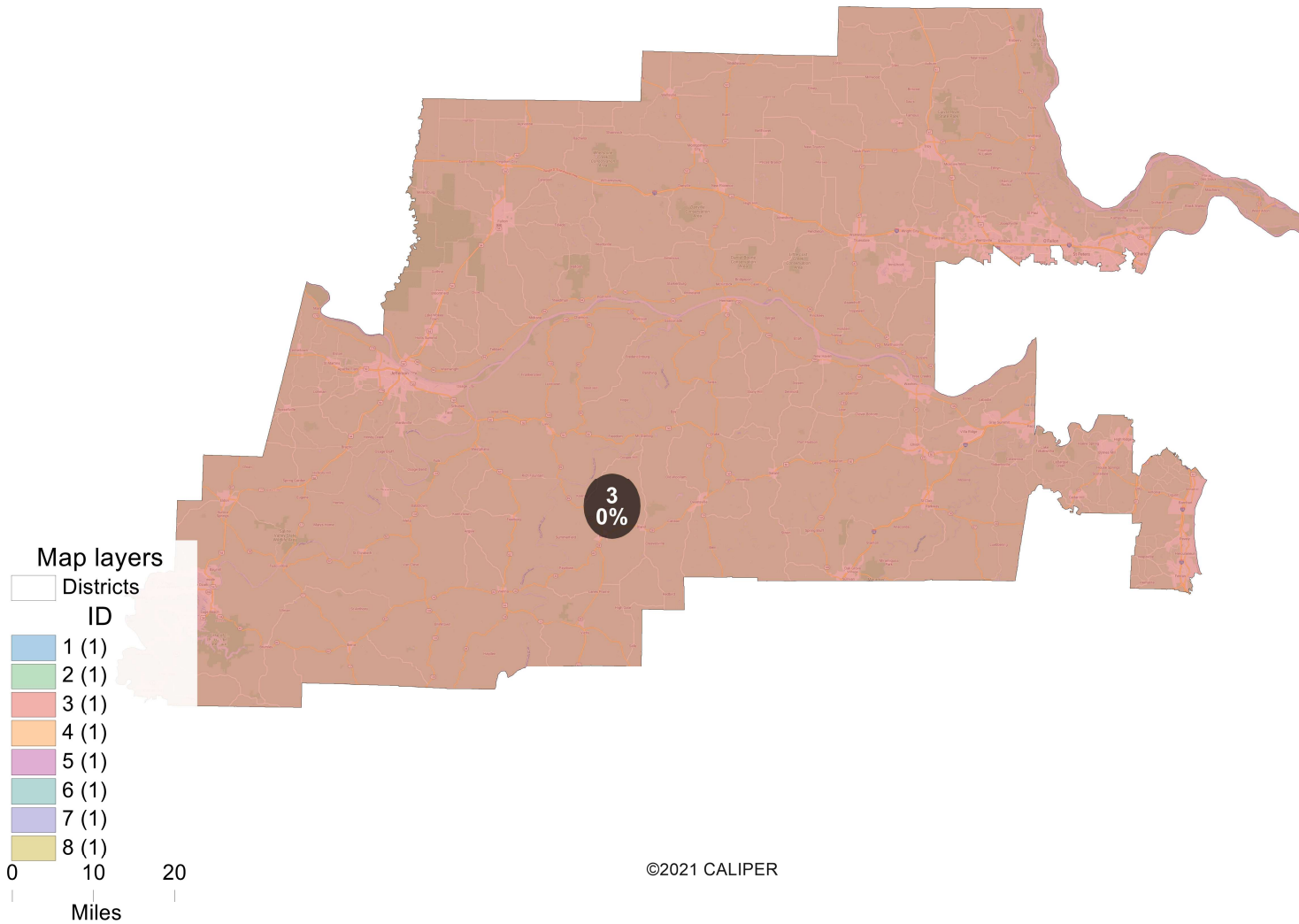
Field	Value
District	2
Population	769364
Deviation	0
% Deviation	0%
% D 20_Pres	48.35%
% R 20_Pres	51.65%
% NH CVAP 19	98.25%
% NH White CVAP 19	90.84%
% NH Black CVAP 19	3.74%
% NH Asian CVAP 19	3.1%
% H CVAP 19	1.74%
ernate Schwartzberg	2.26
Polsby Popper	0.2
Perimeter	199.53
Reock	0.42
NH_Wht	640403
% NH_Wht	83.24%
AP_BlK	35658
% AP_BlK	4.63%
AP_Ind	14579
% AP_Ind	1.89%
AP_Asn	47506
% AP_Asn	6.17%
AP_Hwn	822
% AP_Hwn	0.11%
AP_Oth	28146
% AP_Oth	3.66%
Hispanic Origin	26136
% Hispanic Origin	3.4%
18+_Pop	599846
NH18+_Wht	511105
% NH18+_Wht	85.21%
18+_AP_BlK	23921
% 18+_AP_BlK	3.99%
18+_AP_Ind	10467

Map layers

- Districts
- ID
- 1 (1)
- 2 (1)
- 3 (1)
- 4 (1)
- 5 (1)
- 6 (1)
- 7 (1)
- 8 (1)

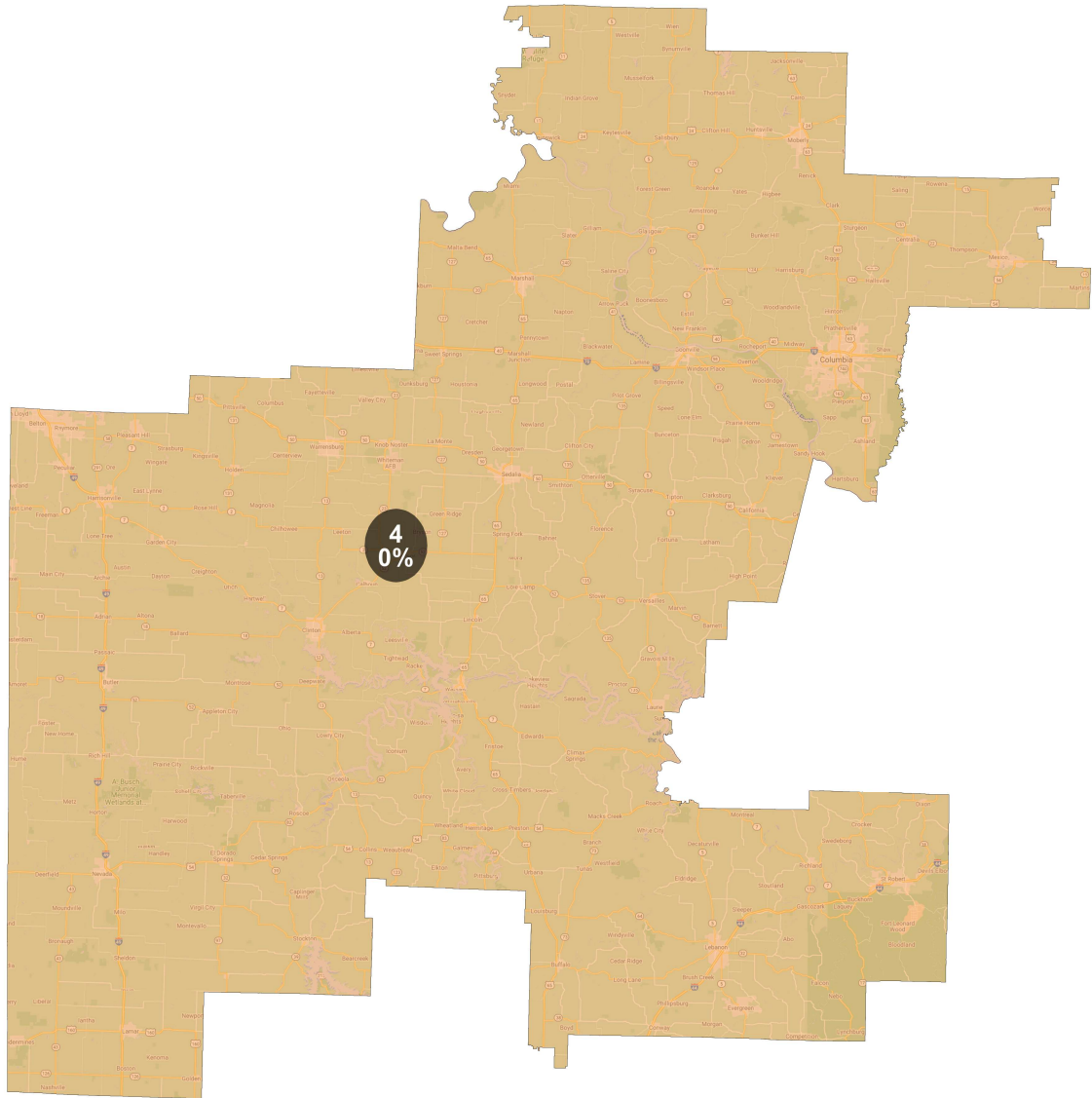
0 3 6
Miles

District: 3



Field	Value
District	3
Population	769365
Deviation	1
% Deviation	0%
% D 20_Pres	31.8%
% R 20_Pres	68.2%
% NH CVAP 19	98.28%
% NH White CVAP 19	92.79%
% NH Black CVAP 19	3.56%
% NH Asian CVAP 19	0.92%
% H CVAP 19	1.72%
ernate Schwartzberg	2.27
Polsby Popper	0.19
Perimeter	665.22
Reock	0.35
NH_Wht	668658
% NH_Wht	86.91%
AP_BlK	36653
% AP_BlK	4.76%
AP_Ind	21863
% AP_Ind	2.84%
AP_Asn	12408
% AP_Asn	1.61%
AP_Hwn	1218
% AP_Hwn	0.16%
AP_Oth	25576
% AP_Oth	3.32%
Hispanic Origin	23075
% Hispanic Origin	3%
18+_Pop	593580
NH18+_Wht	525729
% NH18+_Wht	88.57%
18+_AP_BlK	23319
% 18+_AP_BlK	3.93%
18+_AP_Ind	16068

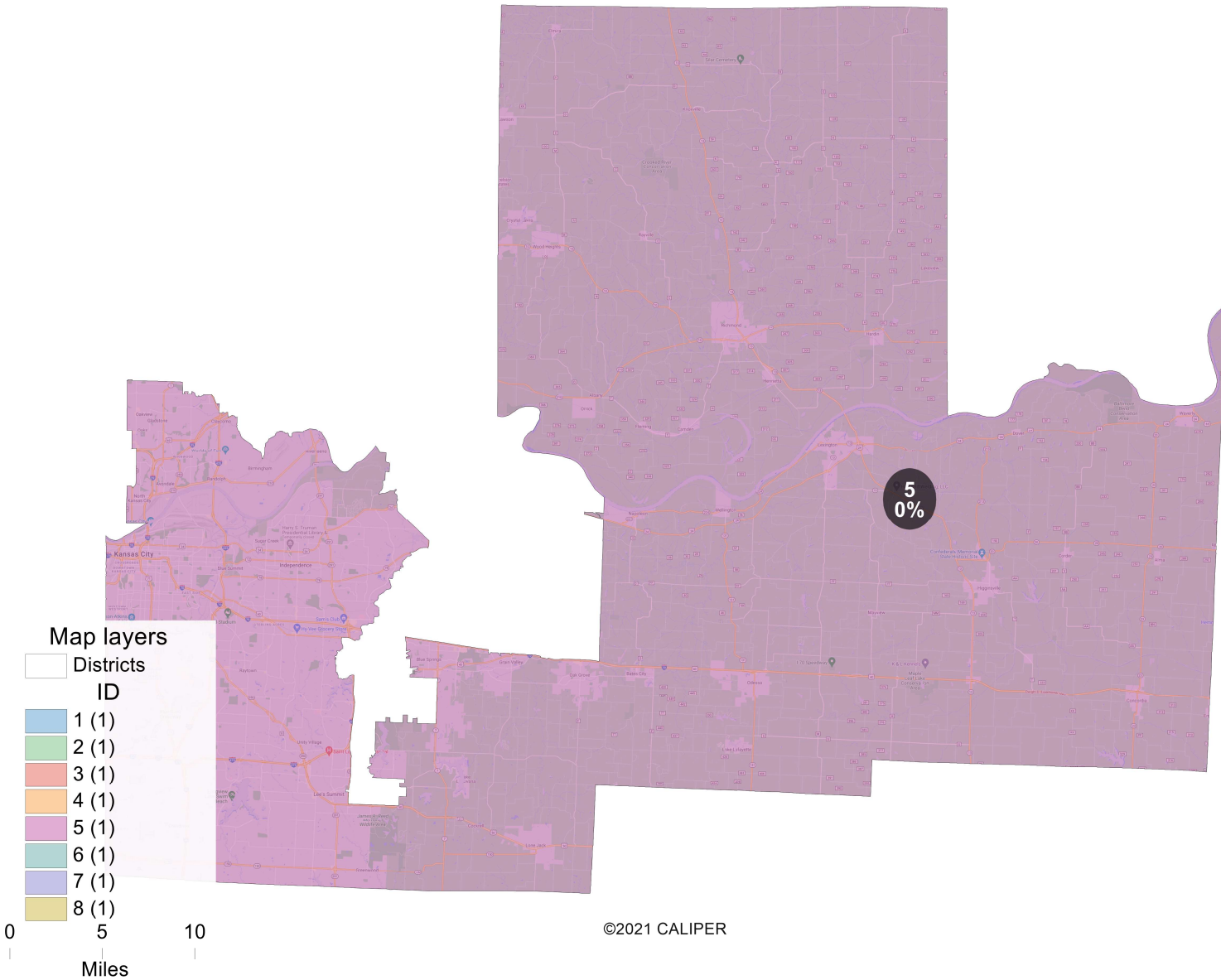
District: 4



©2021 CALIPER

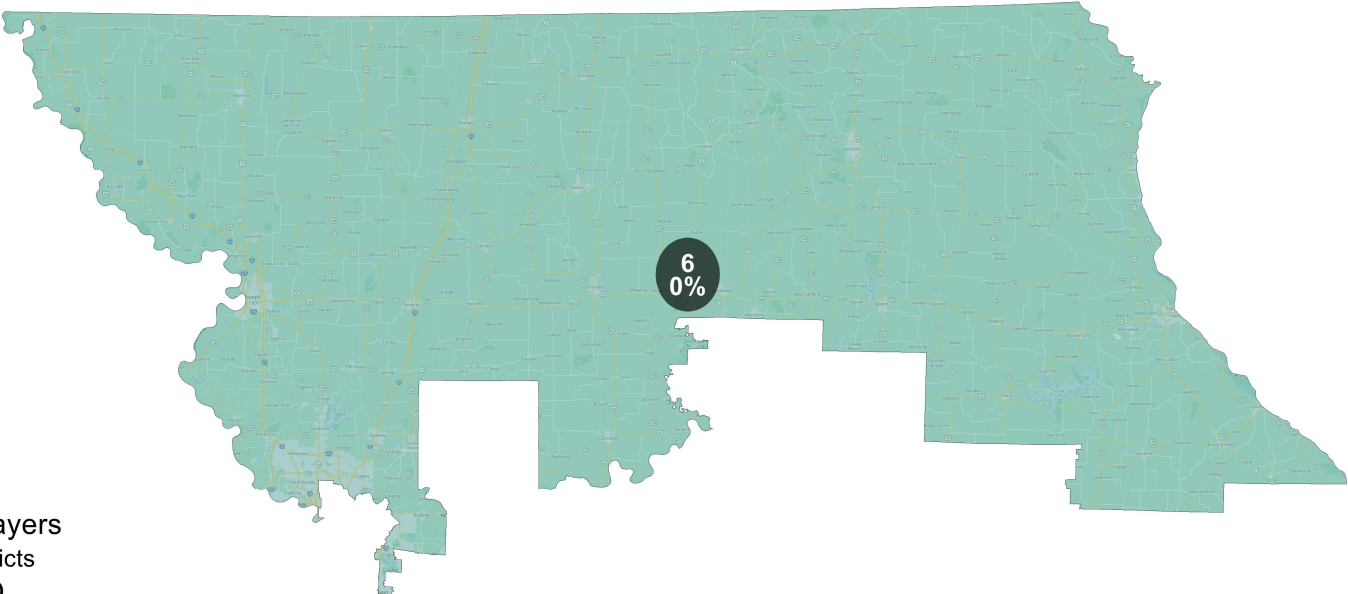
Field	Value
District	4
Population	769364
Deviation	0
% Deviation	0%
% D 20_Pres	33.16%
% R 20_Pres	66.84%
% NH CVAP 19	97.15%
% NH White CVAP 19	89.1%
% NH Black CVAP 19	5.2%
% NH Asian CVAP 19	1.3%
% H CVAP 19	2.85%
ernate Schwartzberg	2.07
Polsby Popper	0.23
Perimeter	902.81
Reock	0.44
NH_Wht	632832
% NH_Wht	82.25%
AP_BlK	52117
% AP_BlK	6.77%
AP_Ind	24322
% AP_Ind	3.16%
AP_Asn	18690
% AP_Asn	2.43%
AP_Hwn	2775
% AP_Hwn	0.36%
AP_Oth	32487
% AP_Oth	4.22%
Hispanic Origin	36387
% Hispanic Origin	4.73%
18+_Pop	596098
NH18+_Wht	500814
% NH18+_Wht	84.02%
18+_AP_BlK	35006
% 18+_AP_BlK	5.87%
18+_AP_Ind	18044

District: 5



Field	Value
District	5
Population	769364
Deviation	0
% Deviation	0%
% D 20_Pres	60.33%
% R 20_Pres	39.67%
% NH CVAP 19	94.66%
% NH White CVAP 19	69.67%
% NH Black CVAP 19	21.82%
% NH Asian CVAP 19	1.46%
% H CVAP 19	5.33%
ernate Schwartzberg	2.2
Polsby Popper	0.21
Perimeter	322.75
Reock	0.47
NH_Wht	456473
% NH_Wht	59.33%
AP_BlK	183946
% AP_BlK	23.91%
AP_Ind	25881
% AP_Ind	3.36%
AP_Asn	23070
% AP_Asn	3%
AP_Hwn	4133
% AP_Hwn	0.54%
AP_Oth	68942
% AP_Oth	8.96%
Hispanic Origin	83027
% Hispanic Origin	10.79%
18+_Pop	597561
NH18+_Wht	377483
% NH18+_Wht	63.17%
18+_AP_BlK	129625
% 18+_AP_BlK	21.69%
18+_AP_Ind	19228

District: 6



Map layers

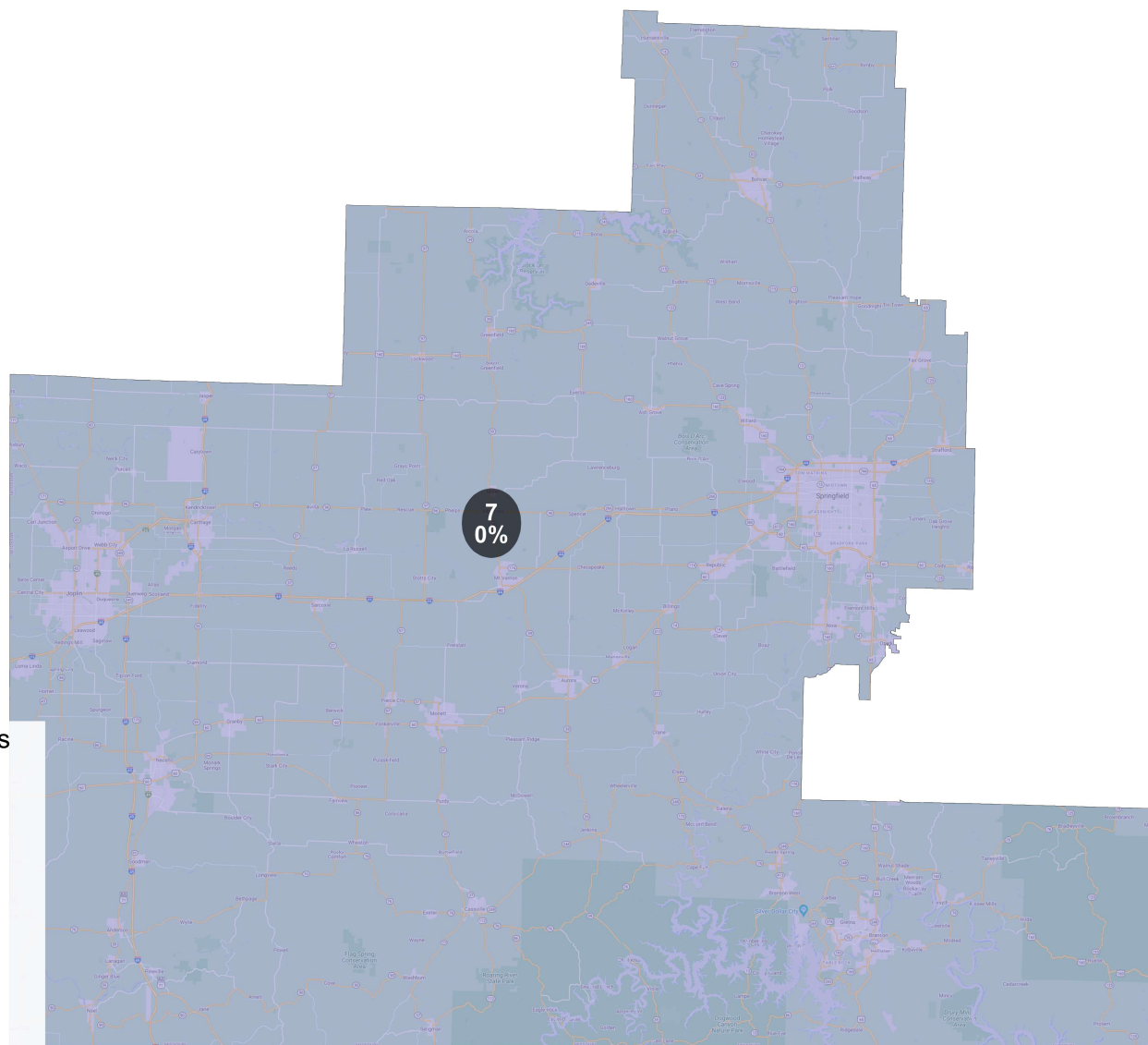
- Districts
- ID
- 1 (1)
- 2 (1)
- 3 (1)
- 4 (1)
- 5 (1)
- 6 (1)
- 7 (1)
- 8 (1)

0 20 40
Miles

©2021 CALIPER

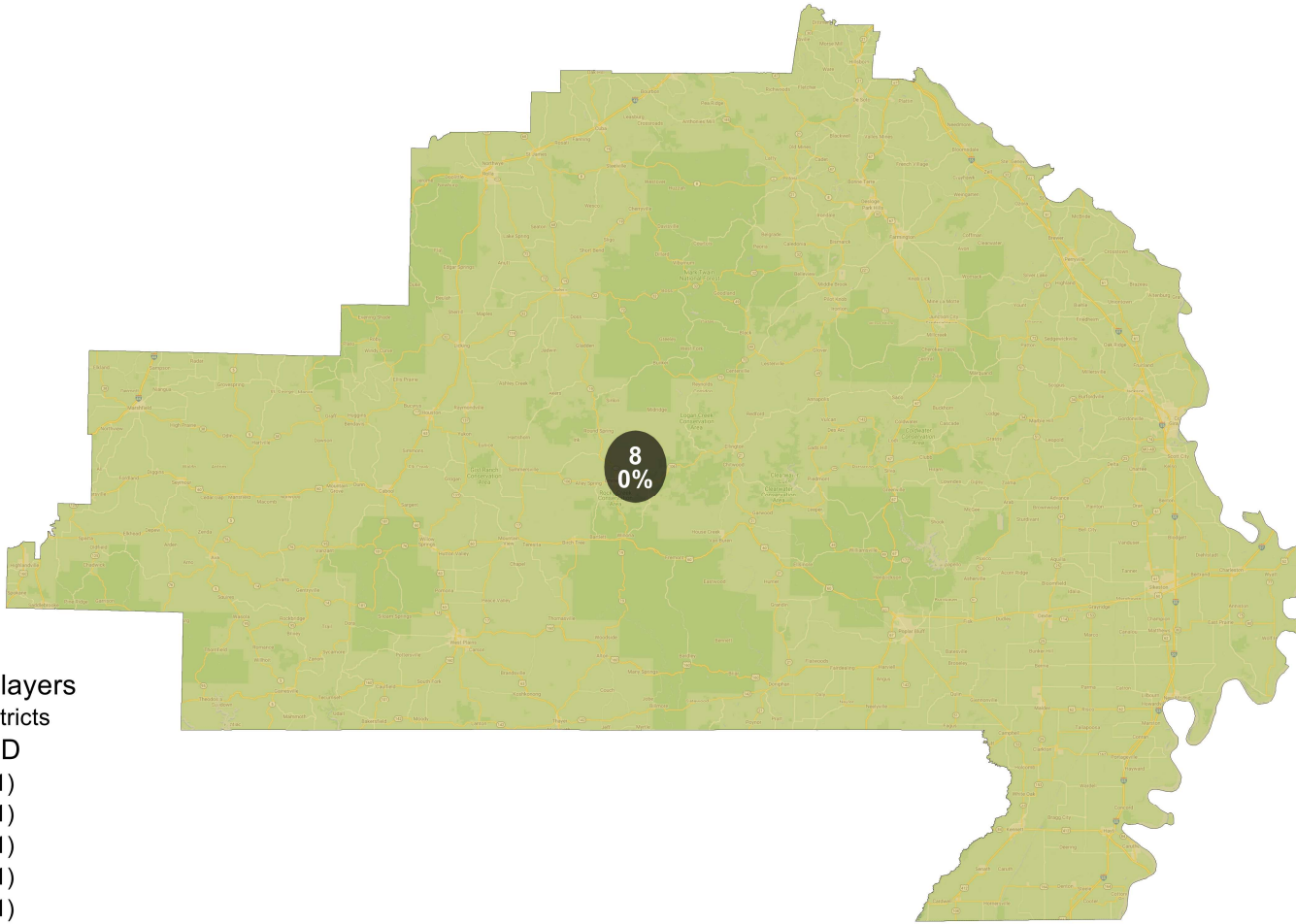
Field	Value
District	6
Population	769364
Deviation	0
% Deviation	0%
% D 20_Pres	35.3%
% R 20_Pres	64.7%
% NH CVAP 19	97.05%
% NH White CVAP 19	90.04%
% NH Black CVAP 19	4.62%
% NH Asian CVAP 19	1.19%
% H CVAP 19	2.95%
ernate Schwartzberg	2.22
Polsby Popper	0.2
Perimeter	1,043.21
Reock	0.28
NH_Wht	647341
% NH_Wht	84.14%
AP_BlK	45645
% AP_BlK	5.93%
AP_Ind	20804
% AP_Ind	2.7%
AP_Asn	16407
% AP_Asn	2.13%
AP_Hwn	2963
% AP_Hwn	0.39%
AP_Oth	30582
% AP_Oth	3.97%
Hispanic Origin	35135
% Hispanic Origin	4.57%
18+_Pop	586819
NH18+_Wht	504824
% NH18+_Wht	86.03%
18+_AP_BlK	29557
% 18+_AP_BlK	5.04%
18+_AP_Ind	15213

District: 7



Field	Value
District	7
Population	769364
Deviation	0
% Deviation	0%
% D 20_Pres	28.96%
% R 20_Pres	71.04%
% NH CVAP 19	97.36%
% NH White CVAP 19	91.72%
% NH Black CVAP 19	2.09%
% NH Asian CVAP 19	1.19%
% H CVAP 19	2.66%
ernate Schwartzberg	1.53
Polsby Popper	0.42
Perimeter	434.49
Reock	0.53
NH_Wht	636938
% NH_Wht	82.79%
AP_BlK	25788
% AP_BlK	3.35%
AP_Ind	37139
% AP_Ind	4.83%
AP_Asn	16590
% AP_Asn	2.16%
AP_Hwn	4153
% AP_Hwn	0.54%
AP_Oth	41497
% AP_Oth	5.39%
Hispanic Origin	47000
% Hispanic Origin	6.11%
18+_Pop	596152
NH18+_Wht	506969
% NH18+_Wht	85.04%
18+_AP_BlK	15778
% 18+_AP_BlK	2.65%
18+_AP_Ind	27098

District: 8



Field	Value
District	8
Population	769364
Deviation	0
% Deviation	0%
% D 20_Pres	21.24%
% R 20_Pres	78.76%
% NH CVAP 19	98.59%
% NH White CVAP 19	92.39%
% NH Black CVAP 19	4.31%
% NH Asian CVAP 19	0.47%
% H CVAP 19	1.41%
ernate Schwartzberg	1.77
Polsby Popper	0.32
Perimeter	910.26
Reock	0.49
NH_Wht	672034
% NH_Wht	87.35%
AP_BlK	41500
% AP_BlK	5.39%
AP_Ind	24730
% AP_Ind	3.21%
AP_Asn	8239
% AP_Asn	1.07%
AP_Hwn	899
% AP_Hwn	0.12%
AP_Oth	19066
% AP_Oth	2.48%
Hispanic Origin	17234
% Hispanic Origin	2.24%
18+_Pop	595405
NH18+_Wht	527667
% NH18+_Wht	88.62%
18+_AP_BlK	27561
% 18+_AP_BlK	4.63%
18+_AP_Ind	18686

Map layers

- Districts
- ID
- 1 (1)
- 2 (1)
- 3 (1)
- 4 (1)
- 5 (1)
- 6 (1)
- 7 (1)
- 8 (1)

0 20 40
Miles