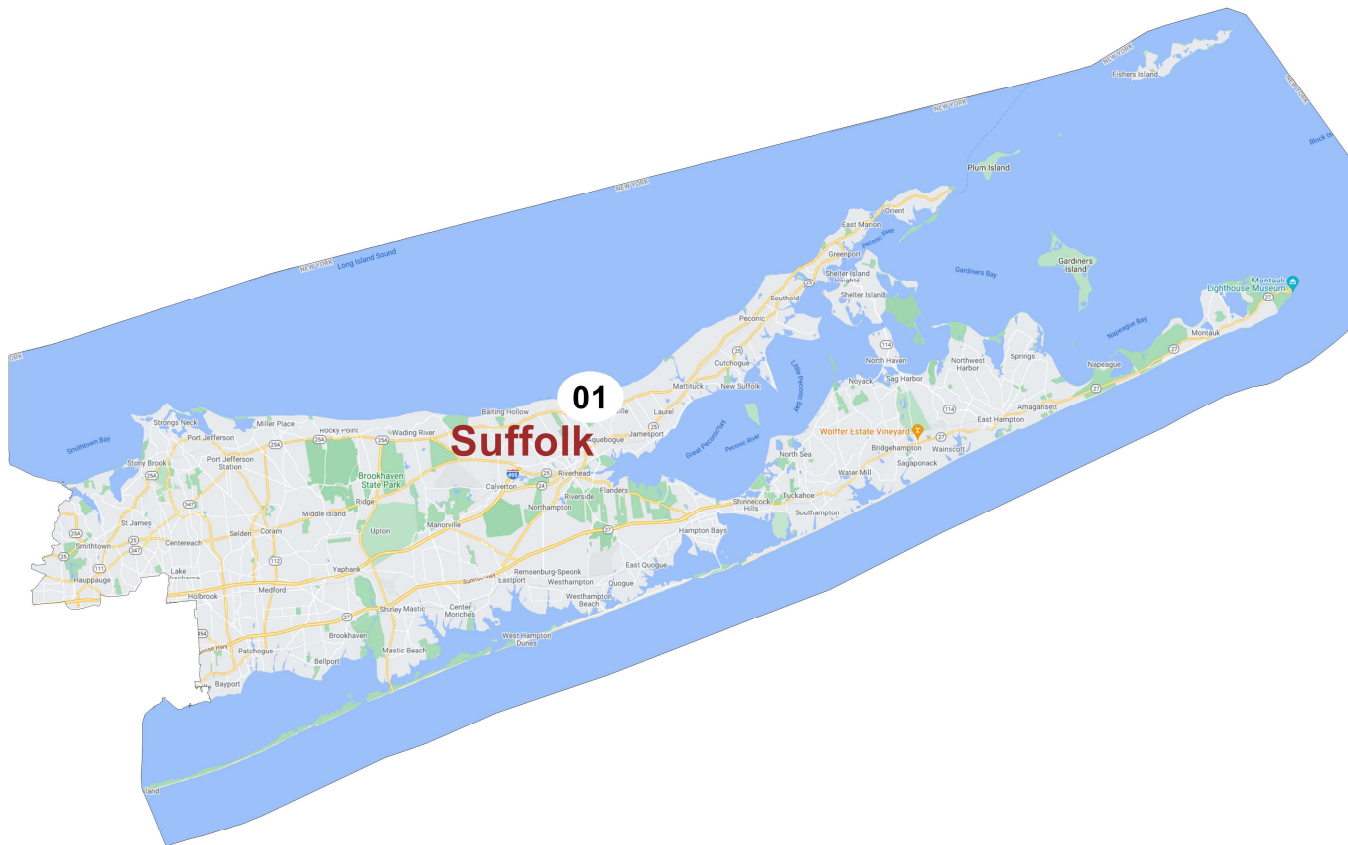


# District: 01



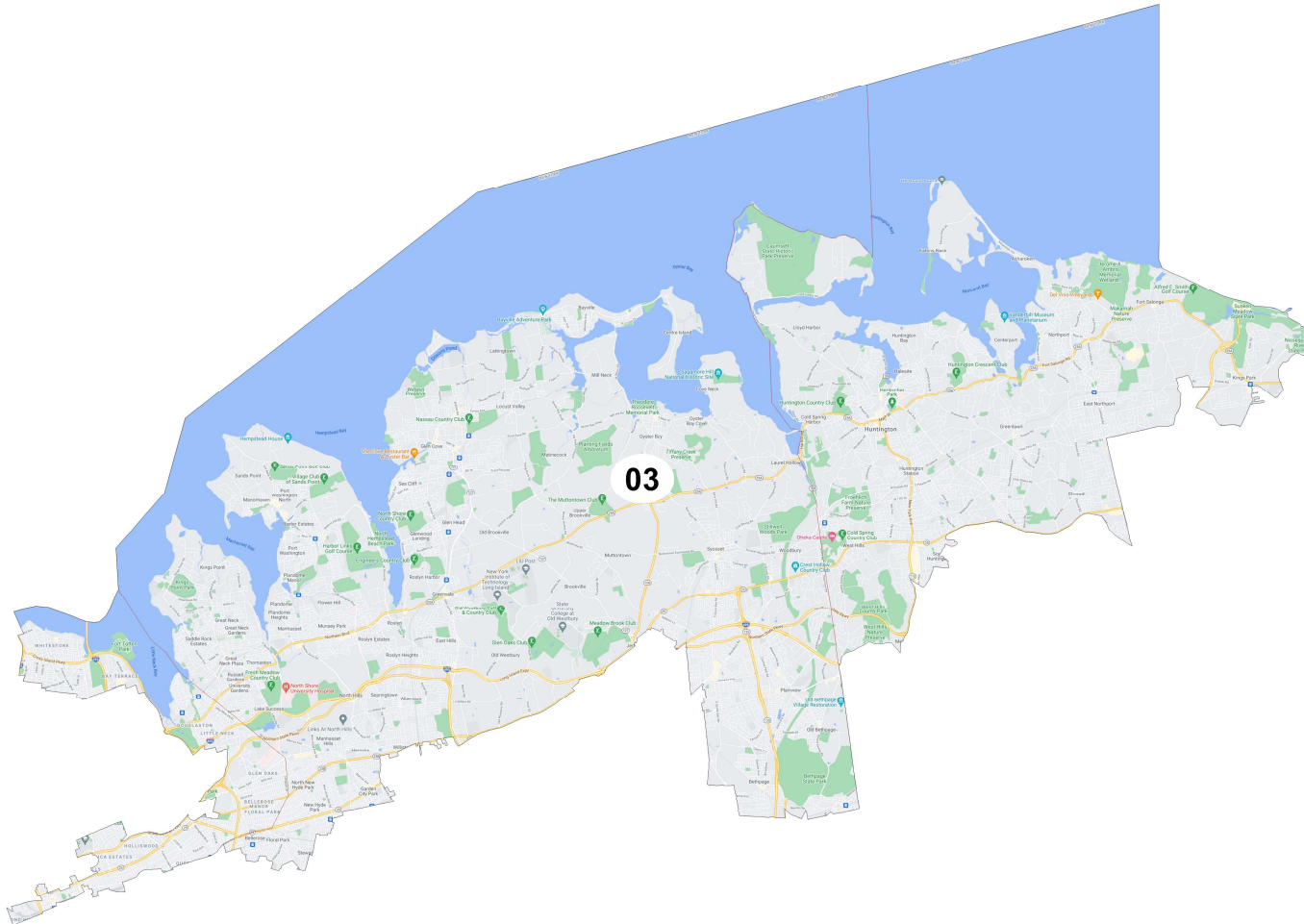
Field	Value
District	01
Population	776,970
Deviation	-1
% Deviation	-0%
Adj_Population	777,751
Adj_18+_Pop	624,843
Total CVAP 19	557,063
% NH CVAP 19	90.1%
% NH White CVAP 19	81.5%
% NH Black CVAP 19	5.0%
% NH Asian CVAP 19	3.1%
% H CVAP 19	9.9%
Reock	0.37
Polsby Popper	0.47
18+_Pop	624062
NH18+_Wht	457050
% NH18+_Wht	73.24%
H18+_Pop	92755
% H18+_Pop	14.86%
18+_AP_BlK	39383
% 18+_AP_BlK	6.31%
18+_AP_Asn	29175
% 18+_AP_Asn	4.68%
NH CVAP 19	502003.35
NH White CVAP 19	454026.06
NH Black CVAP 19	27811.55
NH Asian CVAP 19	17103.79
H CVAP 19	55073.98
D 20_Pres	191858.25
% D 20_Pres	47.6%
R 20_Pres	211093.34
% R 20_Pres	52.4%
20_Pres	402951.59
Adj_White	571615
% Adj_White	73.5%

## District: 02



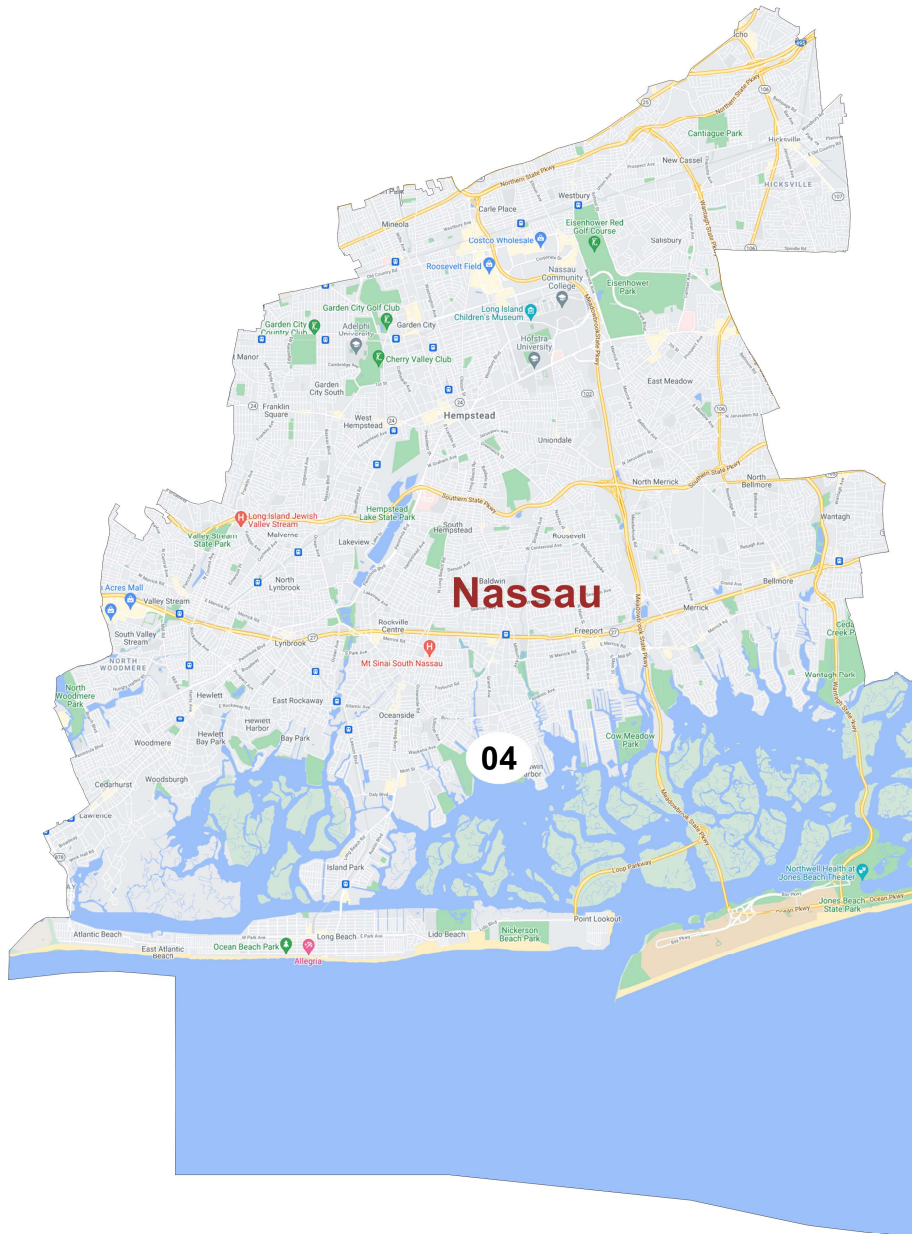
Field	Value
District	02
Population	776,971
Deviation	0
% Deviation	0%
Adj_Population	777,922
Adj_18+_Pop	613,843
Total CVAP 19	546,498
% NH CVAP 19	84.3%
% NH White CVAP 19	70.7%
% NH Black CVAP 19	9.1%
% NH Asian CVAP 19	3.8%
% H CVAP 19	15.7%
Reock	0.54
Polsby Popper	0.32
18+_Pop	612892
NH18+_Wht	377835
% NH18+_Wht	61.65%
H18+_Pop	138000
% H18+_Pop	22.52%
18+_AP_BlK	63042
% 18+_AP_BlK	10.29%
18+_AP_Asn	33167
% 18+_AP_Asn	5.41%
NH CVAP 19	460881.56
NH White CVAP 19	386143.98
NH Black CVAP 19	49857.20
NH Asian CVAP 19	20819.23
H CVAP 19	85684.76
D 20_Pres	185288.38
% D 20_Pres	48.6%
R 20_Pres	195898.32
% R 20_Pres	51.4%
20_Pres	381186.70
Adj_White	484531
% Adj_White	62.29%
Adj_Black	71385
% Adj_Black	9.18%
Adj_AmIndian	4557
% Adj_AmIndian	0.59%
Adj_Asian	37926

# District: 03



Field	Value
District	03
Population	776,971
Deviation	0
% Deviation	0%
Adj_Population	777,363
Adj_18+_Pop	620,489
Total CVAP 19	533,774
% NH CVAP 19	89.8%
% NH White CVAP 19	65.8%
% NH Black CVAP 19	5.8%
% NH Asian CVAP 19	17.5%
% H CVAP 19	10.2%
Reock	0.33
Polsby Popper	0.24
18+_Pop	620097
NH18+_Wht	340626
% NH18+_Wht	54.93%
H18+_Pop	86642
% H18+_Pop	13.97%
18+_AP_BlK	42726
% 18+_AP_BlK	6.89%
18+_AP_Asn	142032
% 18+_AP_Asn	22.9%
NH CVAP 19	479318.68
NH White CVAP 19	350992.80
NH Black CVAP 19	31202.94
NH Asian CVAP 19	93155.28
H CVAP 19	54453.31
D 20_Pres	223877.20
% D 20_Pres	58.1%
R 20_Pres	161318.00
% R 20_Pres	41.9%
20_Pres	385195.20
Adj_White	427297
% Adj_White	54.97%

# District: 04



Field	Value
District	04
Population	776,971
Deviation	0
% Deviation	0%
Adj_Population	777,862
Adj_18+_Pop	611,503
Total CVAP 19	522,121
% NH CVAP 19	85.6%
% NH White CVAP 19	62.0%
% NH Black CVAP 19	16.5%
% NH Asian CVAP 19	6.5%
% H CVAP 19	14.4%
Reock	0.53
Polsby Popper	0.4
18+_Pop	610613
NH18+_Wht	323171
% NH18+_Wht	52.93%
H18+_Pop	126721
% H18+_Pop	20.75%
18+_AP_BlK	103202
% 18+_AP_BlK	16.9%
18+_AP_Asn	56702
% 18+_AP_Asn	9.29%
NH CVAP 19	447132.88
NH White CVAP 19	323547.81
NH Black CVAP 19	86248.36
NH Asian CVAP 19	34104.37
H CVAP 19	74953.73
D 20_Pres	220241.75
% D 20_Pres	57.3%
R 20_Pres	164388.95
% R 20_Pres	42.7%
20_Pres	384630.70
Adj_White	415446
% Adj_White	53.41%
Adj_Black	118333
% Adj_Black	15.21%
Adj_AmIndian	4172
% Adj_AmIndian	0.54%
Adj_Asian	67128



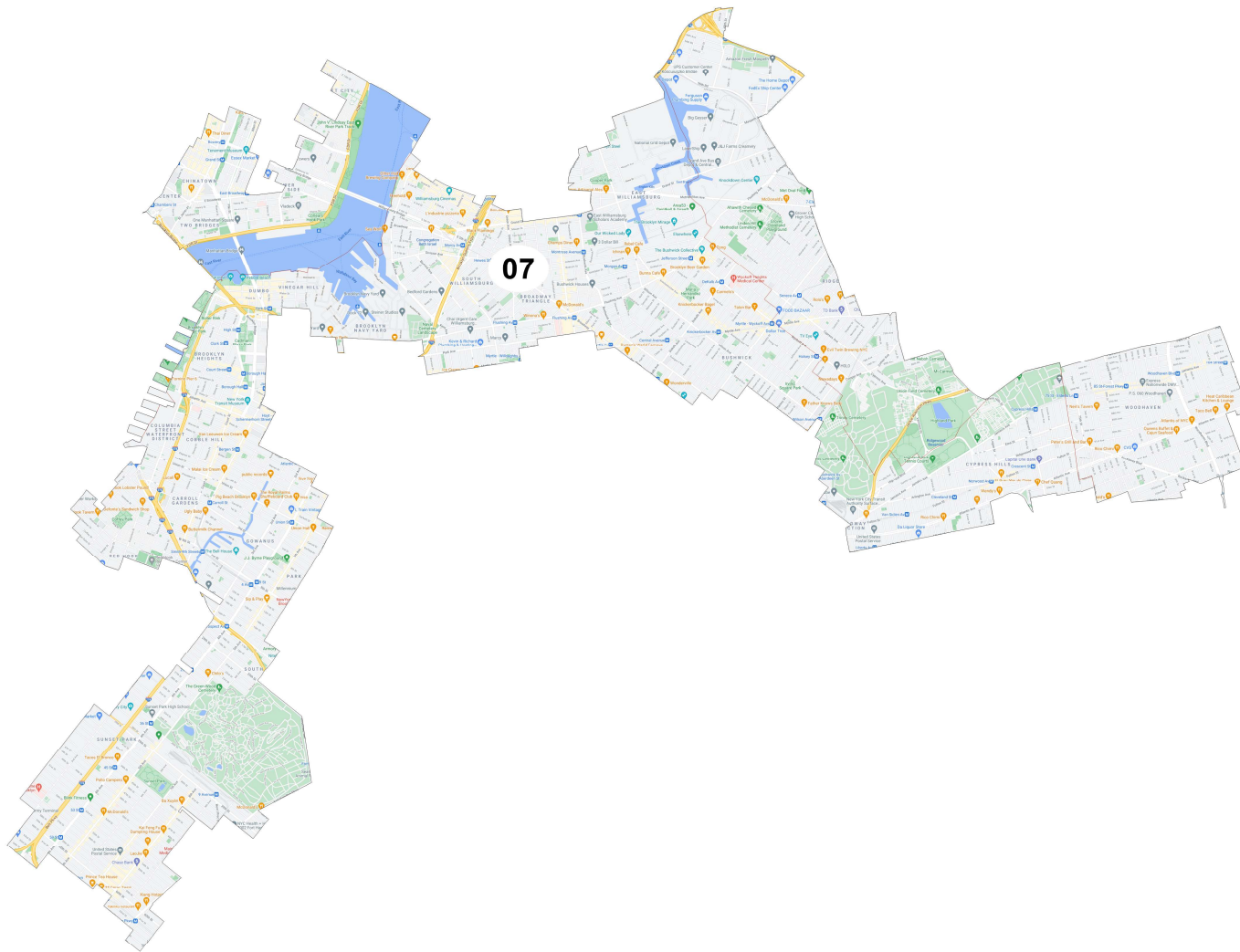
# District: 05



Field	Value
District	05
Population	776,971
Deviation	0
% Deviation	0%
Adj_Population	778,789
Adj_18+_Pop	616,815
Total CVAP 19	510,910
% NH CVAP 19	83.0%
% NH White CVAP 19	18.1%
% NH Black CVAP 19	51.5%
% NH Asian CVAP 19	11.7%
% H CVAP 19	17.0%
Reock	0.29
Polsby Popper	0.2
18+_Pop	614998
NH18+_Wht	87652
% NH18+_Wht	14.25%
H18+_Pop	116709
% H18+_Pop	18.98%
18+_AP_BlK	308420
% 18+_AP_BlK	50.15%
18+_AP_Asn	91544
% 18+_AP_Asn	14.89%
NH CVAP 19	424189.84
NH White CVAP 19	92377.55
NH Black CVAP 19	263192.35
NH Asian CVAP 19	59635.99
H CVAP 19	86714.90
D 20_Pres	224096.51
% D 20_Pres	81.7%
R 20_Pres	50245.15
% R 20_Pres	18.3%
20_Pres	274341.66
Adj_White	123095
% Adj_White	15.81%

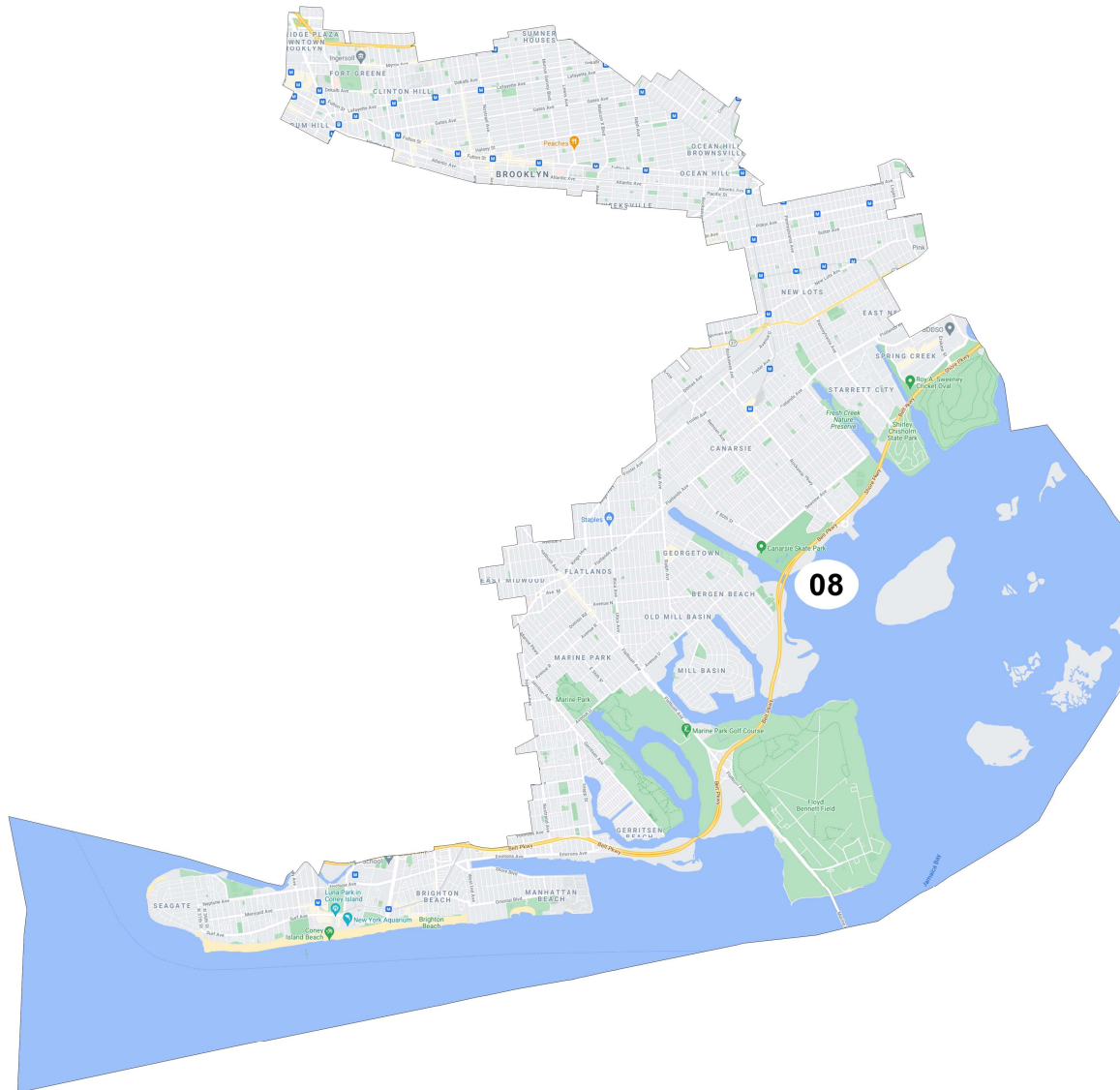


## District: 07



Field	Value
District	07
Population	776,971
Deviation	0
% Deviation	0%
Adj_Population	774,968
Adj_18+_Pop	607,653
Total CVAP 19	449,700
% NH CVAP 19	64.0%
% NH White CVAP 19	36.2%
% NH Black CVAP 19	10.7%
% NH Asian CVAP 19	16.3%
% H CVAP 19	36.0%
Reock	0.22
Polsby Popper	0.08
18+_Pop	609656
NH18+_Wht	187934
% NH18+_Wht	30.83%
H18+_Pop	226848
% H18+_Pop	37.21%
18+_AP_BlK	76017
% 18+_AP_BlK	12.47%
18+_AP_Asn	130649
% 18+_AP_Asn	21.43%
NH CVAP 19	287933.05
NH White CVAP 19	162715.92
NH Black CVAP 19	48297.45
NH Asian CVAP 19	73144.21
H CVAP 19	161803.67
D 20_Pres	196031.33
% D 20_Pres	82.6%
R 20_Pres	41155.08
% R 20_Pres	17.4%
20_Pres	237186.41
Adj_White	273300
% Adj_White	35.27%

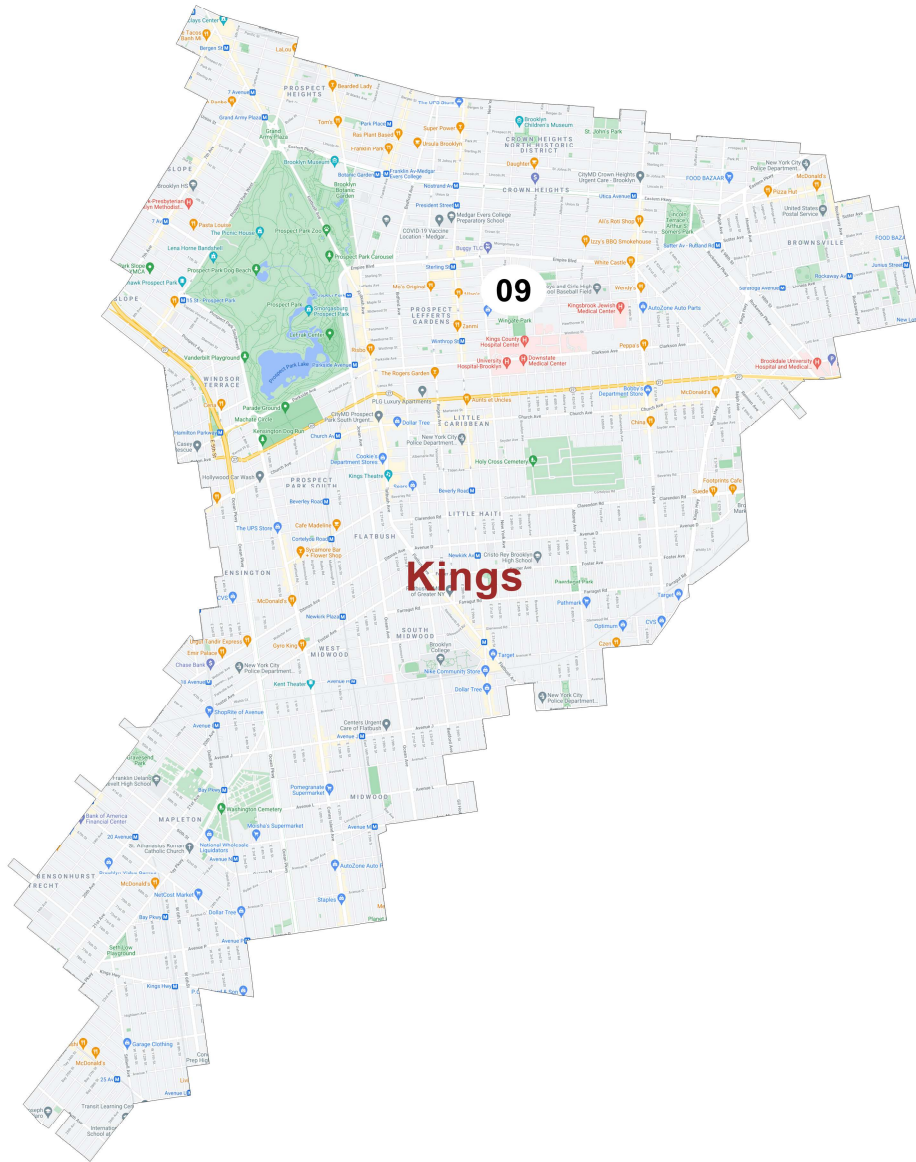
## District: 08



Field	Value
District	08
Population	776,971
Deviation	0
% Deviation	0%
Adj_Population	779,420
Adj_18+_Pop	625,340
Total CVAP 19	513,252
% NH CVAP 19	86.3%
% NH White CVAP 19	29.5%
% NH Black CVAP 19	50.9%
% NH Asian CVAP 19	5.1%
% H CVAP 19	13.7%
Reock	0.36
Polsby Popper	0.19
18+_Pop	622891
NH18+_Wht	173951
% NH18+_Wht	27.93%
H18+_Pop	95403
% H18+_Pop	15.32%
18+_AP_BlK	317983
% 18+_AP_BlK	51.05%
18+_AP_Asn	51647
% 18+_AP_Asn	8.29%
NH CVAP 19	442974.60
NH White CVAP 19	151450.88
NH Black CVAP 19	261484.29
NH Asian CVAP 19	26133.47
H CVAP 19	70230.07
D 20_Pres	226775.87
% D 20_Pres	82.5%
R 20_Pres	48093.00
% R 20_Pres	17.5%
20_Pres	274868.87
Adj_White	222433
% Adj_White	28.54%

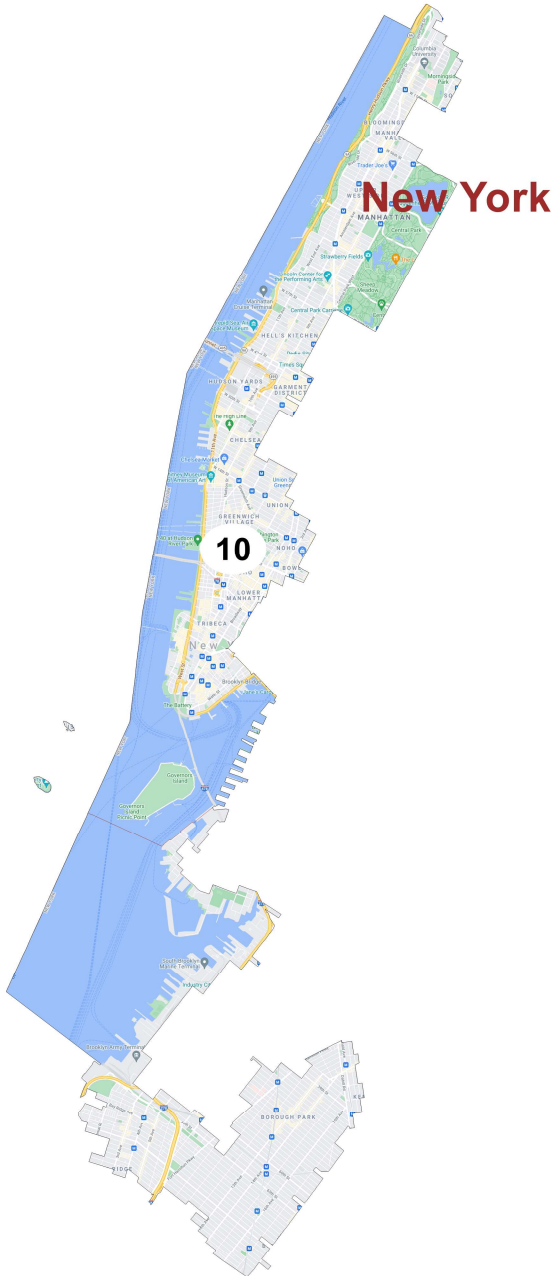


# District: 09



Field	Value
District	09
Population	776,971
Deviation	0
% Deviation	0%
Adj_Population	778,678
Adj_18+_Pop	612,692
Total CVAP 19	471,884
% NH CVAP 19	89.6%
% NH White CVAP 19	33.6%
% NH Black CVAP 19	45.6%
% NH Asian CVAP 19	9.5%
% H CVAP 19	10.4%
Reock	0.38
Polsby Popper	0.3
18+_Pop	610985
NH18+_Wht	178827
% NH18+_Wht	29.27%
H18+_Pop	75098
% H18+_Pop	12.29%
18+_AP_BlK	287719
% 18+_AP_BlK	47.09%
18+_AP_Asn	78815
% 18+_AP_Asn	12.9%
NH CVAP 19	422901.42
NH White CVAP 19	158718.10
NH Black CVAP 19	215132.77
NH Asian CVAP 19	44945.15
H CVAP 19	48943.73
D 20_Pres	231094.13
% D 20_Pres	83.5%
R 20_Pres	45732.81
% R 20_Pres	16.5%
20_Pres	276826.94
Adj_White	240241
% Adj_White	30.85%
Adj_Black	322442
% Adj_Black	41.41%
Adj_AmIndian	4262
% Adj_AmIndian	0.55%
Adj_Asian	89042

# District: 10



©2021 CALIPER

Field	Value
District	10
Population	776,971
Deviation	0
% Deviation	0%
Adj_Population	777,438
Adj_18+_Pop	642,188
Total CVAP 19	495,569
% NH CVAP 19	88.0%
% NH White CVAP 19	67.9%
% NH Black CVAP 19	5.5%
% NH Asian CVAP 19	13.9%
% H CVAP 19	12.0%
Reock	0.13
Polsby Popper	0.09
18+_Pop	641721
NH18+_Wht	384478
% NH18+_Wht	59.91%
H18+_Pop	82788
% H18+_Pop	12.9%
18+_AP_BlK	42820
% 18+_AP_BlK	6.67%
18+_AP_Asn	126916
% 18+_AP_Asn	19.78%
NH CVAP 19	435964.53
NH White CVAP 19	336711.80
NH Black CVAP 19	27146.18
NH Asian CVAP 19	68855.60
H CVAP 19	59534.08
D 20_Pres	238361.77
% D 20_Pres	81.2%
R 20_Pres	55219.60
% R 20_Pres	18.8%
20_Pres	293581.37
Adj_White	480929
% Adj_White	61.86%
Adj_Black	38563
% Adj_Black	4.96%
Adj_AmIndian	3387
% Adj_AmIndian	0.44%
Adj_Asian	138536

# District: 11



Field	Value
District	11
Population	776,971
Deviation	0
% Deviation	0%
Adj_Population	777,831
Adj_18+_Pop	611,043
Total CVAP 19	505,972
% NH CVAP 19	86.5%
% NH White CVAP 19	65.9%
% NH Black CVAP 19	7.2%
% NH Asian CVAP 19	12.8%
% H CVAP 19	13.5%
Reock	0.42
Polsby Popper	0.39
18+_Pop	610184
NH18+_Wht	357102
% NH18+_Wht	58.52%
H18+_Pop	93438
% H18+_Pop	15.31%
18+_AP_Blak	52709
% 18+_AP_Blak	8.64%
18+_AP_Asn	108625
% 18+_AP_Asn	17.8%
NH CVAP 19	437792.99
NH White CVAP 19	333620.73
NH Black CVAP 19	36575.12
NH Asian CVAP 19	64910.47
H CVAP 19	68095.49
D 20_Pres	127874.63
% D 20_Pres	43.0%
R 20_Pres	169797.76
% R 20_Pres	57.0%
20_Pres	297672.39
Adj_White	459476
% Adj_White	59.07%

# District: 12



Field	Value
District	12
Population	776,971
Deviation	0
% Deviation	0%
Adj_Population	777,249
Adj_18+_Pop	685,214
Total CVAP 19	517,479
% NH CVAP 19	87.7%
% NH White CVAP 19	70.8%
% NH Black CVAP 19	4.6%
% NH Asian CVAP 19	11.7%
% H CVAP 19	12.3%
Reock	0.5
Polsby Popper	0.21
18+_Pop	684936
NH18+_Wht	433076
% NH18+_Wht	63.23%
H18+_Pop	88119
% H18+_Pop	12.87%
18+_AP_BlK	40719
% 18+_AP_BlK	5.94%
18+_AP_Asn	117491
% 18+_AP_Asn	17.15%
NH CVAP 19	453712.11
NH White CVAP 19	366471.43
NH Black CVAP 19	23888.52
NH Asian CVAP 19	60302.65
H CVAP 19	63825.74
D 20_Pres	264311.03
% D 20_Pres	83.9%
R 20_Pres	50769.42
% R 20_Pres	16.1%
20_Pres	315080.45
Adj_White	502625
% Adj_White	64.67%
Adj_Black	37494
% Adj_Black	4.82%
Adj_AmIndian	2866
% Adj_AmIndian	0.37%
Adj_Asian	120095



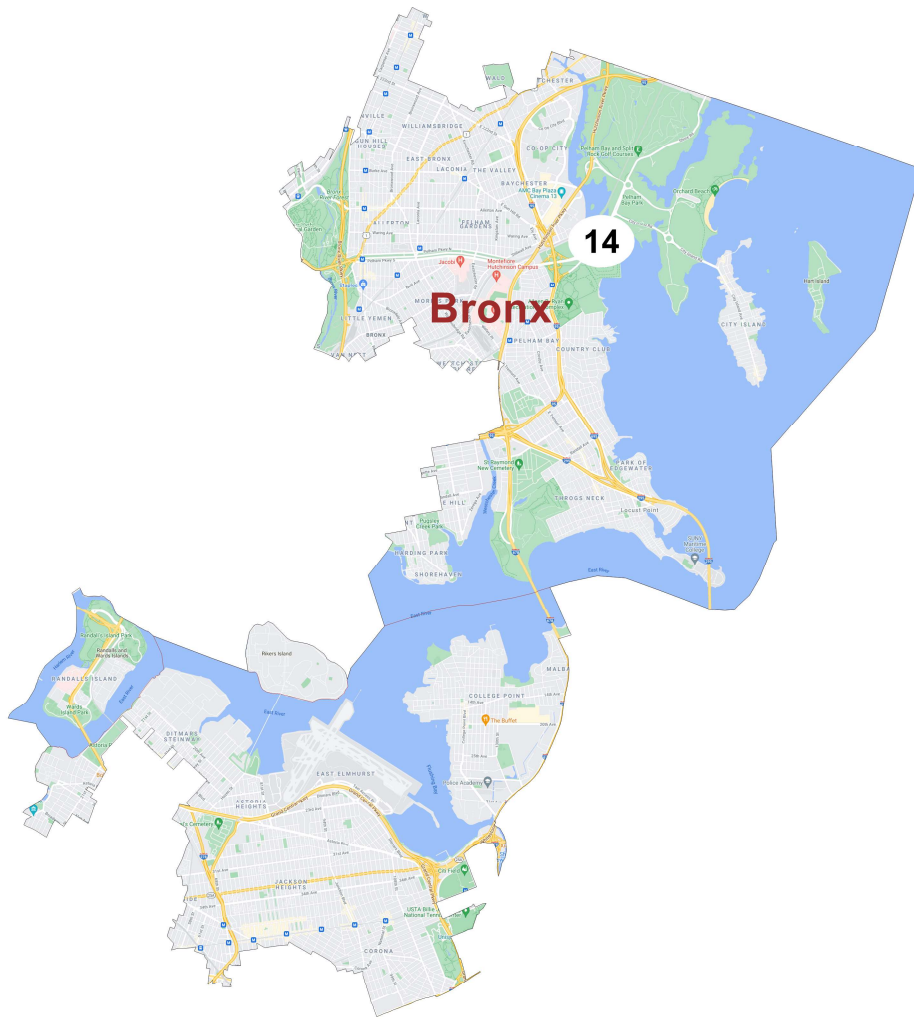
# District: 13



©2021 CALIPER

Field	Value
District	13
Population	776,974
Deviation	3
% Deviation	0%
Adj_Population	779,767
Adj_18+_Pop	632,068
Total CVAP 19	507,007
% NH CVAP 19	53.1%
% NH White CVAP 19	20.5%
% NH Black CVAP 19	27.5%
% NH Asian CVAP 19	4.2%
% H CVAP 19	46.9%
Reock	0.26
Polsby Popper	0.21
18+_Pop	629275
NH18+_Wht	111605
% NH18+_Wht	17.74%
H18+_Pop	319314
% H18+_Pop	50.74%
18+_AP_BlK	207428
% 18+_AP_BlK	32.96%
18+_AP_Asn	38962
% 18+_AP_Asn	6.19%
NH CVAP 19	269292.53
NH White CVAP 19	104132.31
NH Black CVAP 19	139461.87
NH Asian CVAP 19	21238.66
H CVAP 19	237812.55
D 20_Pres	243920.23
% D 20_Pres	87.9%
R 20_Pres	33673.18
% R 20_Pres	12.1%
20_Pres	277593.41
Adj_White	161190
% Adj_White	20.67%
Adj_Black	207875
% Adj_Black	26.66%
Adj_AmIndian	10607
% Adj_AmIndian	1.36%
Adj_Asian	38664

# District: 14



Field	Value
District	14
Population	776,971
Deviation	0
% Deviation	0%
Adj_Population	778,077
Adj_18+_Pop	615,779
Total CVAP 19	422,605
% NH CVAP 19	58.2%
% NH White CVAP 19	21.7%
% NH Black CVAP 19	24.4%
% NH Asian CVAP 19	11.2%
% H CVAP 19	41.8%
Reock	0.38
Polsby Popper	0.16
18+_Pop	614673
NH18+_Wht	102517
% NH18+_Wht	16.68%
H18+_Pop	287893
% H18+_Pop	46.84%
18+_AP_BlK	148082
% 18+_AP_BlK	24.09%
18+_AP_Asn	94939
% 18+_AP_Asn	15.45%
NH CVAP 19	246026.99
NH White CVAP 19	91846.59
NH Black CVAP 19	103192.17
NH Asian CVAP 19	47470.91
H CVAP 19	176559.70
D 20_Pres	172999.47
% D 20_Pres	77.3%
R 20_Pres	50742.67
% R 20_Pres	22.7%
20_Pres	223742.14
Adj_White	157452
% Adj_White	20.24%
Adj_Black	160604
% Adj_Black	20.64%
Adj_AmIndian	13833
% Adj_AmIndian	1.78%
Adj_Asian	110536

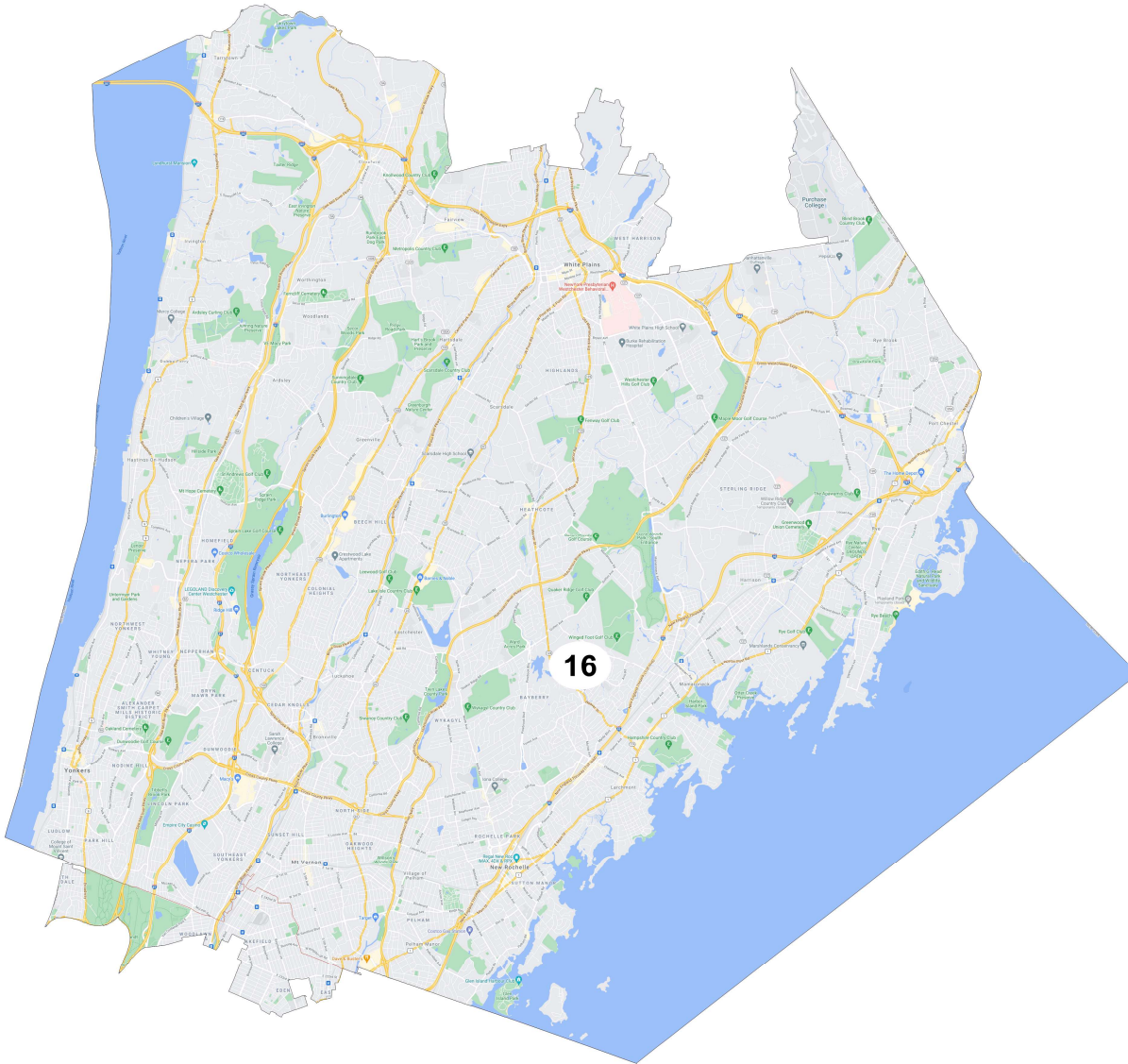
# District: 15



Field	Value
District	15
Population	776,971
Deviation	0
% Deviation	0%
Adj_Population	779,616
Adj_18+_Pop	579,027
Total CVAP 19	413,663
% NH CVAP 19	40.0%
% NH White CVAP 19	3.5%
% NH Black CVAP 19	32.9%
% NH Asian CVAP 19	2.7%
% H CVAP 19	60.0%
Reock	0.67
Polsby Popper	0.38
18+_Pop	576382
NH18+_Wht	16750
% NH18+_Wht	2.91%
H18+_Pop	356343
% H18+_Pop	61.82%
18+_AP_BlK	232811
% 18+_AP_BlK	40.39%
18+_AP_Asn	26780
% 18+_AP_Asn	4.65%
NH CVAP 19	165522.25
NH White CVAP 19	14617.55
NH Black CVAP 19	136112.15
NH Asian CVAP 19	11324.43
H CVAP 19	248155.34
D 20_Pres	177721.03
% D 20_Pres	87.1%
R 20_Pres	26280.83
% R 20_Pres	12.9%
20_Pres	204001.86
Adj_White	65212
% Adj_White	8.36%
Adj_Black	265468
% Adj_Black	34.05%
Adj_AmIndian	13664
% Adj_AmIndian	1.75%
Adj_Asian	30724



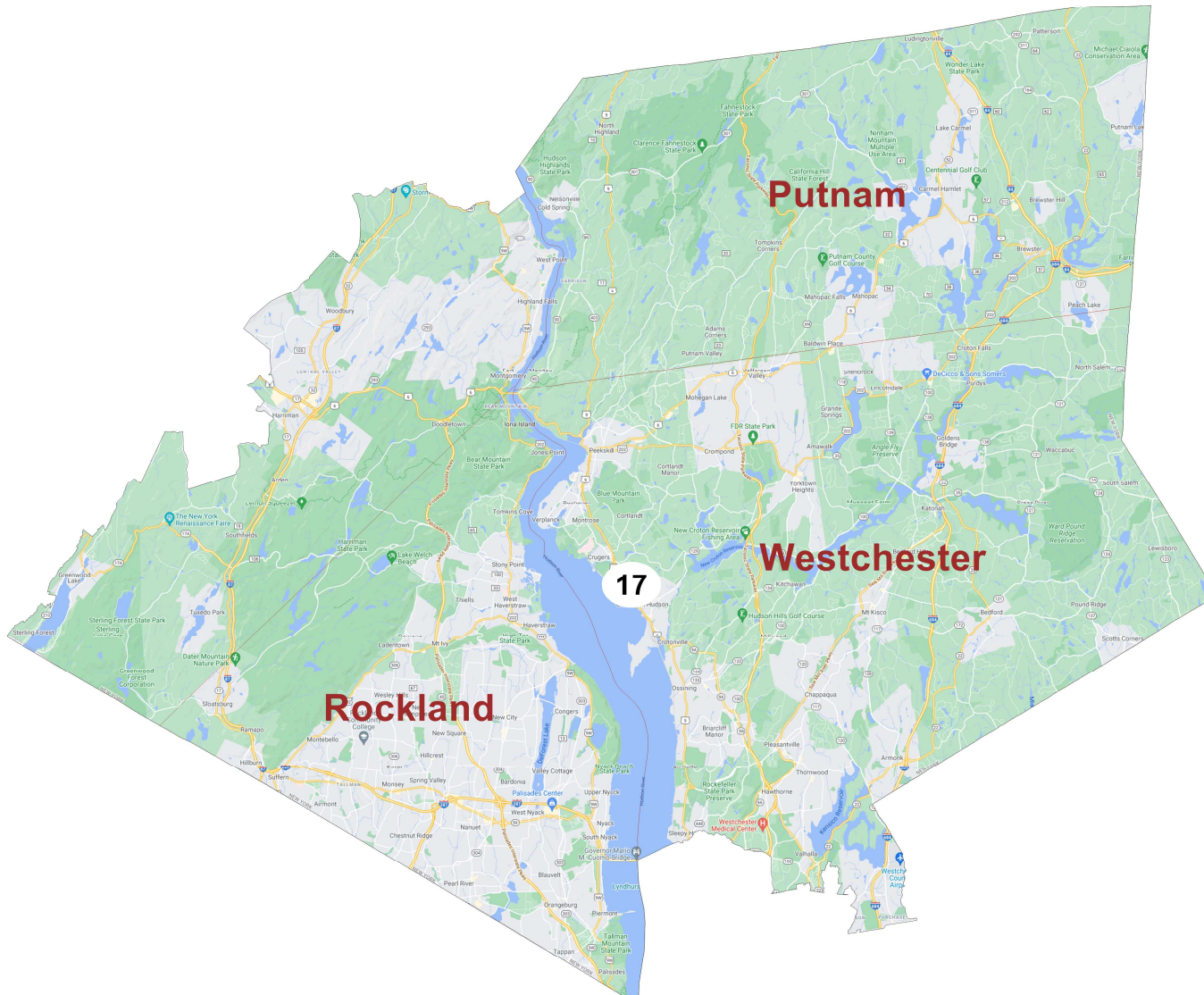
# District: 16



Field	Value
District	16
Population	776,971
Deviation	0
% Deviation	0%
Adj_Population	777,995
Adj_18+_Pop	606,260
Total CVAP 19	495,706
% NH CVAP 19	80.1%
% NH White CVAP 19	51.5%
% NH Black CVAP 19	22.4%
% NH Asian CVAP 19	5.5%
% H CVAP 19	19.9%
Reock	0.63
Polsby Popper	0.4
18+_Pop	605236
NH18+_Wht	258318
% NH18+_Wht	42.68%
H18+_Pop	161947
% H18+_Pop	26.76%
18+_AP_BlK	144844
% 18+_AP_BlK	23.93%
18+_AP_Asn	46080
% 18+_AP_Asn	7.61%
NH CVAP 19	397053.43
NH White CVAP 19	255367.42
NH Black CVAP 19	111179.75
NH Asian CVAP 19	27289.32
H CVAP 19	98635.59
D 20_Pres	233228.33
% D 20_Pres	71.9%
R 20_Pres	91334.91
% R 20_Pres	28.1%
20_Pres	324563.23
Adj_White	342448
% Adj_White	44.02%

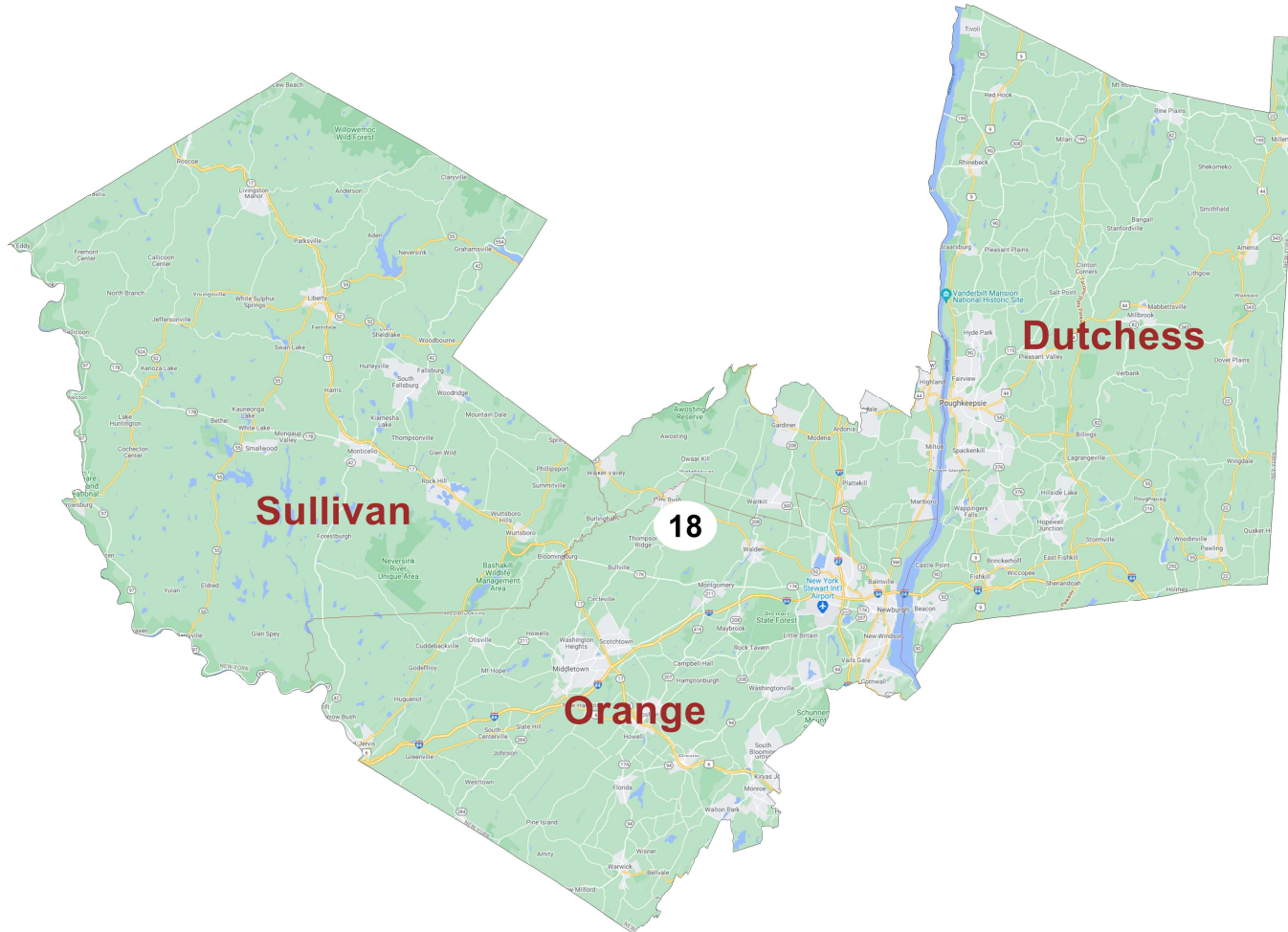


# District: 17



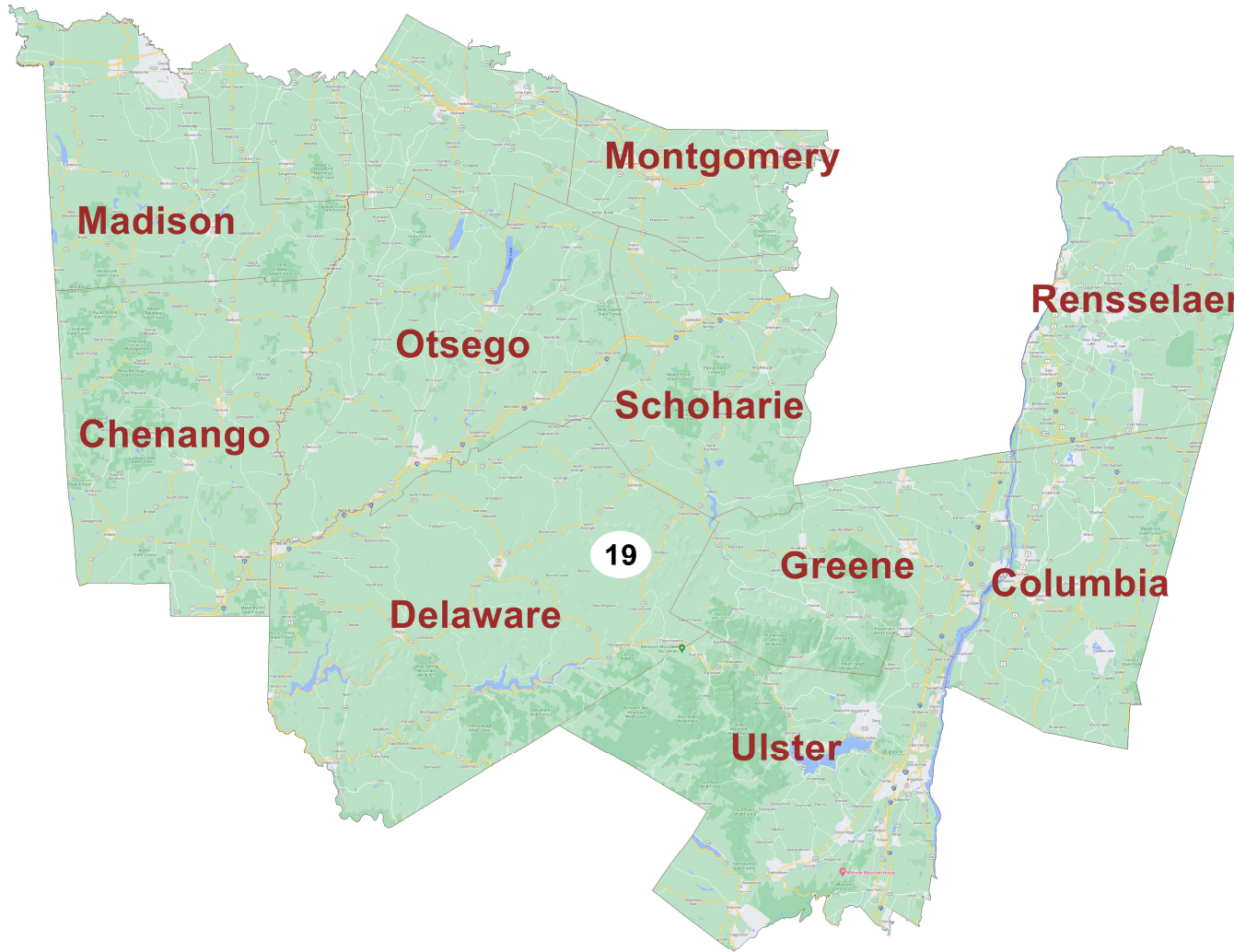
Field	Value
District	17
Population	776,971
Deviation	0
% Deviation	0%
Adj_Population	775,195
Adj_18+_Pop	582,487
Total CVAP 19	516,772
% NH CVAP 19	87.6%
% NH White CVAP 19	73.7%
% NH Black CVAP 19	8.3%
% NH Asian CVAP 19	5.0%
% H CVAP 19	12.3%
Reock	0.52
Polsby Popper	0.45
18+_Pop	584263
NH18+_Wht	382414
% NH18+_Wht	65.45%
H18+_Pop	107950
% H18+_Pop	18.48%
18+_AP_BlK	55357
% 18+_AP_BlK	9.47%
18+_AP_Asn	35856
% 18+_AP_Asn	6.14%
NH CVAP 19	452942.44
NH White CVAP 19	381087.61
NH Black CVAP 19	42993.52
NH Asian CVAP 19	25867.99
H CVAP 19	63818.77
D 20_Pres	209209.13
% D 20_Pres	55.5%
R 20_Pres	167579.84
% R 20_Pres	44.5%
20_Pres	376788.96
Adj_White	521108
% Adj_White	67.22%

# District: 18



Field	Value
District	18
Population	776,971
Deviation	0
% Deviation	0%
Adj_Population	771,018
Adj_18+_Pop	597,047
Total CVAP 19	554,269
% NH CVAP 19	87.3%
% NH White CVAP 19	73.7%
% NH Black CVAP 19	10.3%
% NH Asian CVAP 19	2.3%
% H CVAP 19	12.7%
Reock	0.43
Polsby Popper	0.26
18+_Pop	603002
NH18+_Wht	397573
% NH18+_Wht	65.93%
H18+_Pop	100008
% H18+_Pop	16.59%
18+_AP_BlK	75615
% 18+_AP_BlK	12.54%
18+_AP_Asn	22173
% 18+_AP_Asn	3.68%
NH CVAP 19	483787.05
NH White CVAP 19	408661.47
NH Black CVAP 19	57174.62
NH Asian CVAP 19	13002.03
H CVAP 19	70472.12
D 20_Pres	182897.40
% D 20_Pres	51.3%
R 20_Pres	173346.78
% R 20_Pres	48.7%
20_Pres	356244.18
Adj_White	514825
% Adj_White	66.77%

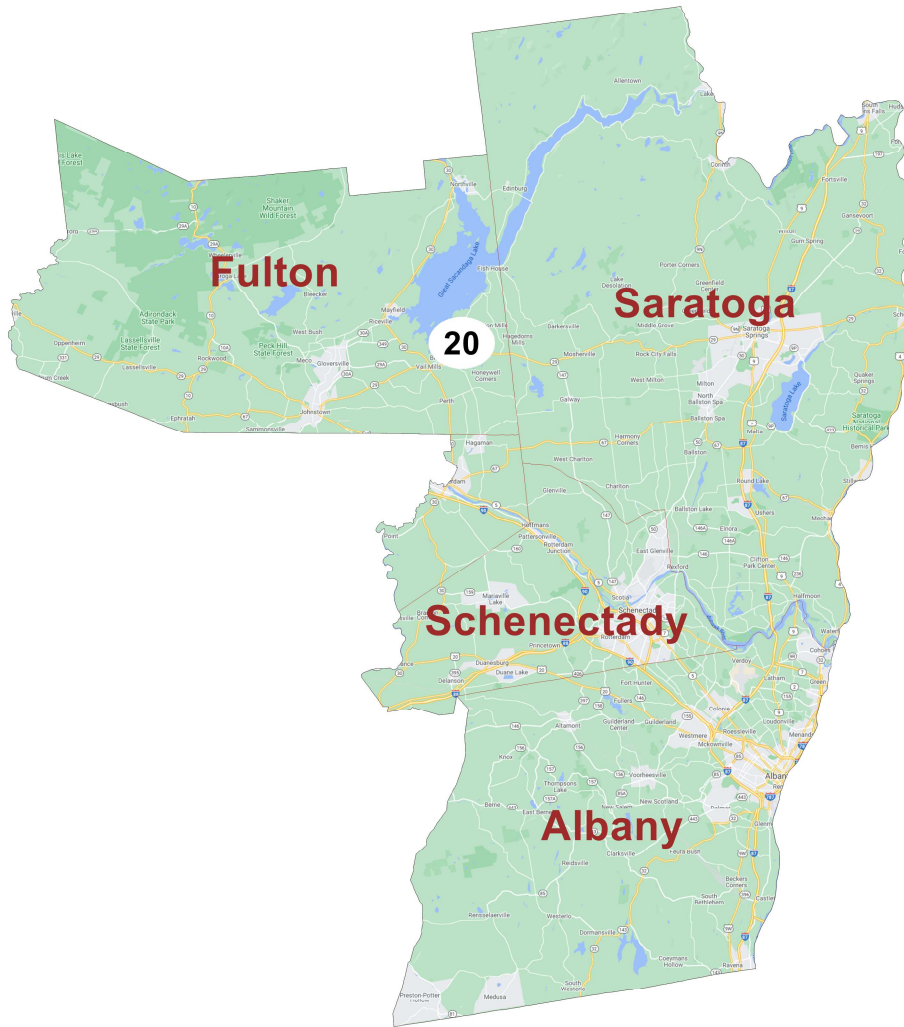
# District: 19



Field	Value
District	19
Population	776,971
Deviation	0
% Deviation	0%
Adj_Population	774,906
Adj_18+_Pop	628,866
Total CVAP 19	618,055
% NH CVAP 19	96.3%
% NH White CVAP 19	90.5%
% NH Black CVAP 19	3.8%
% NH Asian CVAP 19	1.2%
% H CVAP 19	3.7%
Reock	0.48
Polsby Popper	0.24
18+_Pop	630919
NH18+_Wht	536523
% NH18+_Wht	85.04%
H18+_Pop	31376
% H18+_Pop	4.97%
18+_AP_Blak	30664
% 18+_AP_Blak	4.86%
18+_AP_Asn	15407
% 18+_AP_Asn	2.44%
NH CVAP 19	594986.76
NH White CVAP 19	559051.30
NH Black CVAP 19	23487.48
NH Asian CVAP 19	7407.47
H CVAP 19	23053.99
D 20_Pres	192401.05
% D 20_Pres	49.6%
R 20_Pres	195488.89
% R 20_Pres	50.4%
20_Pres	387889.94
Adj_White	658033
% Adj_White	84.92%



# District: 20



Field	Value
District	20
Population	776,971
Deviation	0
% Deviation	0%
Adj_Population	779,078
Adj_18+_Pop	625,617
Total CVAP 19	584,494
% NH CVAP 19	95.7%
% NH White CVAP 19	84.3%
% NH Black CVAP 19	7.6%
% NH Asian CVAP 19	3.0%
% H CVAP 19	4.3%
Reock	0.49
Polsby Popper	0.31
18+_Pop	623511
NH18+_Wht	481516
% NH18+_Wht	77.23%
H18+_Pop	32696
% H18+_Pop	5.24%
18+_AP_BlK	57672
% 18+_AP_BlK	9.25%
18+_AP_Asn	36011
% 18+_AP_Asn	5.78%
NH CVAP 19	559624.13
NH White CVAP 19	492745.13
NH Black CVAP 19	44491.15
NH Asian CVAP 19	17463.69
H CVAP 19	24972.15
D 20_Pres	220922.23
% D 20_Pres	57.7%
R 20_Pres	162060.75
% R 20_Pres	42.3%
20_Pres	382982.97
Adj_White	589077
% Adj_White	75.61%
Adj_Black	67418
% Adj_Black	8.65%
Adj_AmIndian	2602
% Adj_AmIndian	0.33%
Adj_Asian	40859

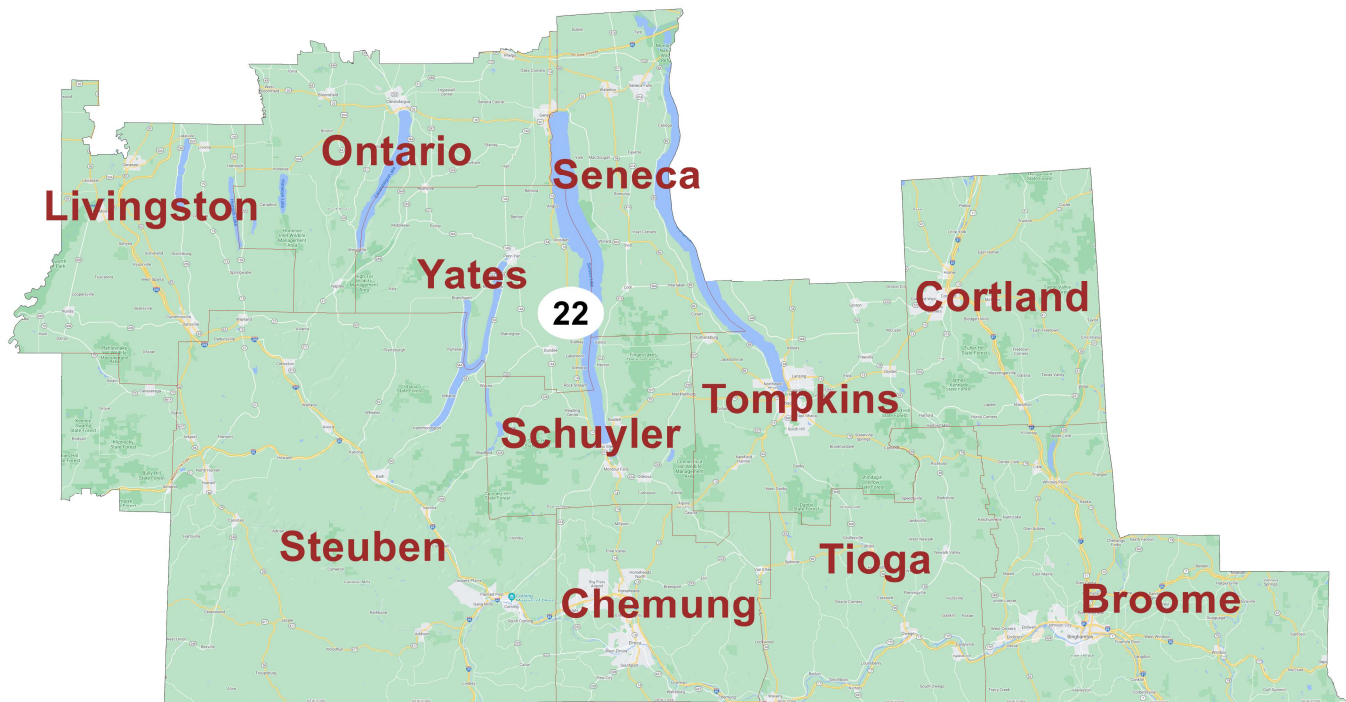


# District: 21



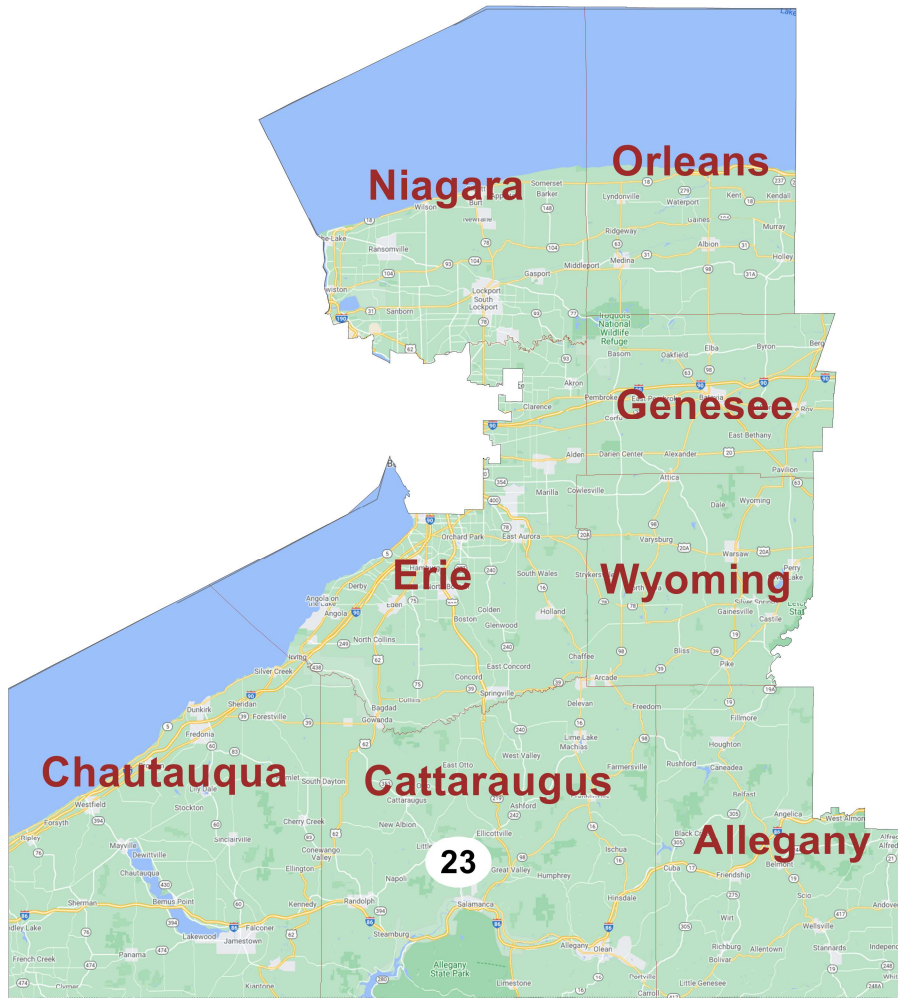
Field	Value
District	21
Population	776,971
Deviation	0
% Deviation	0%
Adj_Population	764,652
Adj_18+_Pop	604,929
Total CVAP 19	599,811
% NH CVAP 19	96.6%
% NH White CVAP 19	89.6%
% NH Black CVAP 19	4.4%
% NH Asian CVAP 19	1.1%
% H CVAP 19	3.4%
Reock	0.52
Polsby Popper	0.36
18+_Pop	617237
NH18+_Wht	528316
% NH18+_Wht	85.59%
H18+_Pop	24359
% H18+_Pop	3.95%
18+_AP_Blk	31377
% 18+_AP_Blk	5.08%
18+_AP_Asn	13460
% 18+_AP_Asn	2.18%
NH CVAP 19	579432.73
NH White CVAP 19	537399.30
NH Black CVAP 19	26429.88
NH Asian CVAP 19	6647.30
H CVAP 19	20406.35
D 20_Pres	146584.45
% D 20_Pres	43.7%
R 20_Pres	189211.81
% R 20_Pres	56.3%
20_Pres	335796.26
Adj_White	661645
% Adj_White	86.53%

## District: 22



Field	Value
District	22
Population	776,971
Deviation	0
% Deviation	0%
Adj_Population	774,557
Adj_18+_Pop	625,636
Total CVAP 19	604,699
% NH CVAP 19	97.1%
% NH White CVAP 19	90.3%
% NH Black CVAP 19	3.8%
% NH Asian CVAP 19	2.2%
% H CVAP 19	2.9%
Reock	0.37
Polsby Popper	0.33
18+_Pop	628051
NH18+_Wht	532616
% NH18+_Wht	84.8%
H18+_Pop	23764
% H18+_Pop	3.78%
18+_AP_BlK	29312
% 18+_AP_BlK	4.67%
18+_AP_Asn	25990
% 18+_AP_Asn	4.14%
NH CVAP 19	586924.11
NH White CVAP 19	545819.80
NH Black CVAP 19	22720.18
NH Asian CVAP 19	13341.18
H CVAP 19	17704.06
D 20_Pres	176104.31
% D 20_Pres	48.8%
R 20_Pres	184927.63
% R 20_Pres	51.2%
20_Pres	361031.93
Adj_White	656634
% Adj_White	84.78%

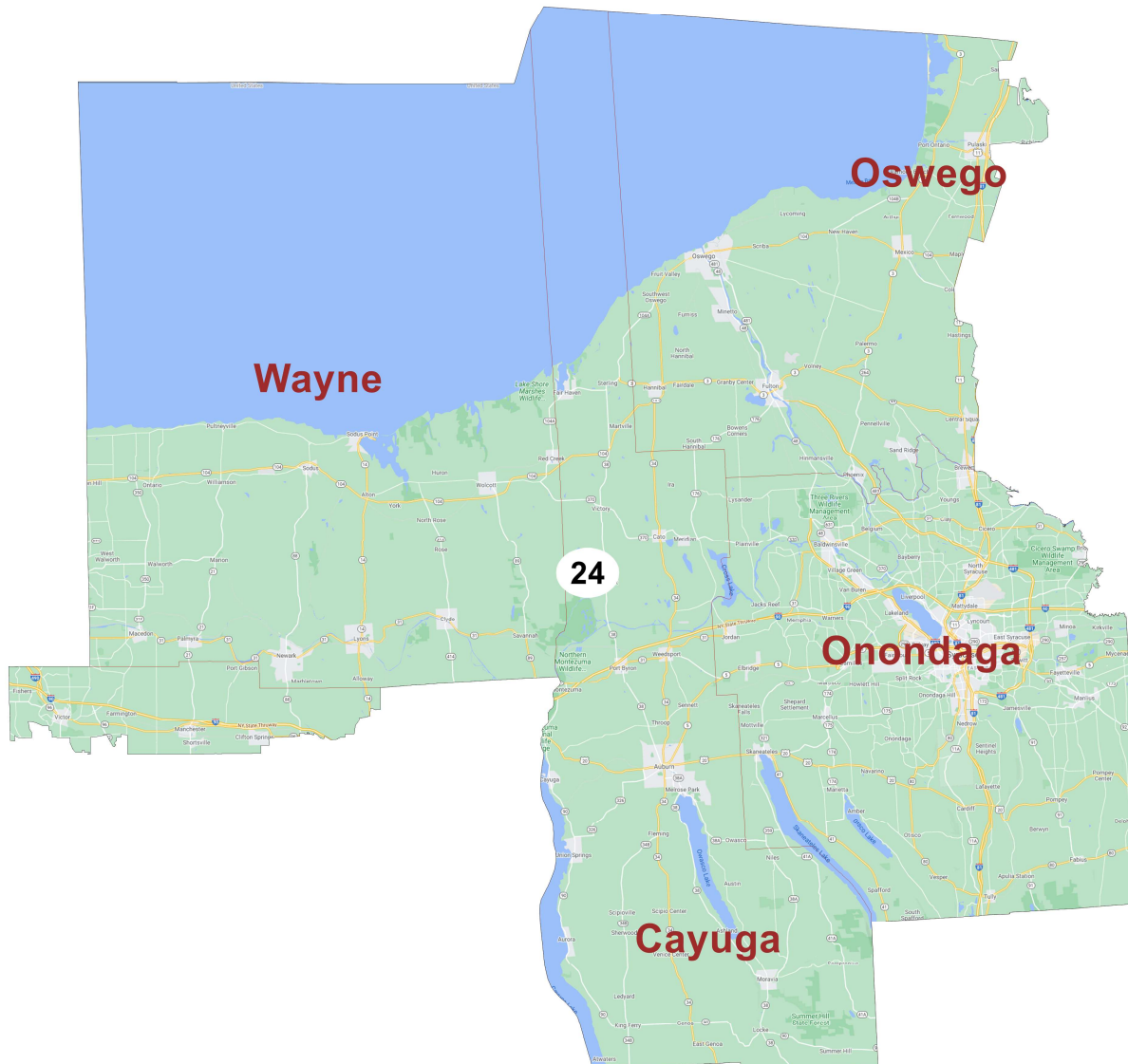
# District: 23



Field	Value
District	23
Population	776,971
Deviation	0
% Deviation	0%
Adj_Population	769,930
Adj_18+_Pop	614,715
Total CVAP 19	608,452
% NH CVAP 19	97.5%
% NH White CVAP 19	92.7%
% NH Black CVAP 19	2.6%
% NH Asian CVAP 19	0.7%
% H CVAP 19	2.5%
Reock	0.47
Polsby Popper	0.35
18+_Pop	621758
NH18+_Wht	556253
% NH18+_Wht	89.46%
H18+_Pop	20891
% H18+_Pop	3.36%
18+_AP_BlK	19428
% 18+_AP_BlK	3.12%
18+_AP_Asn	7273
% 18+_AP_Asn	1.17%
NH CVAP 19	593244.71
NH White CVAP 19	564315.24
NH Black CVAP 19	15916.29
NH Asian CVAP 19	4419.10
H CVAP 19	15238.58
D 20_Pres	154858.11
% D 20_Pres	39.4%
R 20_Pres	238462.16
% R 20_Pres	60.6%
20_Pres	393320.27
Adj_White	689810
% Adj_White	89.59%
Adj_Black	15107
% Adj_Black	1.96%
Adj_AmIndian	8059
% Adj_AmIndian	1.05%
Adj_Asian	6967



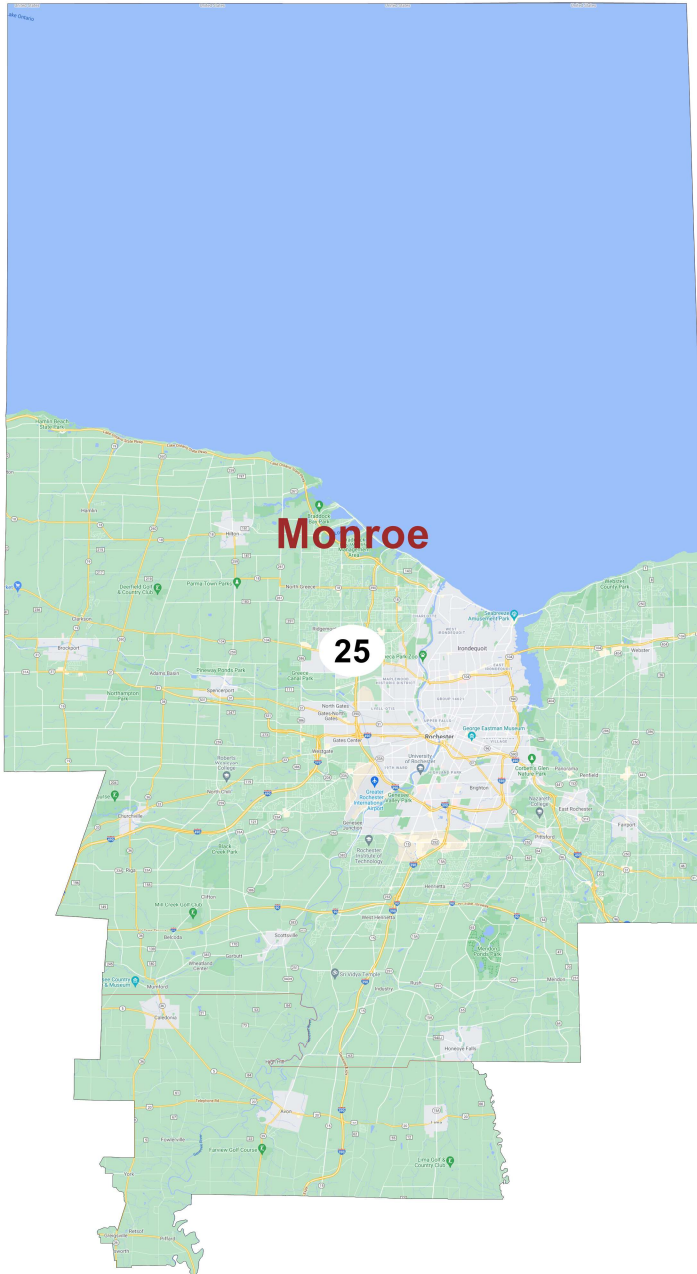
## District: 24



Field	Value
District	24
Population	776,971
Deviation	0
% Deviation	0%
Adj_Population	777,364
Adj_18+_Pop	616,064
Total CVAP 19	583,841
% NH CVAP 19	96.8%
% NH White CVAP 19	86.8%
% NH Black CVAP 19	7.2%
% NH Asian CVAP 19	1.7%
% H CVAP 19	3.2%
Reock	0.56
Polsby Popper	0.39
18+_Pop	615676
NH18+_Wht	501490
% NH18+_Wht	81.45%
H18+_Pop	25497
% H18+_Pop	4.14%
18+_AP_BlK	53643
% 18+_AP_BlK	8.71%
18+_AP_Asn	20154
% 18+_AP_Asn	3.27%
NH CVAP 19	565156.64
NH White CVAP 19	506713.48
NH Black CVAP 19	41917.36
NH Asian CVAP 19	9732.01
H CVAP 19	18634.14
D 20_Pres	200535.94
% D 20_Pres	53.8%
R 20_Pres	172287.78
% R 20_Pres	46.2%
20_Pres	372823.72
Adj_White	621086
% Adj_White	79.9%



# District: 25



©2021 CALIPER

Field	Value
District	25
Population	776,972
Deviation	1
% Deviation	0%
Adj_Population	779,718
Adj_18+_Pop	621,792
Total CVAP 19	577,357
% NH CVAP 19	93.1%
% NH White CVAP 19	76.4%
% NH Black CVAP 19	13.6%
% NH Asian CVAP 19	2.4%
% H CVAP 19	6.9%
Reock	0.49
Polsby Popper	0.48
18+_Pop	619051
NH18+_Wht	438202
% NH18+_Wht	70.79%
H18+_Pop	48858
% H18+_Pop	7.89%
18+_AP_BlK	95916
% 18+_AP_BlK	15.49%
18+_AP_Asn	30215
% 18+_AP_Asn	4.88%
NH CVAP 19	537528.42
NH White CVAP 19	441292.28
NH Black CVAP 19	78268.46
NH Asian CVAP 19	13640.07
H CVAP 19	39869.71
D 20_Pres	229814.18
% D 20_Pres	60.3%
R 20_Pres	151020.27
% R 20_Pres	39.7%
20_Pres	380834.45
Adj_White	537671
% Adj_White	68.96%
Adj_Black	120994
% Adj_Black	15.52%
Adj_AmIndian	2152
% Adj_AmIndian	0.28%
Adj_Asian	32768

# District: 26



©2021 CALIPER

Field	Value
District	26
Population	776,971
Deviation	0
% Deviation	0%
Adj_Population	779,354
Adj_18+_Pop	620,913
Total CVAP 19	567,274
% NH CVAP 19	94.8%
% NH White CVAP 19	75.1%
% NH Black CVAP 19	16.4%
% NH Asian CVAP 19	2.3%
% H CVAP 19	5.2%
Reock	0.4
Polsby Popper	0.25
18+_Pop	618534
NH18+_Wht	424718
% NH18+_Wht	68.67%
H18+_Pop	37516
% H18+_Pop	6.07%
18+_AP_BlK	113152
% 18+_AP_BlK	18.29%
18+_AP_Asn	36542
% 18+_AP_Asn	5.91%
NH CVAP 19	537681.66
NH White CVAP 19	426231.32
NH Black CVAP 19	93142.60
NH Asian CVAP 19	13092.24
H CVAP 19	29630.00
D 20_Pres	219258.58
% D 20_Pres	62.8%
R 20_Pres	129875.00
% R 20_Pres	37.2%
20_Pres	349133.58
Adj_White	516915
% Adj_White	66.33%