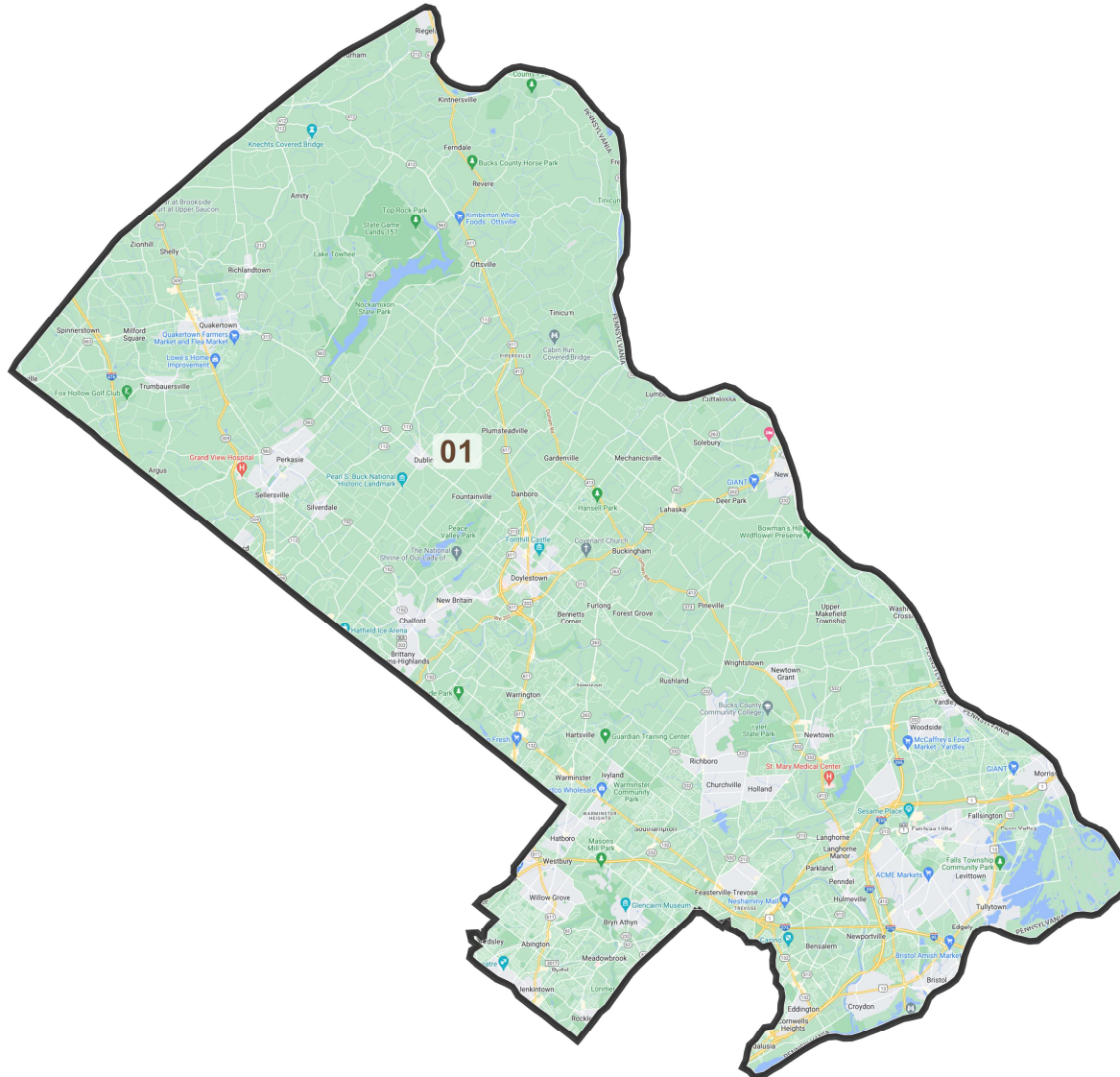
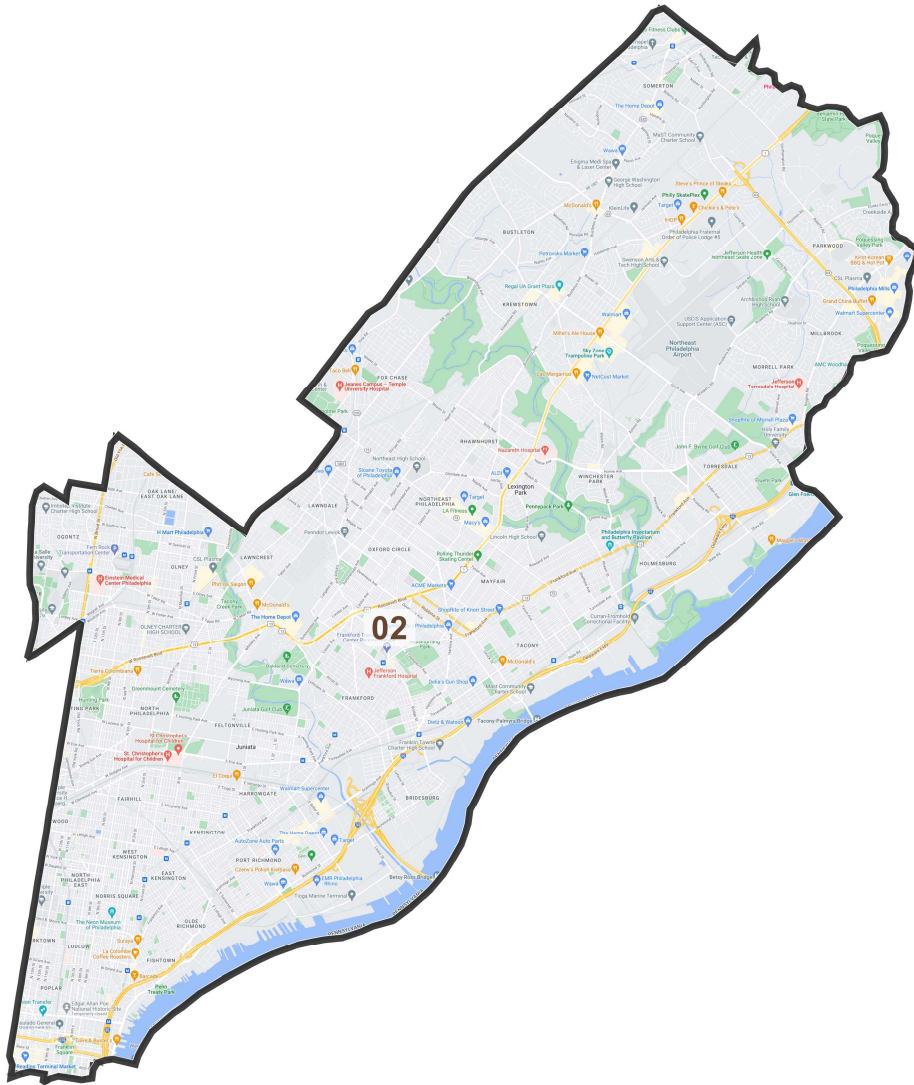


District: 01



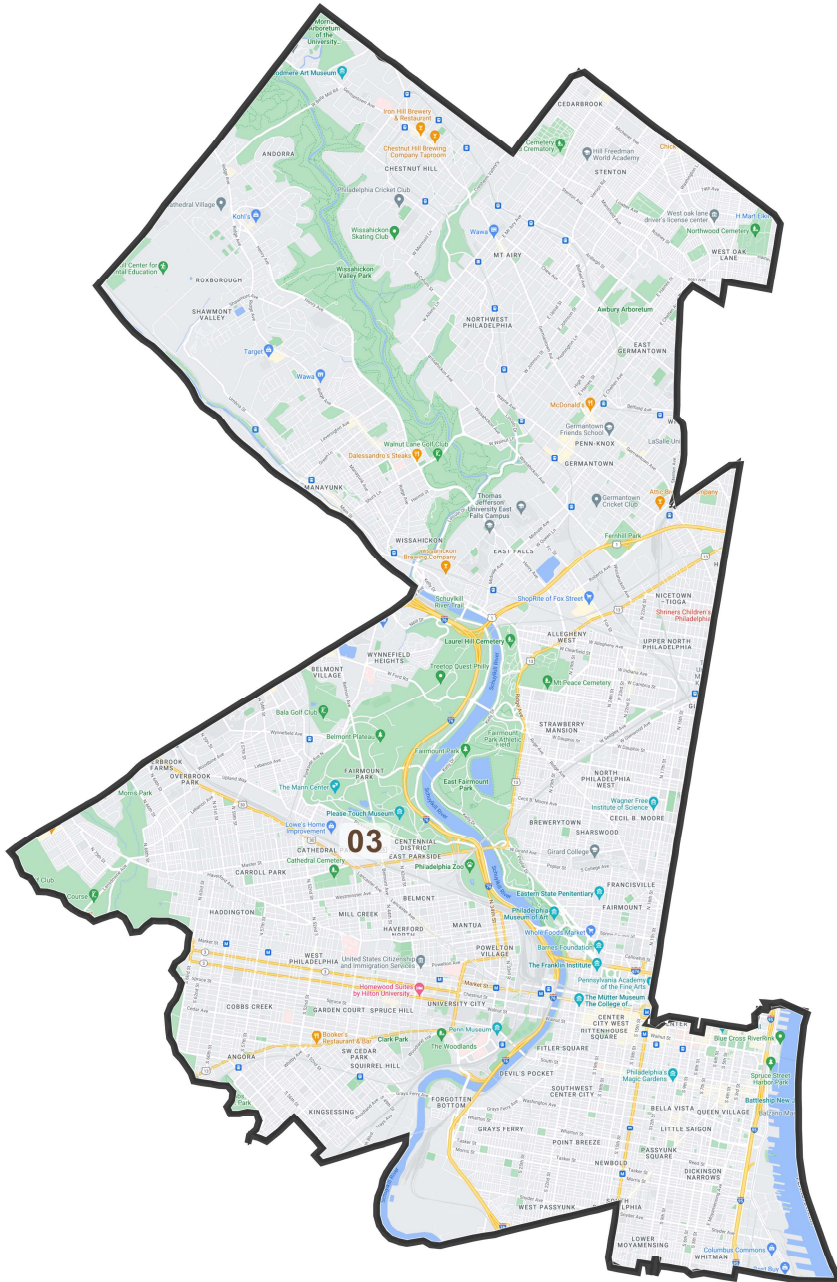
Field	Value
District	01
Population	764864
Deviation	-1
% Deviation	-0%
Polsby Popper	0.41
% D 20_Pres	53.49%
% R 20_Pres	45.46%
% NH White CVAP 19	87.55%
% NH Black CVAP 19	4.64%
% NH Asian CVAP 19	3.93%
% H CVAP 19	3.4%
% AP_Blk	6.18%
% White	81.15%

District: 02



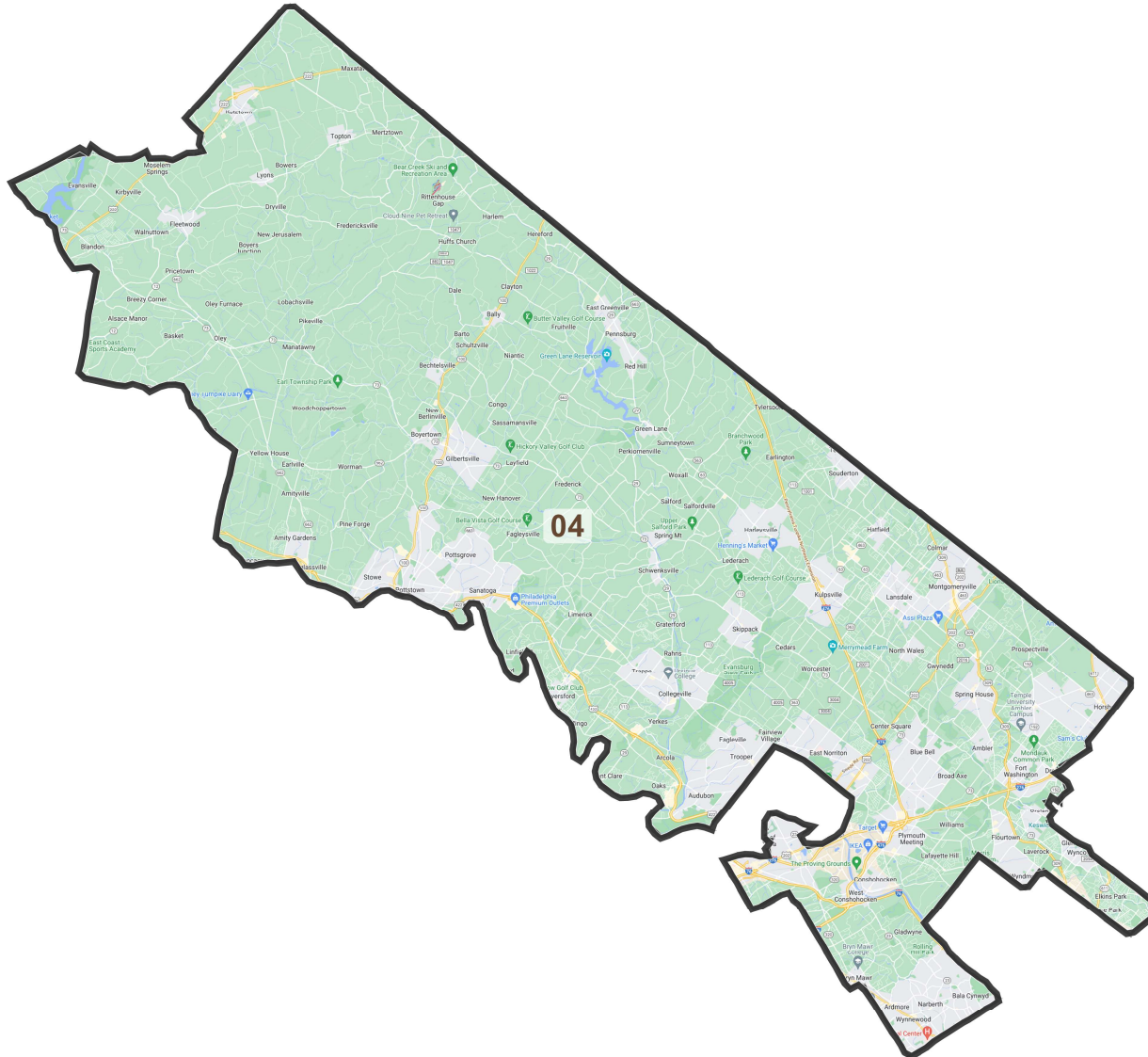
Field	Value
District	02
Population	764865
Deviation	0
% Deviation	0%
Polsby Popper	0.41
% D 20_Pres	71.24%
% R 20_Pres	28.03%
% NH White CVAP 19	43.7%
% NH Black CVAP 19	28.26%
% NH Asian CVAP 19	6.72%
% H CVAP 19	20.32%
% AP_Blk	30.51%
% White	38.73%

District: 03



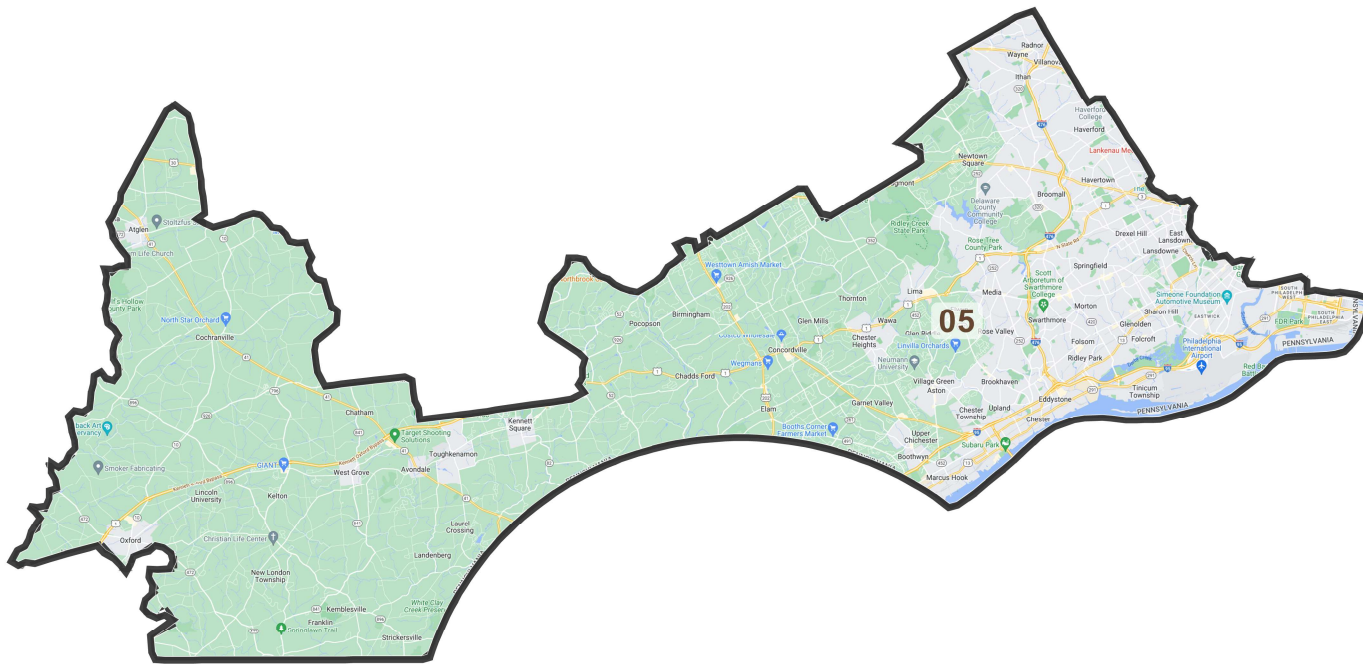
Field	Value
District	03
Population	764865
Deviation	0
% Deviation	0%
Polsby Popper	0.29
% D 20_Pres	90.15%
% R 20_Pres	9.23%
% NH White CVAP 19	36.54%
% NH Black CVAP 19	53.6%
% NH Asian CVAP 19	4.8%
% H CVAP 19	4.04%
% AP_Blk	52.32%
% White	34.47%

District: 04



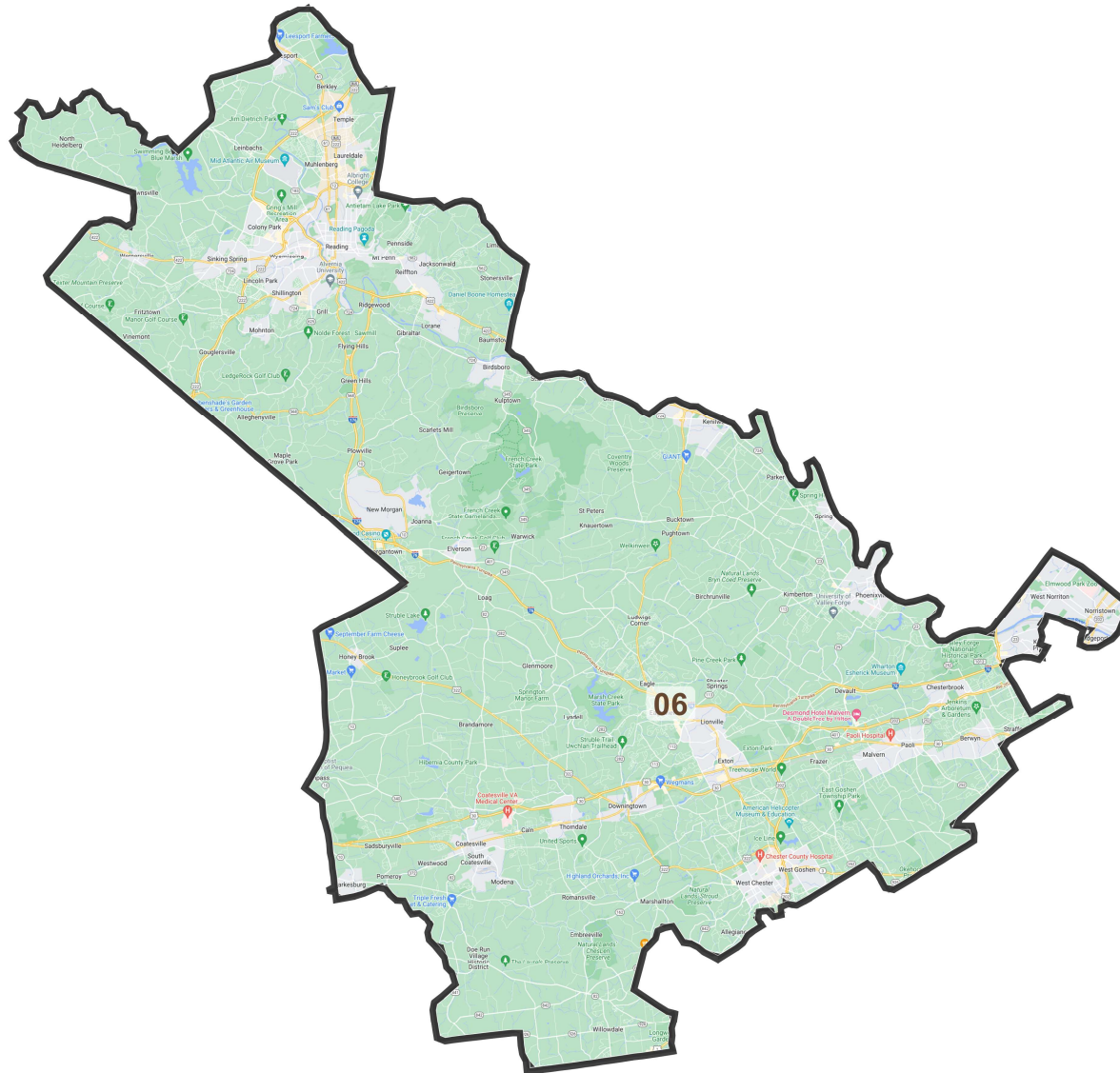
Field	Value
District	04
Population	764865
Deviation	0
% Deviation	0%
Polsby Popper	0.26
% D 20_Pres	59.35%
% R 20_Pres	39.58%
% NH White CVAP 19	84.15%
% NH Black CVAP 19	7.27%
% NH Asian CVAP 19	5.19%
% H CVAP 19	2.88%
% AP_Blk	9.09%
% White	77.1%

District: 05



Field	Value
District	05
Population	764864
Deviation	-1
% Deviation	-0%
Polsby Popper	0.17
% D 20_Pres	62.32%
% R 20_Pres	36.79%
% NH White CVAP 19	71.37%
% NH Black CVAP 19	20.42%
% NH Asian CVAP 19	4.17%
% H CVAP 19	3.32%
% AP_Bik	24.32%
% White	62.52%

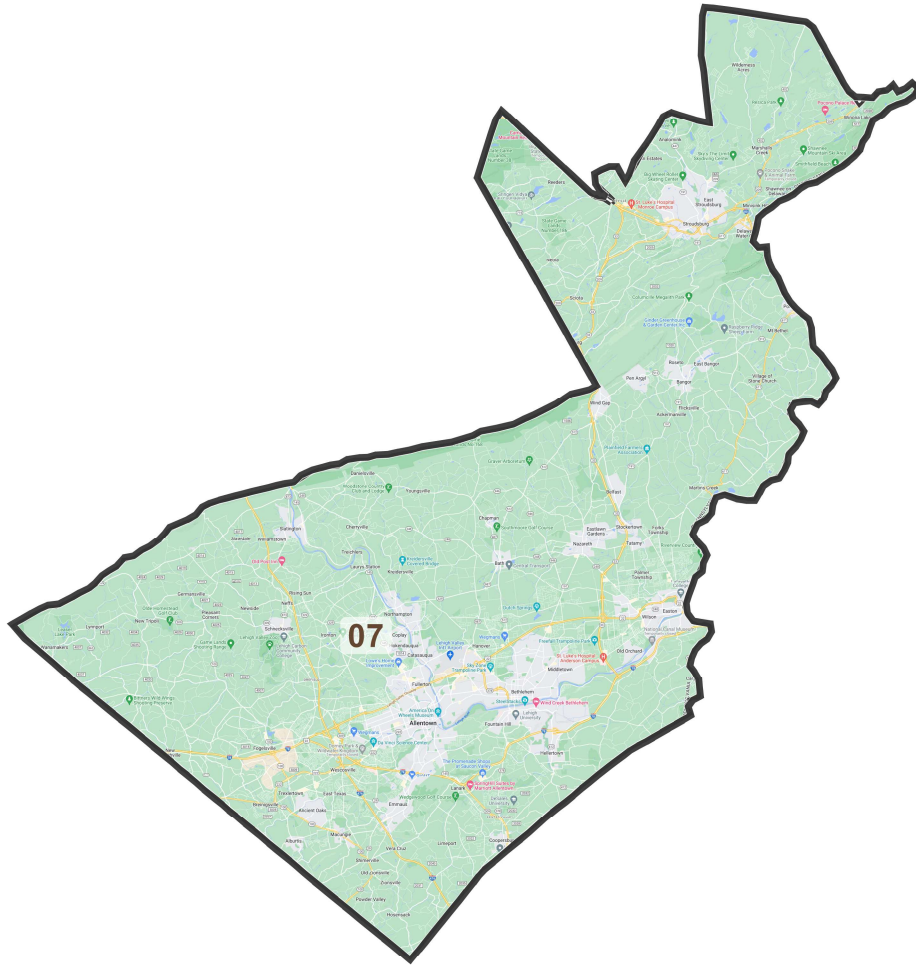
District: 06



©2021 CALIPER

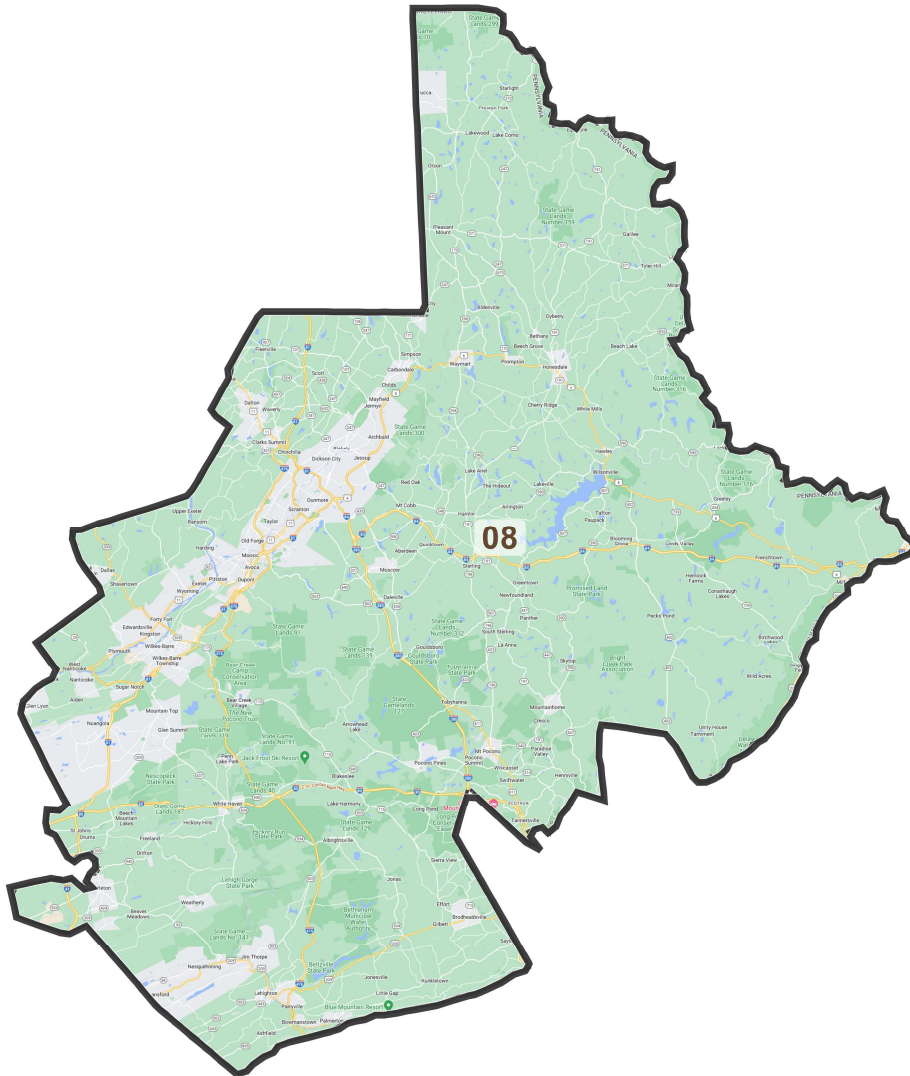
Field	Value
District	06
Population	764865
Deviation	0
% Deviation	0%
Polsby Popper	0.22
% D 20_Pres	57.6%
% R 20_Pres	41.2%
% NH White CVAP 19	78.22%
% NH Black CVAP 19	7.85%
% NH Asian CVAP 19	3.02%
% H CVAP 19	10.36%
% AP_Bik	9.93%
% White	69.24%

District: 07



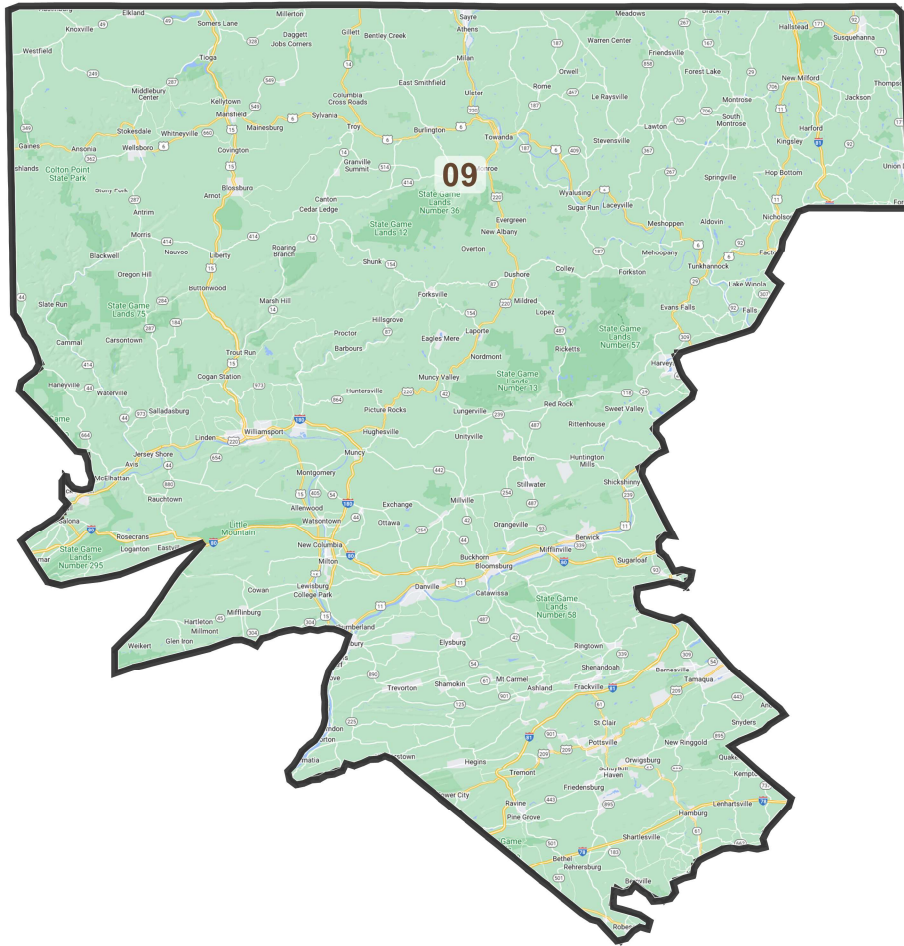
Field	Value
District	07
Population	764863
Deviation	-2
% Deviation	-0%
Polsby Popper	0.32
% D 20_Pres	52.06%
% R 20_Pres	46.76%
% NH White CVAP 19	76.29%
% NH Black CVAP 19	6.17%
% NH Asian CVAP 19	2.48%
% H CVAP 19	14.5%
% AP_Blk	10.3%
% White	69.51%

District: 08



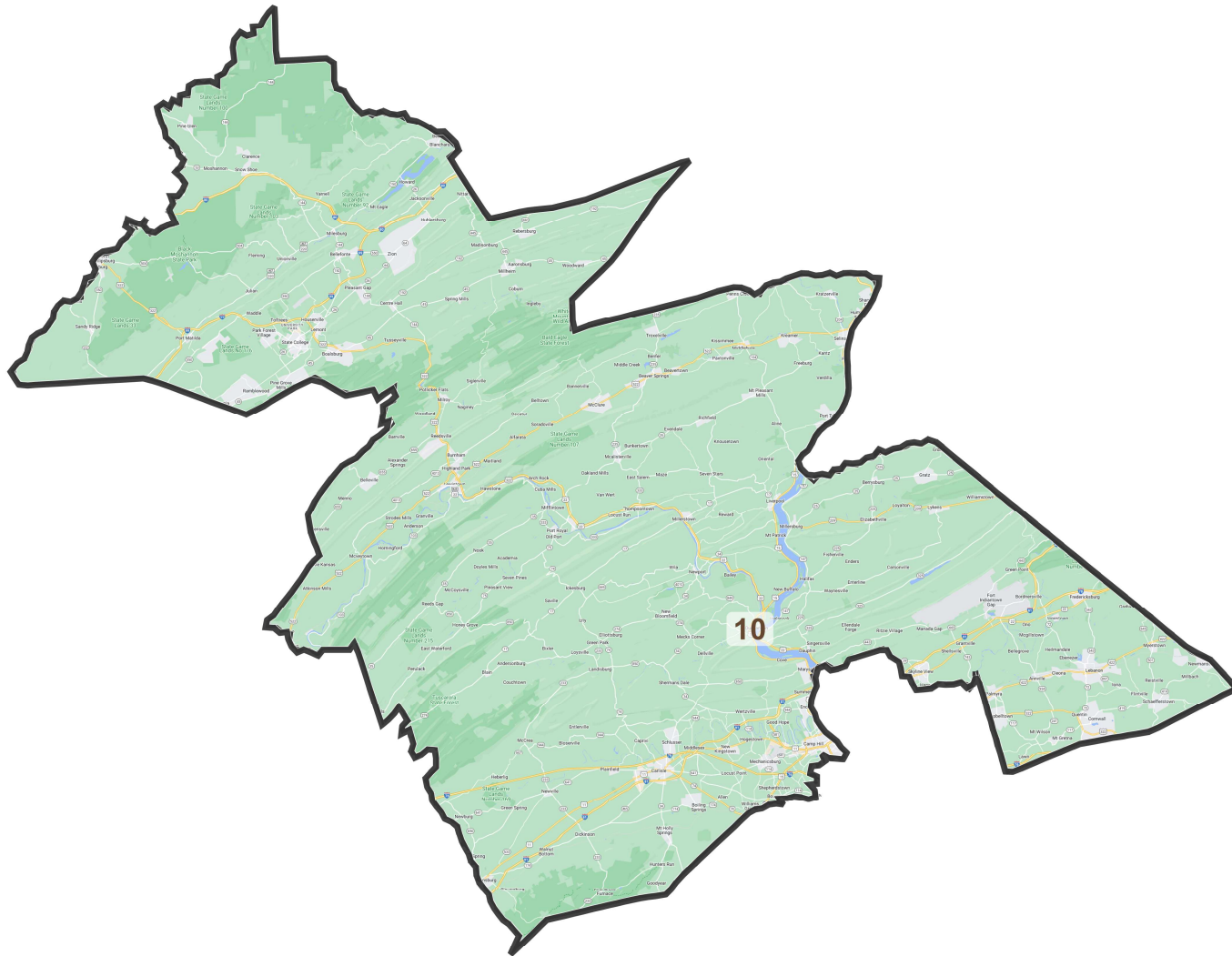
Field	Value
District	08
Population	764863
Deviation	-2
% Deviation	-0%
Polsby Popper	0.32
% D 20_Pres	45.57%
% R 20_Pres	53.4%
% NH White CVAP 19	86.69%
% NH Black CVAP 19	4.76%
% NH Asian CVAP 19	1.23%
% H CVAP 19	6.77%
% AP_Blk	7.39%
% White	80.19%

District: 09



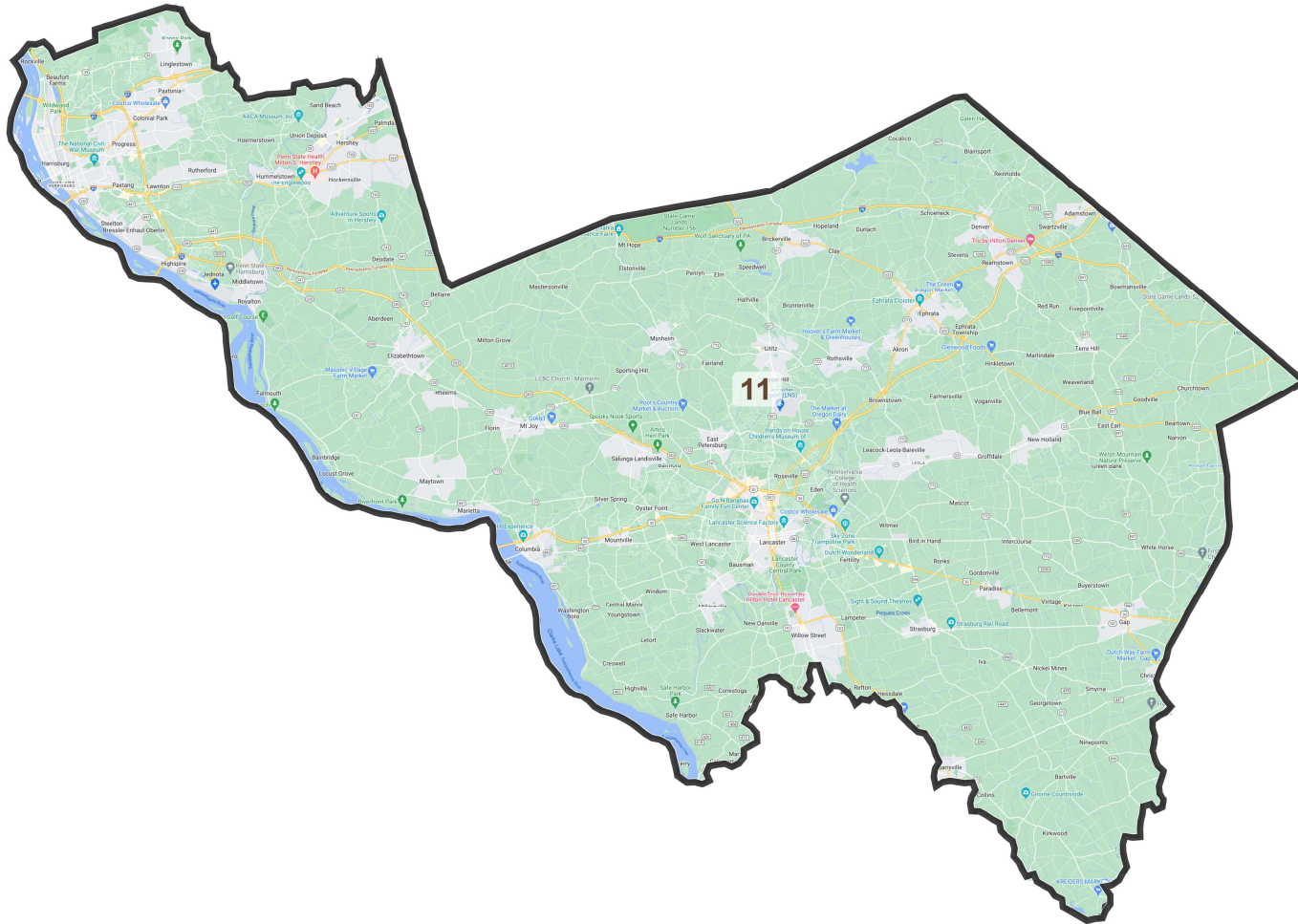
Field	Value
District	09
Population	764865
Deviation	0
% Deviation	0%
Polsby Popper	0.32
% D 20_Pres	29.83%
% R 20_Pres	68.7%
% NH White CVAP 19	93.91%
% NH Black CVAP 19	2.61%
% NH Asian CVAP 19	0.59%
% H CVAP 19	2.34%
% AP_Bik	3.5%
% White	90.48%

District: 10



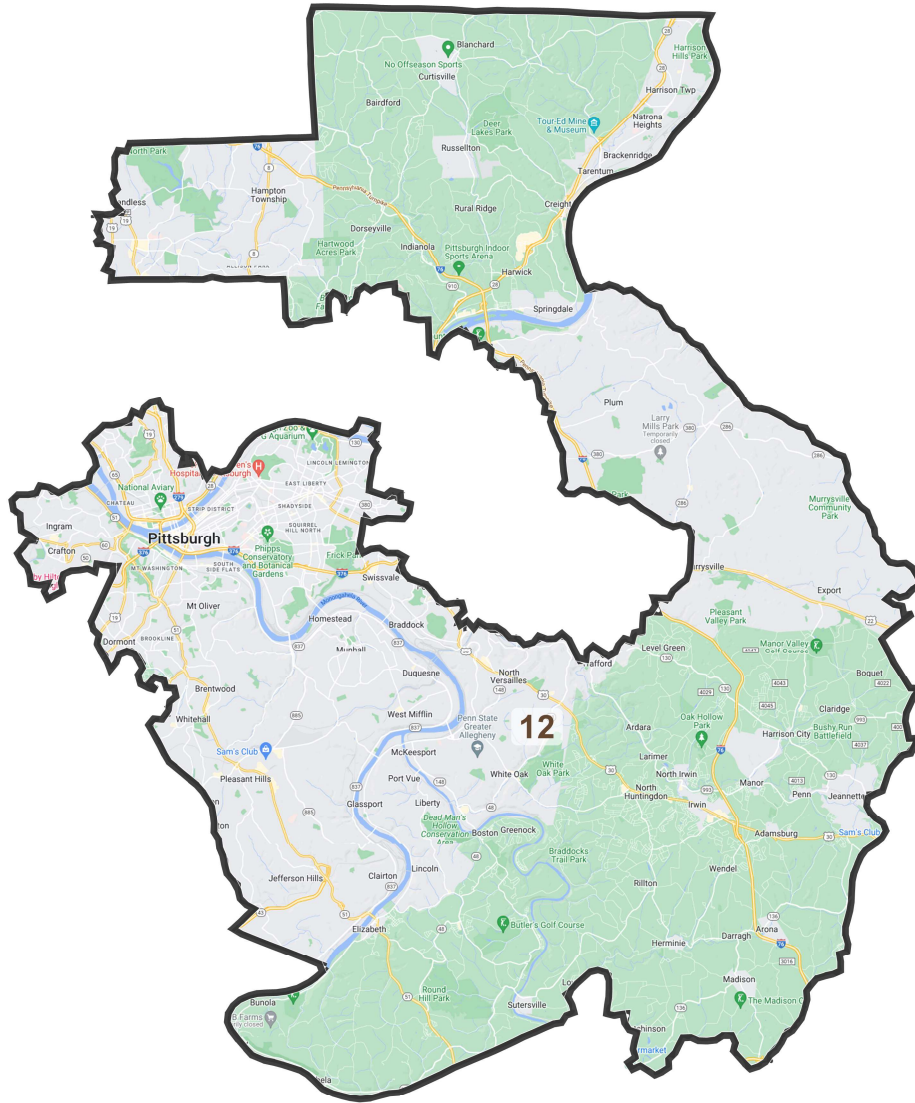
Field	Value
District	10
Population	764864
Deviation	-1
% Deviation	-0%
Polsby Popper	0.19
% D 20_Pres	38.38%
% R 20_Pres	60.21%
% NH White CVAP 19	91.07%
% NH Black CVAP 19	2.82%
% NH Asian CVAP 19	1.9%
% H CVAP 19	3.75%
% AP_BlK	4.04%
% White	85.73%

District: 11



Field	Value
District	11
Population	764865
Deviation	0
% Deviation	0%
Polsby Popper	0.31
% D 20_Pres	47.41%
% R 20_Pres	51.14%
% NH White CVAP 19	79.98%
% NH Black CVAP 19	9.02%
% NH Asian CVAP 19	2.35%
% H CVAP 19	8.12%
% AP_Blk	11.92%
% White	73.79%

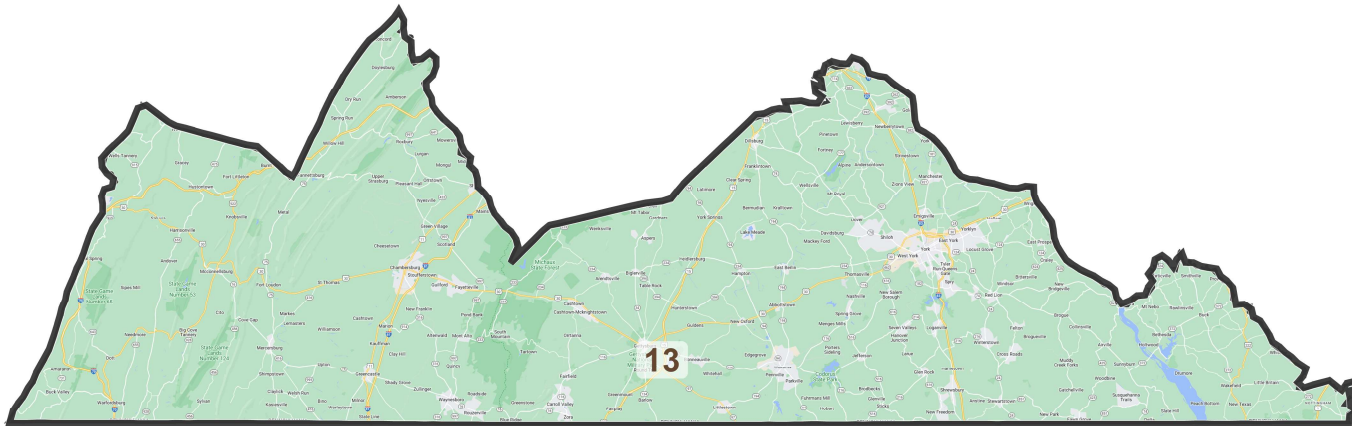
District: 12



Field	Value
District	12
Population	764865
Deviation	0
% Deviation	0%
Polsby Popper	0.13
% D 20_Pres	59.29%
% R 20_Pres	39.58%
% NH White CVAP 19	81.69%
% NH Black CVAP 19	13.81%
% NH Asian CVAP 19	2.01%
% H CVAP 19	1.72%
% AP_Blk	16.86%
% White	74.47%

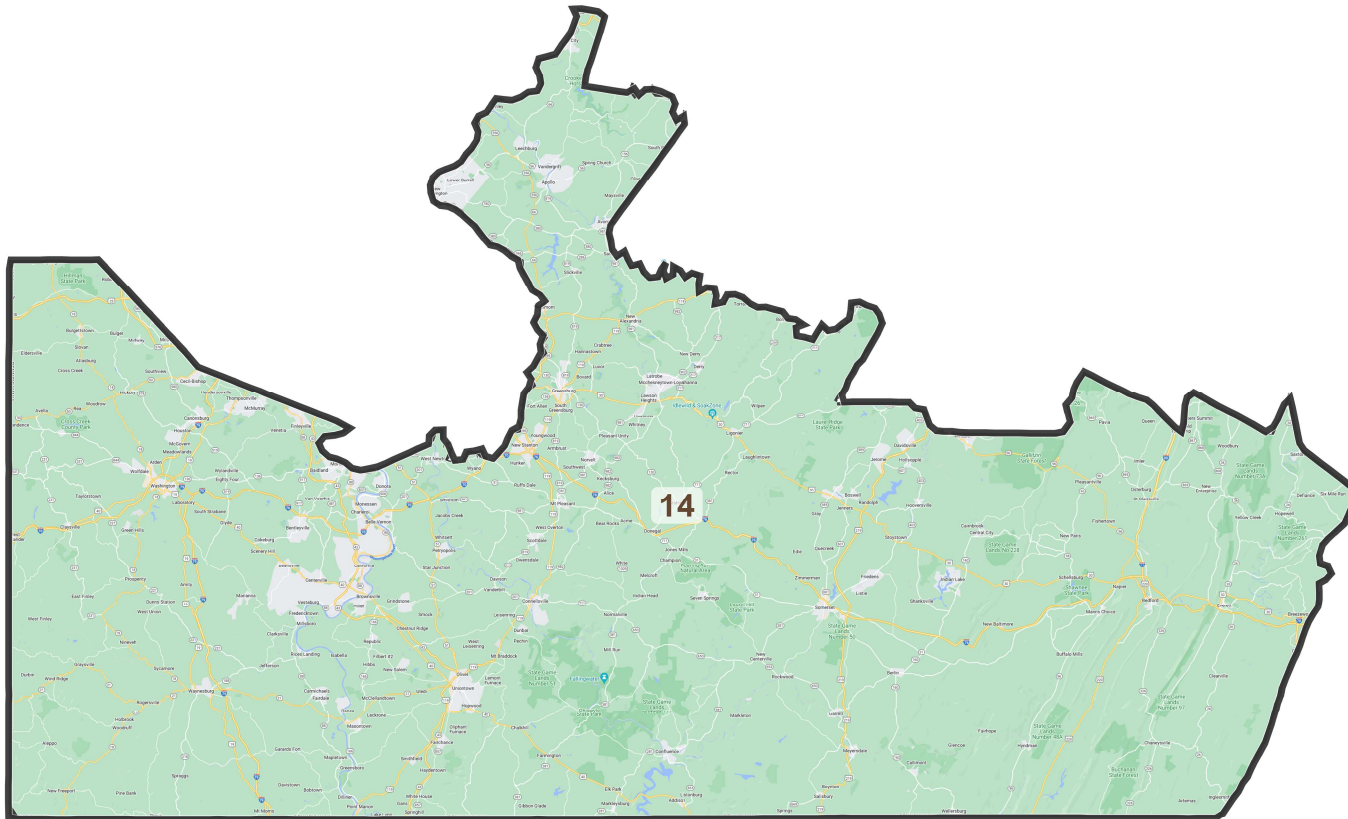
District: 13

Field	Value
District	13
Population	764865
Deviation	0
% Deviation	0%
Polsby Popper	0.24
% D 20_Pres	33.56%
% R 20_Pres	64.98%
% NH White CVAP 19	89.97%
% NH Black CVAP 19	4.25%
% NH Asian CVAP 19	0.99%
% H CVAP 19	4.17%
% AP_BlK	6.3%
% White	84.2%

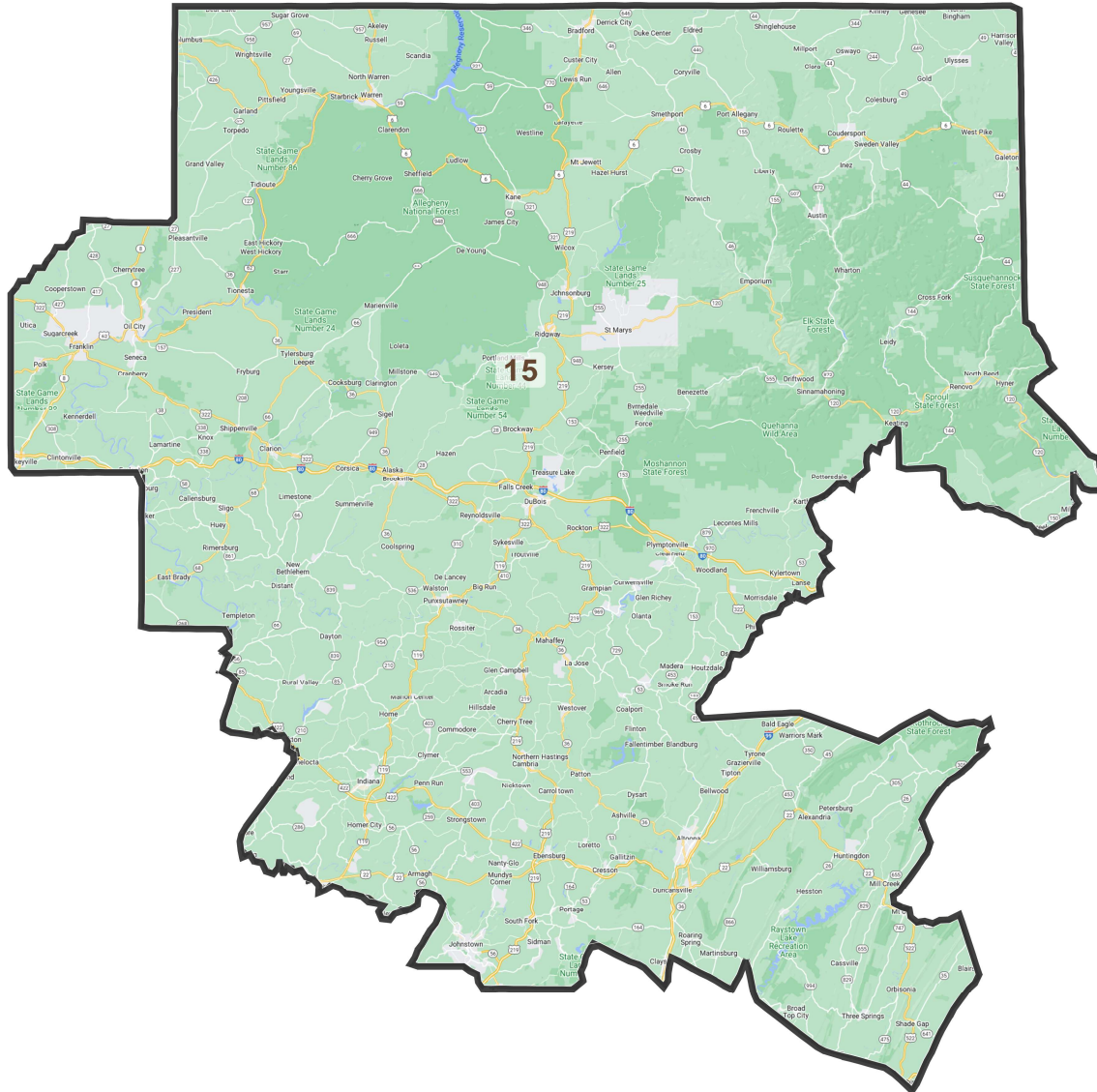


District: 14

Field	Value
District	14
Population	764865
Deviation	0
% Deviation	0%
Polsby Popper	0.26
% D 20_Pres	32.42%
% R 20_Pres	66.53%
% NH White CVAP 19	94.66%
% NH Black CVAP 19	3.21%
% NH Asian CVAP 19	0.55%
% H CVAP 19	1.01%
% AP_Blk	4.33%
% White	91.29%

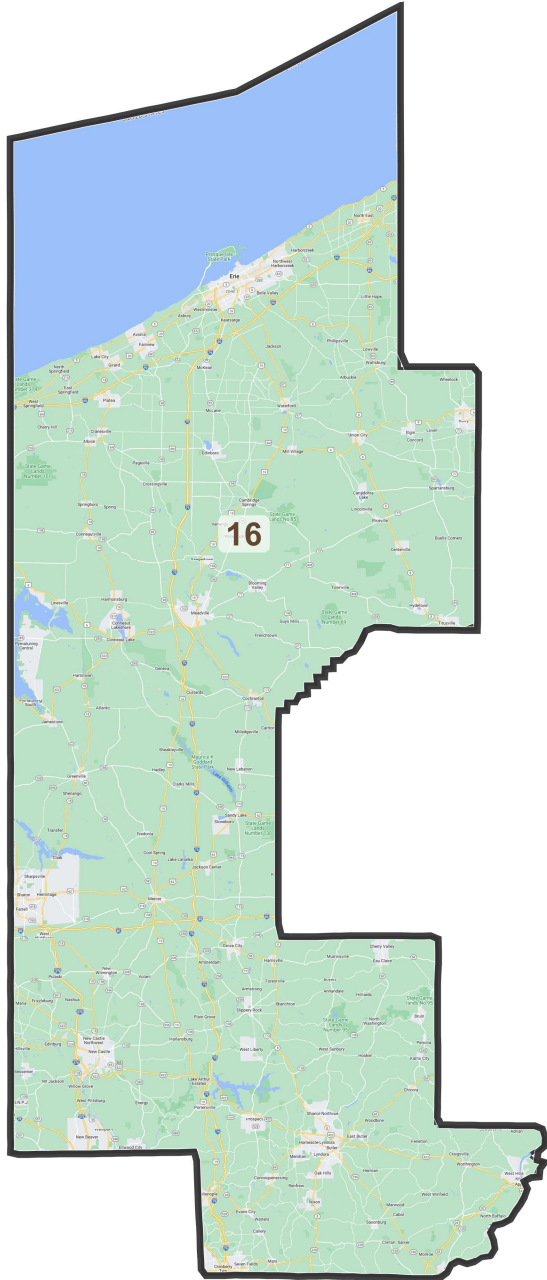


District: 15



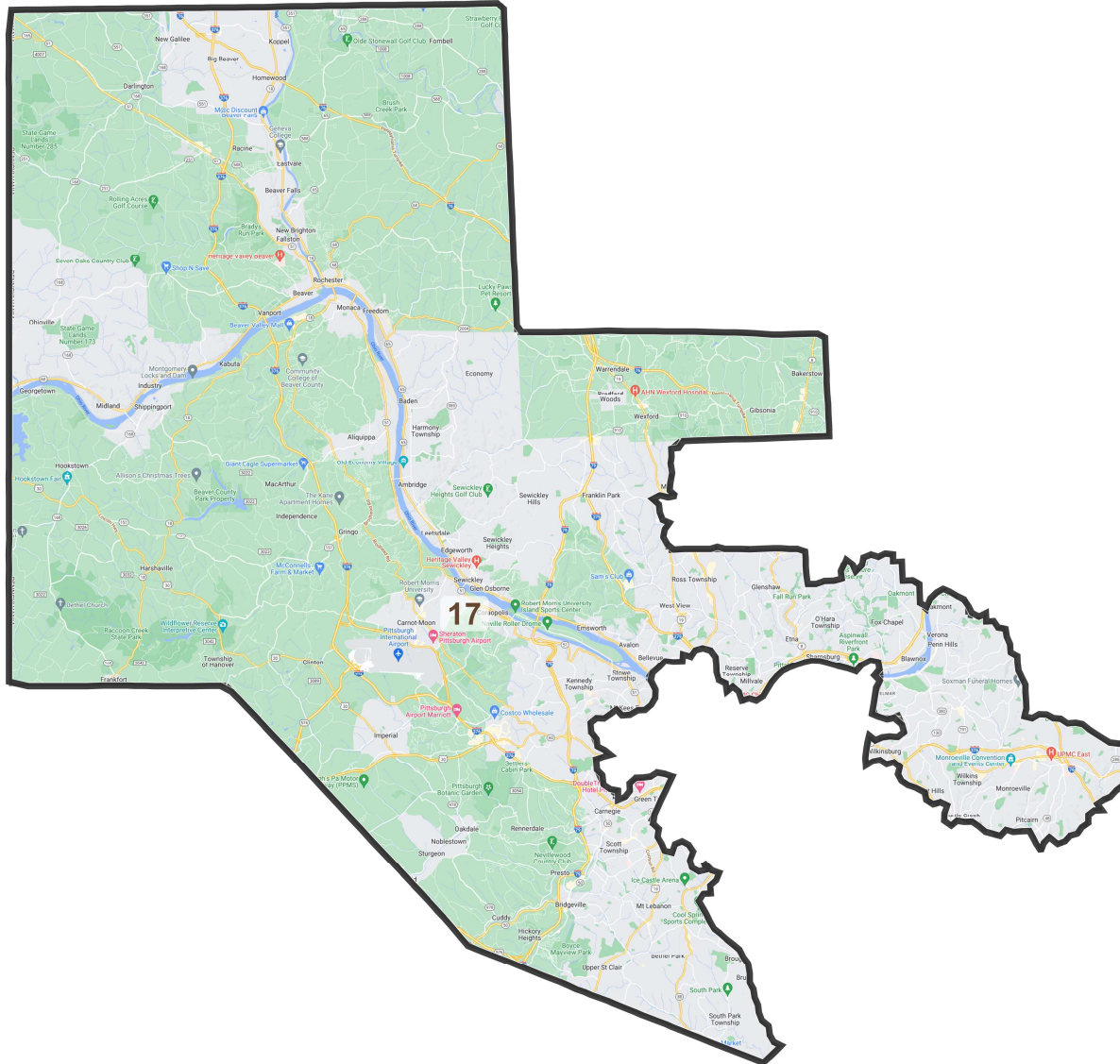
Field	Value
District	15
Population	764866
Deviation	1
% Deviation	0%
Polsby Popper	0.28
% D 20_Pres	26.95%
% R 20_Pres	71.81%
% NH White CVAP 19	95.26%
% NH Black CVAP 19	2.54%
% NH Asian CVAP 19	0.46%
% H CVAP 19	1.17%
% AP_Blk	3.31%
% White	92.52%

District: 16



Field	Value
District	16
Population	764866
Deviation	1
% Deviation	0%
Polsby Popper	0.37
% D 20_Pres	38.89%
% R 20_Pres	59.82%
% NH White CVAP 19	92.76%
% NH Black CVAP 19	4.23%
% NH Asian CVAP 19	0.8%
% H CVAP 19	1.67%
% AP_Bik	6.02%
% White	87.89%

District: 17



Field	Value
District	17
Population	764865
Deviation	0
% Deviation	0%
Polsby Popper	0.2
% D 20_Pres	52.45%
% R 20_Pres	46.34%
% NH White CVAP 19	88.41%
% NH Black CVAP 19	7.98%
% NH Asian CVAP 19	1.73%
% H CVAP 19	1.25%
% AP_Bik	10.06%
% White	81.55%