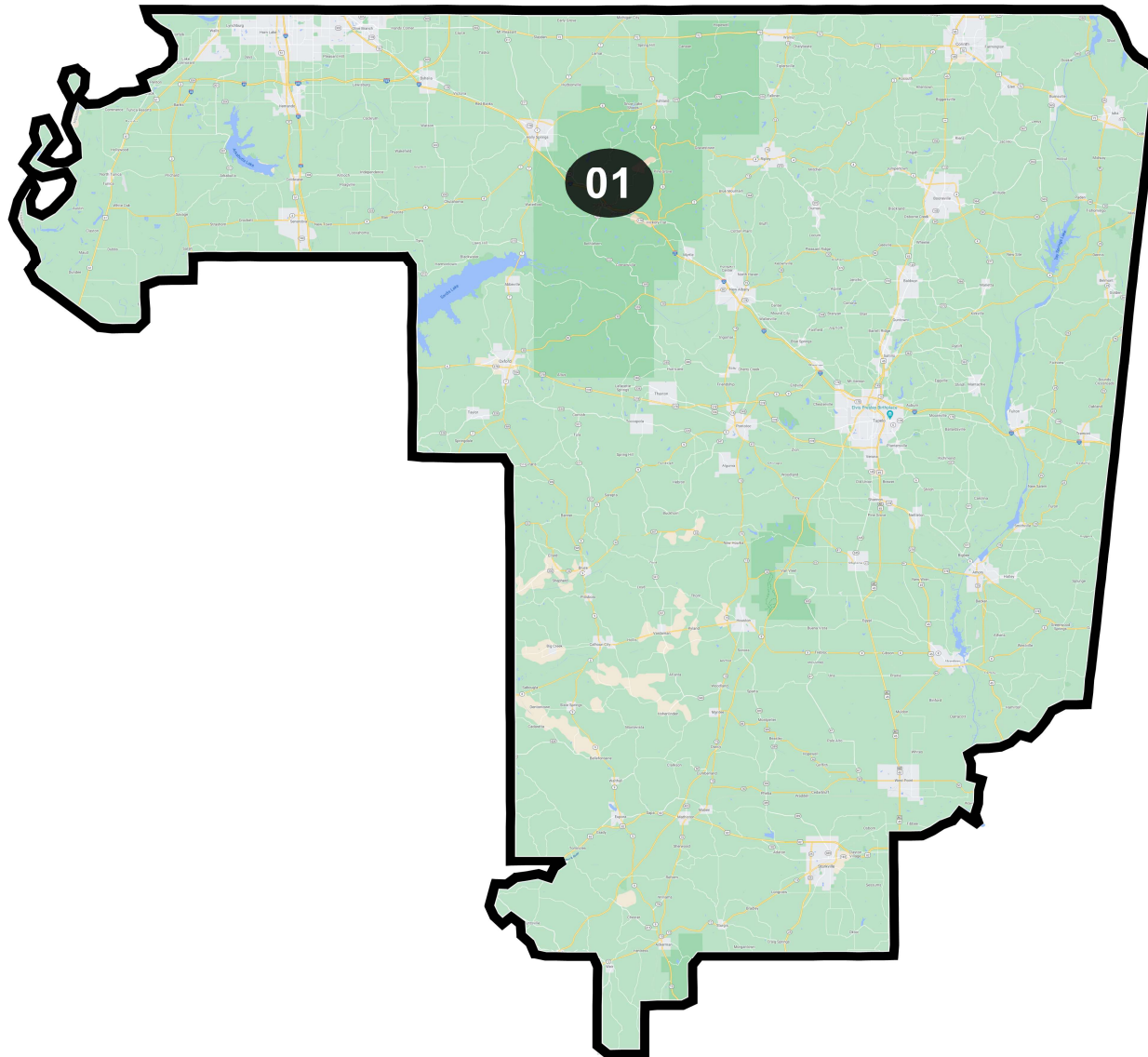
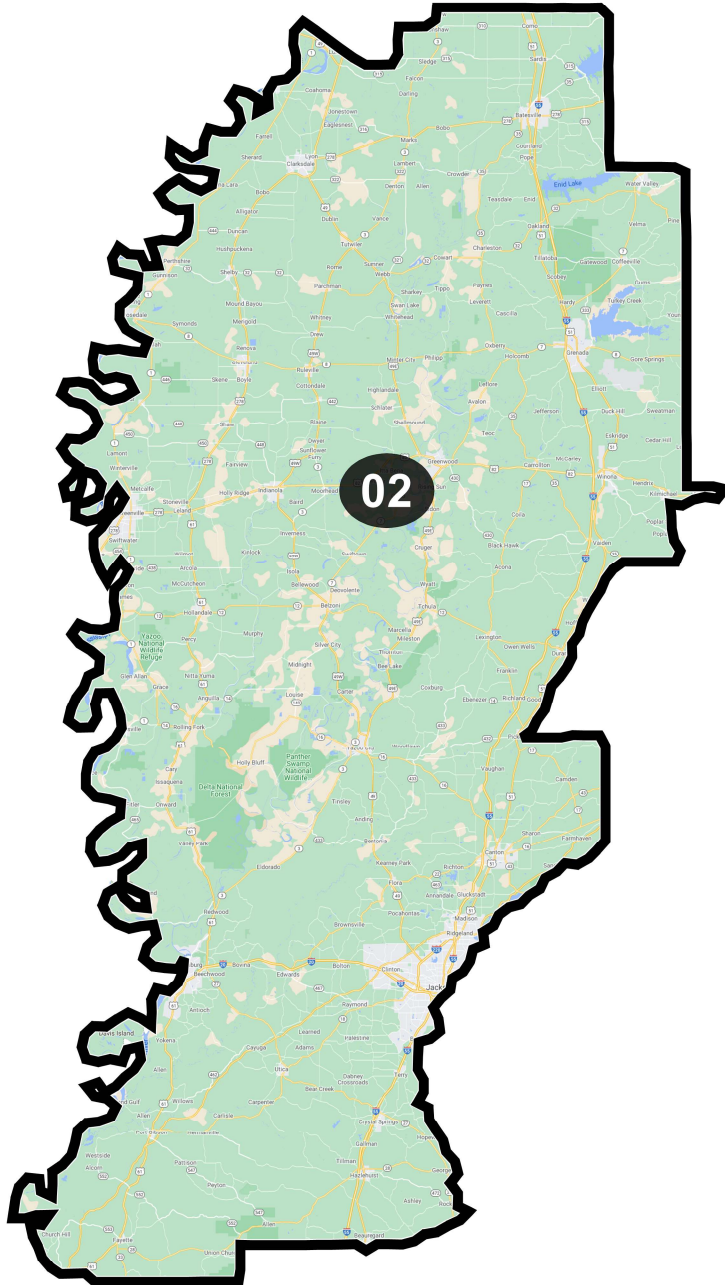


## District: 1



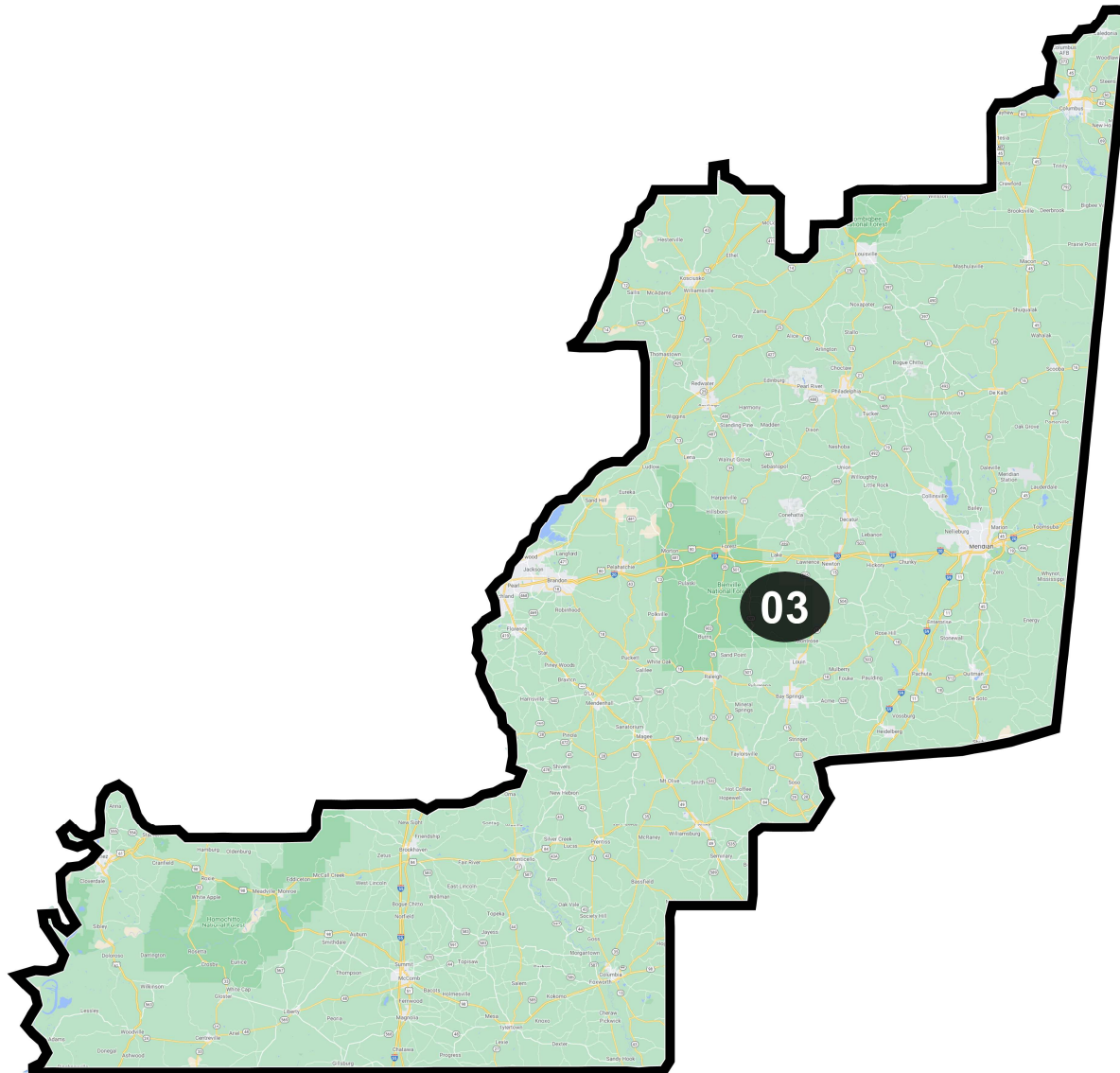
Field	Value
District	1
Population	740319
Deviation	-1
Alternate Schwartzberg	1.78
Polsby Popper	0.32
Perimeter	644.51
Reock	0.52
% 18+_AP_Blak	26.82%
% cvap_total	75.2%
cvap_asian	3644.78
% cvap_asian	0.65%
cvap_black	150641.49
% cvap_black	27.06%
cvap_white	389519.98
% cvap_white	69.97%
cvap_hisp	9967.64
% cvap_hisp	1.79%
20_pres	328489.47
D20_pres	110946.48
% D20_pres	33.77%
R20_pres	212497.50
% R20_pres	64.69%

## District: 2



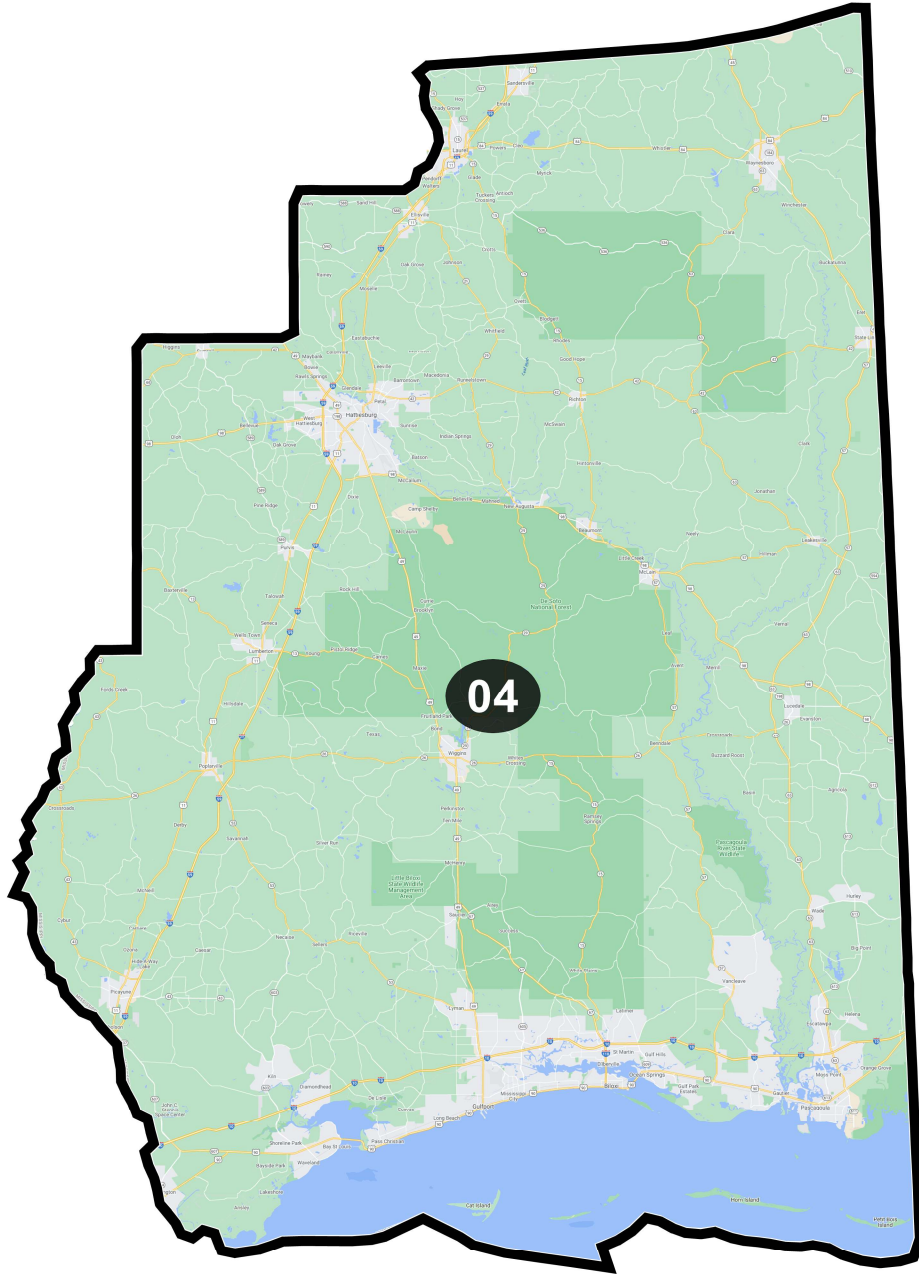
Field	Value
District	2
Population	740319
Deviation	-1
Alternate Schwartzberg	2.46
Polsby Popper	0.16
Perimeter	1,045.5
Reock	0.38
% 18+_AP_BlK	58.84%
% cvap_total	76.51%
cvap_asian	3367.43
% cvap_asian	0.59%
cvap_black	344116.96
% cvap_black	60.75%
cvap_white	210337.01
% cvap_white	37.13%
cvap_hisp	6742.45
% cvap_hisp	1.19%
D20_pres	337483.52
D20_pres	204785.06
% D20_pres	60.68%
R20_pres	128554.19
% R20_pres	38.09%

# District: 3



Field	Value
District	3
Population	740320
Deviation	0
Alternate Schwartzberg	2.2
Polsby Popper	0.21
Perimeter	977.13
Reock	0.26
% 18+_AP_BlK	36.05%
% cvap_total	75.91%
cvap_asian	2894.05
% cvap_asian	0.51%
cvap_black	207385.45
% cvap_black	36.9%
cvap_white	338650.86
% cvap_white	60.26%
cvap_hisp	5733.63
% cvap_hisp	1.02%
20_pres	347397.28
D20_pres	132484.50
% D20_pres	38.14%
R20_pres	211012.16
% R20_pres	60.74%

# District: 4



Field	Value
District	4
Population	740321
Deviation	1
Alternate Schwartzberg	1.45
Polsby Popper	0.48
Perimeter	459.49
Reock	0.56
% 18+_AP_BlK	22.76%
% cvap_total	73.93%
cvap_asian	7843.82
% cvap_asian	1.43%
cvap_black	124227.22
% cvap_black	22.7%
cvap_white	394582.10
% cvap_white	72.09%
cvap_hisp	15251.44
% cvap_hisp	2.79%
20_pres	300388.73
D20_pres	91181.96
% D20_pres	30.35%
R20_pres	204700.15
% R20_pres	68.15%