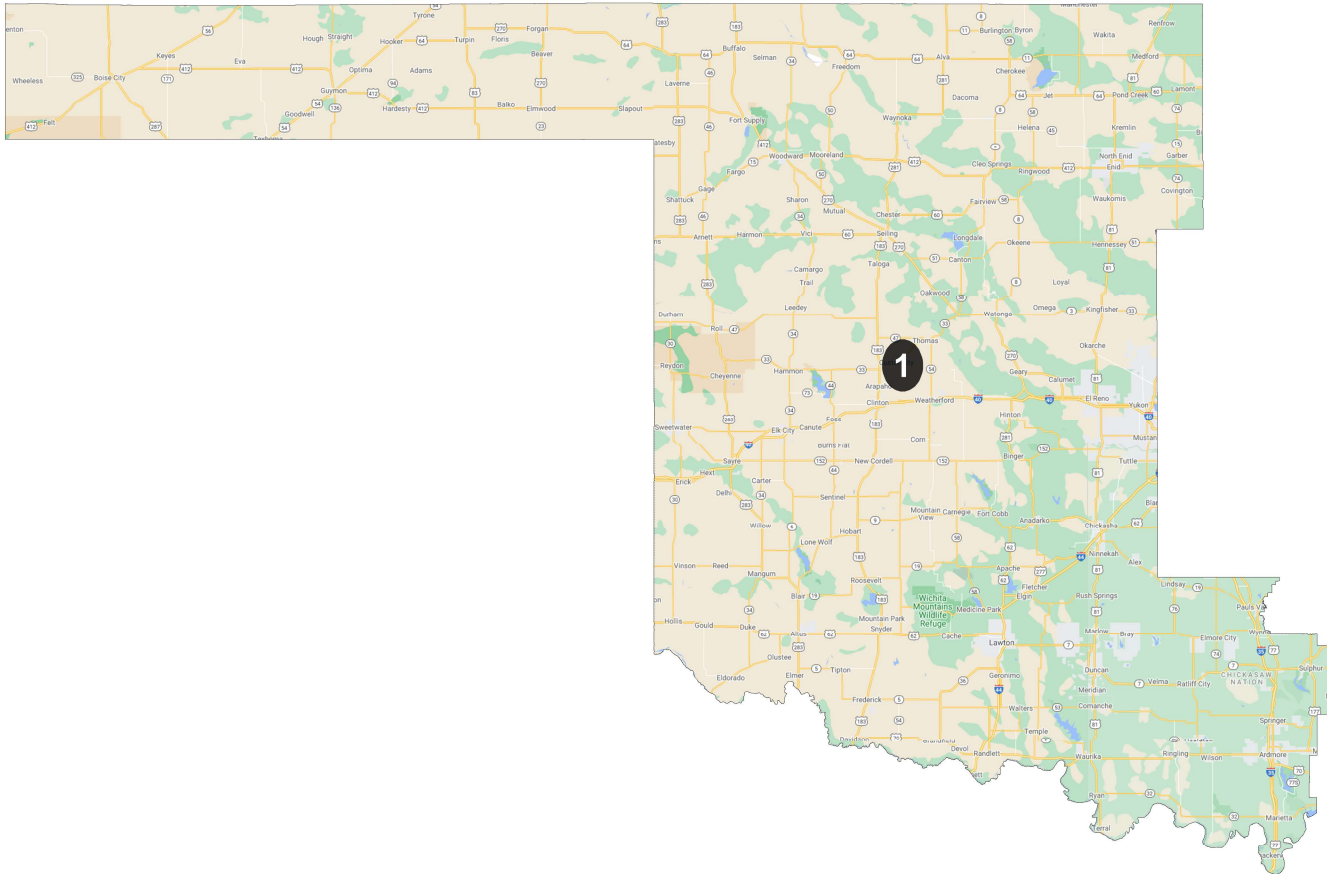
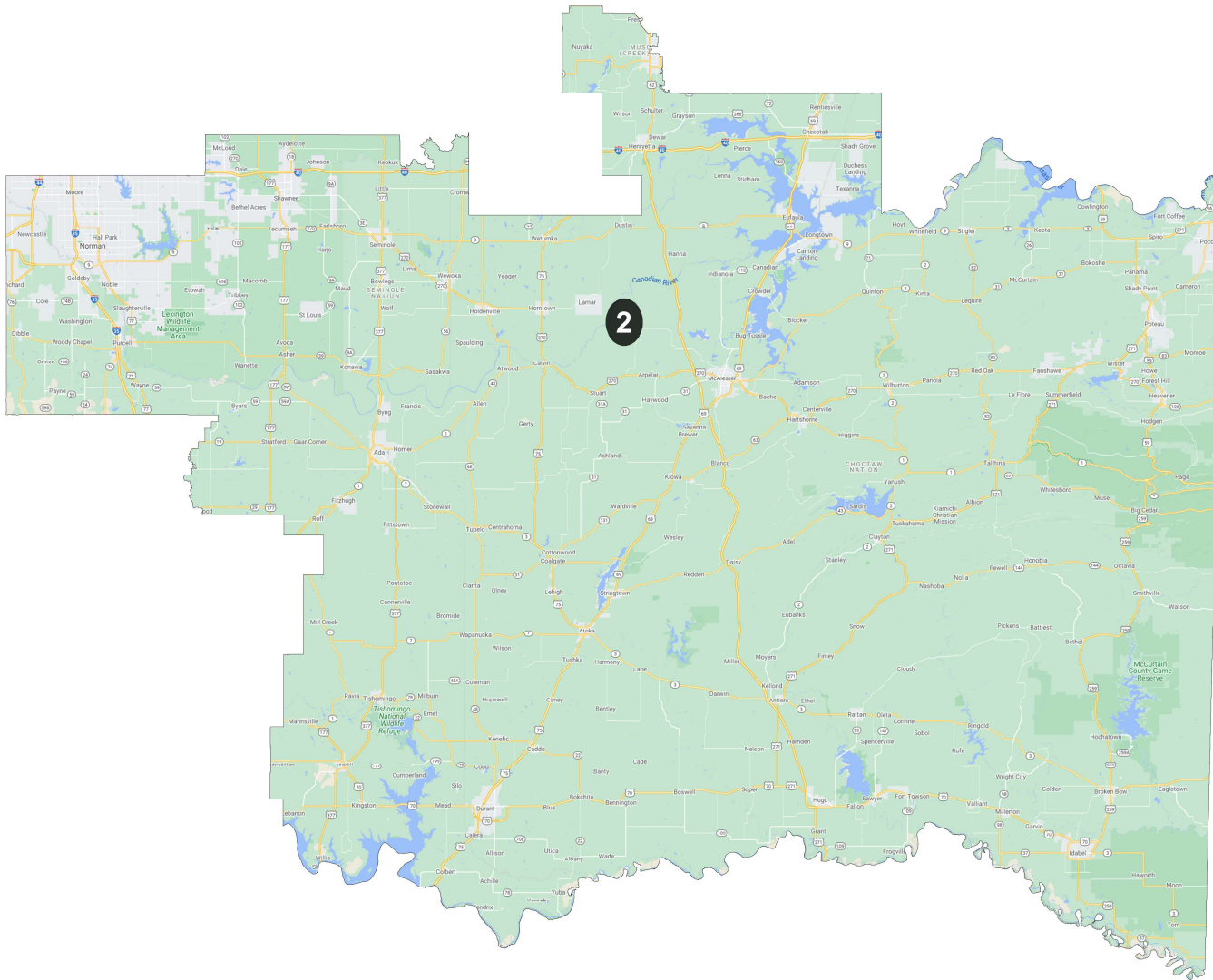


# District: 1



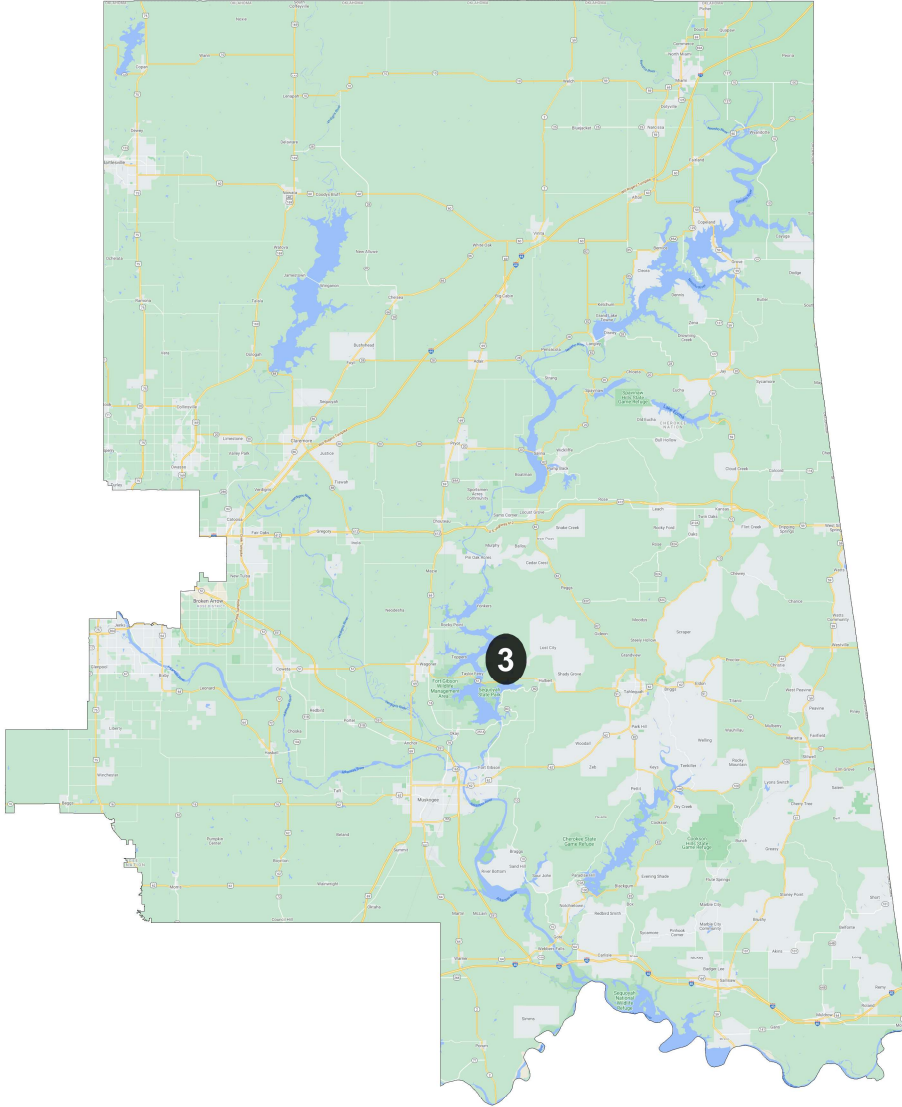
Field	Value
District	1
Population	791,871
Deviation	0
% Deviation	0%
Alternate Schwartzberg	1.94
Polsby Popper	0.26
Perimeter	1,277
Reock	0.27
20_Pres	295,103
% R 20_Pres	77.3%
% D 20_Pres	22.7%
Total CVAP 19	569,697
% NH White CVAP 19	77.1%
% NH Black CVAP 19	5.6%
% NH Asian CVAP 19	1.5%
% H CVAP 19	7.6%
18+_Pop	595,636
% NH18+_Wht	70.6%
% 18+_AP_BlK	6.5%
% 18+_AP_Asn	2.2%
% 18+_AP_Ind	9.9%
% 18+_AP_Hwn	0.6%
% 18+_AP_Oth	8.2%
% H18+_Pop	11.1%

## District: 2



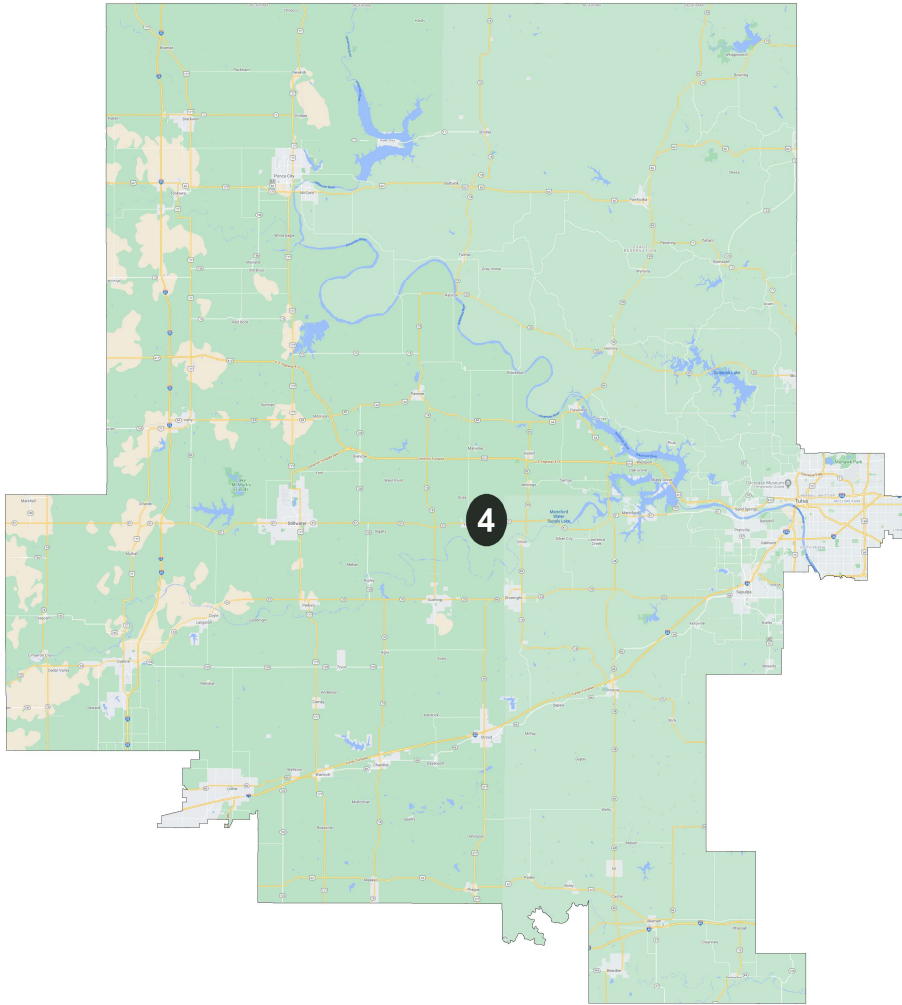
Field	Value
District	2
Population	791,871
Deviation	0
% Deviation	0%
Alternate Schwartzberg	2.03
Polsby Popper	0.24
Perimeter	946
Reock	0.46
20_Pres	310,860
% R 20_Pres	70.4%
% D 20_Pres	29.6%
Total CVAP 19	590,458
% NH White CVAP 19	74.9%
% NH Black CVAP 19	4.3%
% NH Asian CVAP 19	1.7%
% H CVAP 19	4.3%
18+_Pop	608,931
% NH18+_Wht	69.4%
% 18+_AP_Blk	5.2%
% 18+_AP_Asn	2.6%
% 18+_AP_Ind	16.9%
% 18+_AP_Hwn	0.2%
% 18+_AP_Oth	5.1%
% H18+_Pop	6.3%

# District: 3



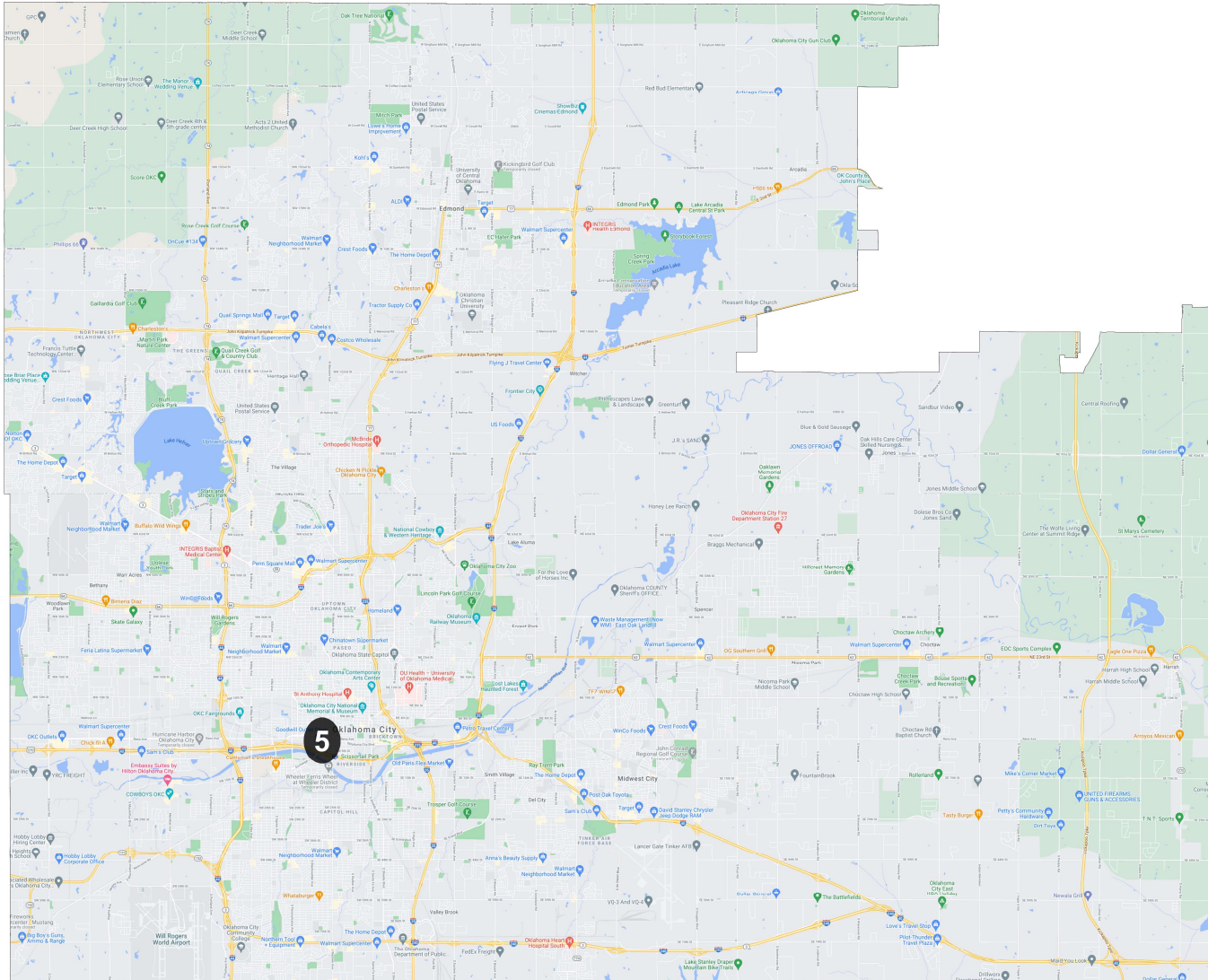
Field	Value
District	3
Population	791,871
Deviation	0
% Deviation	0%
Alternate Schwartzberg	1.51
Polsby Popper	0.44
Perimeter	497
Reock	0.53
20_Pres	336,149
% R 20_Pres	73.7%
% D 20_Pres	26.3%
Total CVAP 19	578,737
% NH White CVAP 19	72.0%
% NH Black CVAP 19	3.3%
% NH Asian CVAP 19	1.4%
% H CVAP 19	3.2%
18+_Pop	598,302
% NH18+_Wht	66.3%
% 18+_AP_BlK	4.1%
% 18+_AP_Asn	2.5%
% 18+_AP_Ind	22.3%
% 18+_AP_Hwn	0.2%
% 18+_AP_Oth	4.4%
% H18+_Pop	5.2%

# District: 4



Field	Value
District	4
Population	791,870
Deviation	-1
% Deviation	-0%
Alternate Schwartzberg	1.55
Polsby Popper	0.42
Perimeter	519
Reock	0.55
20_Pres	297,694
% R 20_Pres	61.2%
% D 20_Pres	38.8%
Total CVAP 19	564,523
% NH White CVAP 19	72.6%
% NH Black CVAP 19	9.7%
% NH Asian CVAP 19	1.5%
% H CVAP 19	5.1%
18+_Pop	609,331
% NH18+_Wht	64.0%
% 18+_AP_BlK	10.6%
% 18+_AP_Asn	2.7%
% 18+_AP_Ind	13.1%
% 18+_AP_Hwn	0.2%
% 18+_AP_Oth	8.7%
% H18+_Pop	10.5%

# District: 5



Field	Value
District	5
Population	791,870
Deviation	-1
% Deviation	-0%
Alternate Schwartzberg	1.41
Polsby Popper	0.51
Perimeter	126
Reock	0.56
20_Pres	284,363
% R 20_Pres	50.4%
% D 20_Pres	49.6%
Total CVAP 19	533,633
% NH White CVAP 19	65.9%
% NH Black CVAP 19	16.2%
% NH Asian CVAP 19	3.0%
% H CVAP 19	8.4%
18+_Pop	598,498
% NH18+_Wht	55.9%
% 18+_AP_Blk	16.7%
% 18+_AP_Asn	4.5%
% 18+_AP_Ind	8.1%
% 18+_AP_Hwn	0.3%
% 18+_AP_Oth	13.2%
% H18+_Pop	16.1%