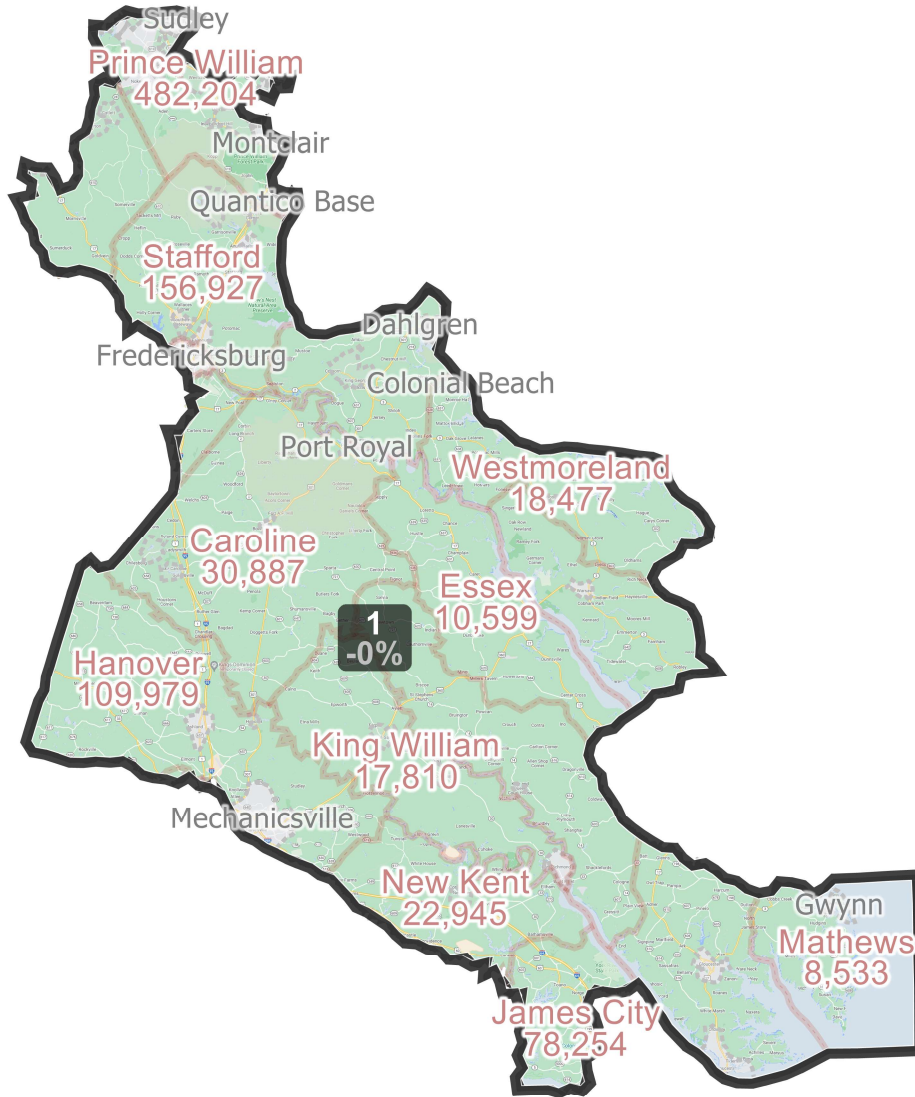
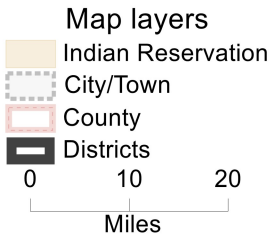


# District: 1

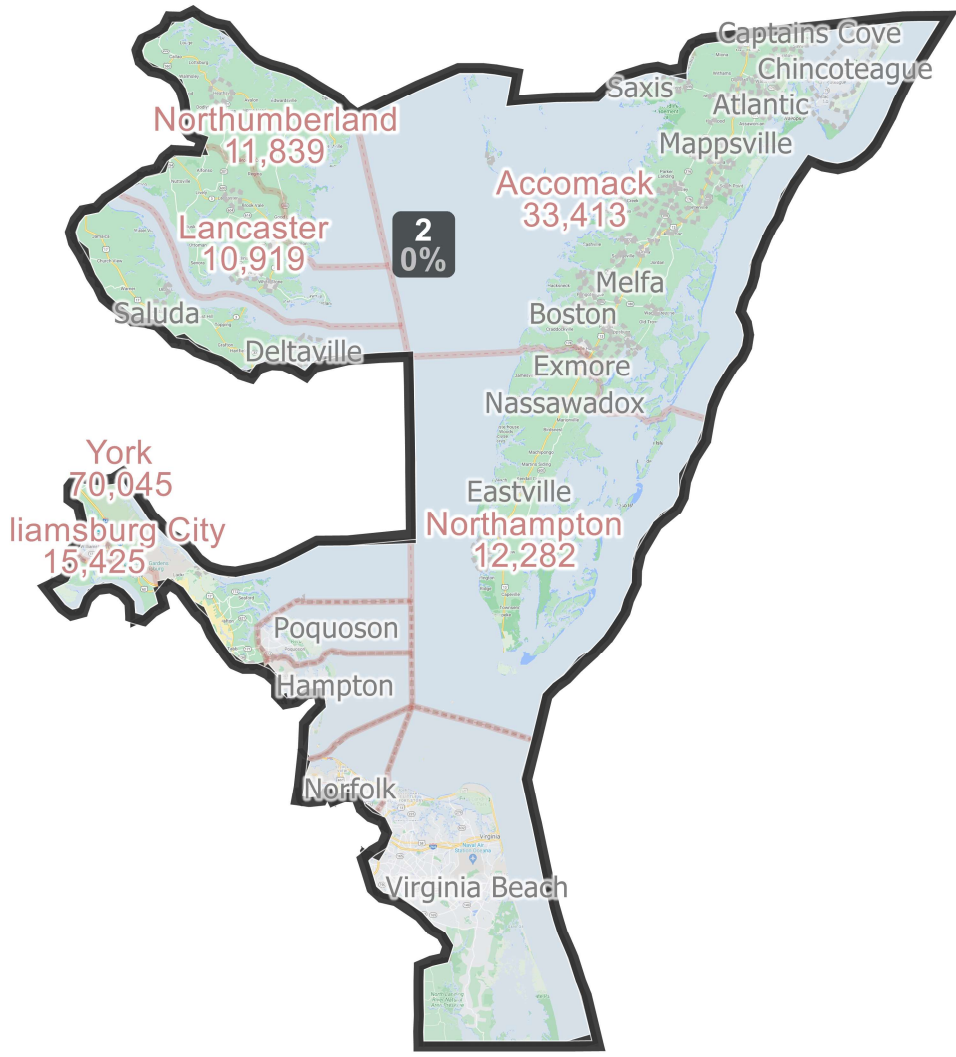


Field	Value
District	1
Population	784671
Deviation	-1
% Deviation	-0%
NH18+_Wht	389358
% NH18+_Wht	65.27%
H18+_Pop	59193
% H18+_Pop	9.92%
NH White CVAP 19	388903.24
% NH White CVAP 19	71.67%
NH Black CVAP 19	93268.41
% NH Black CVAP 19	17.19%
NH Asian CVAP 19	18327.25
% NH Asian CVAP 19	3.38%
H CVAP 19	34543.60
% H CVAP 19	5.79%
18+_AP_Bl	103624
% 18+_AP_Bl	17.37%
18+_Pop	596512
% 18+_Pop	100%
Total CVAP 19	542639.70
% Total CVAP 19	90.97%

©2021 CALIPER; ©2020 HERE

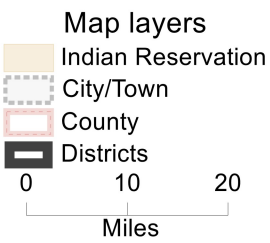


# District: 2

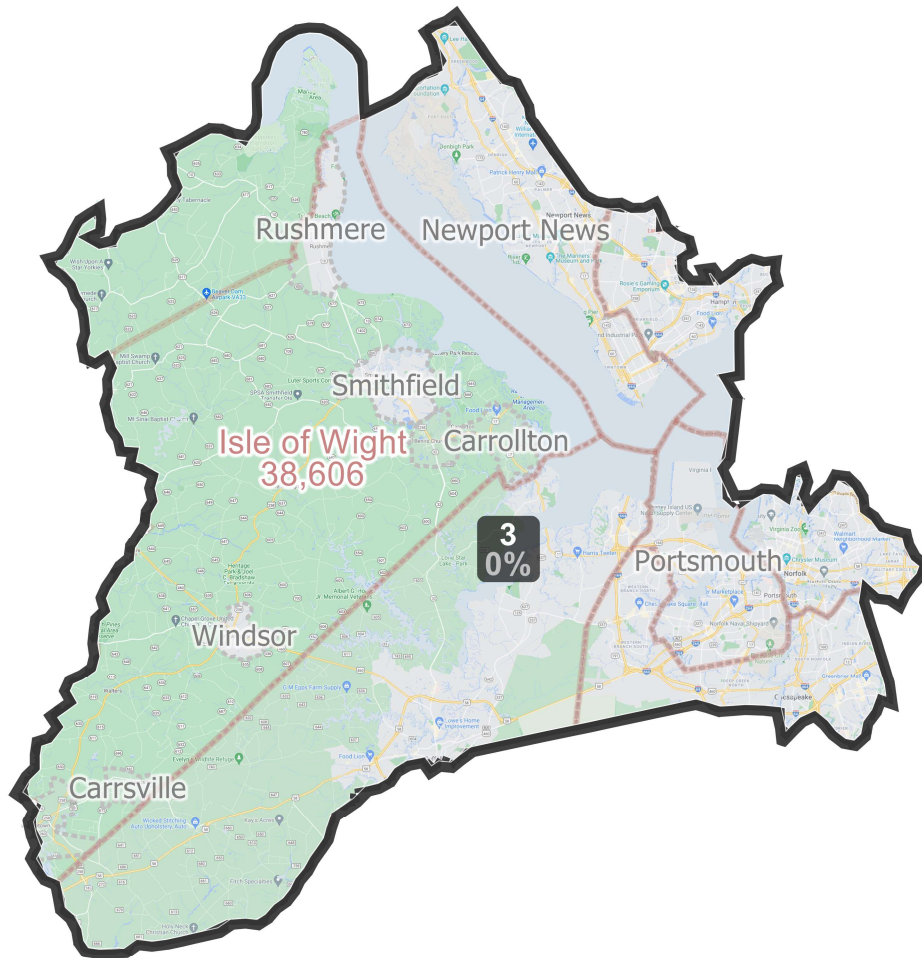


Field	Value
District	2
Population	784673
Deviation	1
% Deviation	0%
NH18+_Wht	385903
% NH18+_Wht	62.23%
H18+_Pop	46969
% H18+_Pop	7.57%
NH White CVAP 19	391526.95
% NH White CVAP 19	67.03%
NH Black CVAP 19	118635.09
% NH Black CVAP 19	20.31%
NH Asian CVAP 19	30604.22
% NH Asian CVAP 19	5.24%
H CVAP 19	34321.07
% H CVAP 19	5.53%
18+_AP_Bl	132135
% 18+_AP_Bl	21.31%
18+_Pop	620169
% 18+_Pop	100%
Total CVAP 19	584106.68
% Total CVAP 19	94.19%

©2021 CALIPER; ©2020 HERE

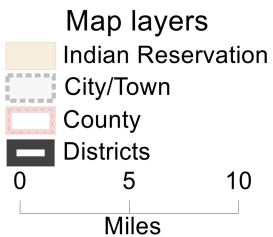


# District: 3

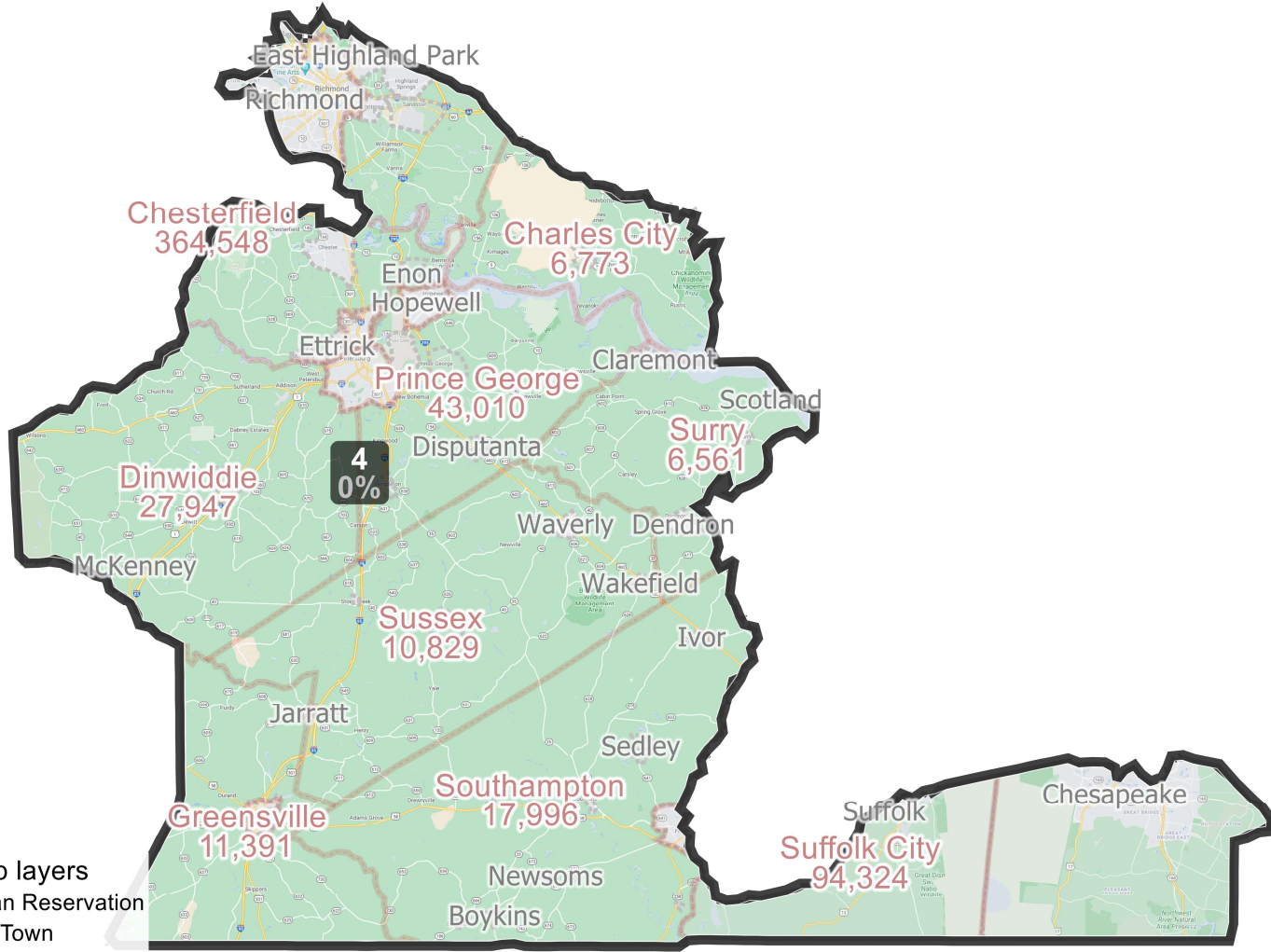


Field	Value
District	3
Population	784673
Deviation	1
% Deviation	0%
NH18+_Wht	257910
% NH18+_Wht	42.08%
H18+_Pop	37855
% H18+_Pop	6.18%
NH White CVAP 19	263846.36
% NH White CVAP 19	45.73%
NH Black CVAP 19	263714.51
% NH Black CVAP 19	45.71%
NH Asian CVAP 19	14787.94
% NH Asian CVAP 19	2.56%
H CVAP 19	25394.29
% H CVAP 19	4.14%
18+_AP_BlK	287234
% 18+_AP_BlK	46.87%
18+_Pop	612892
% 18+_Pop	100%
Total CVAP 19	576958.35
% Total CVAP 19	94.14%

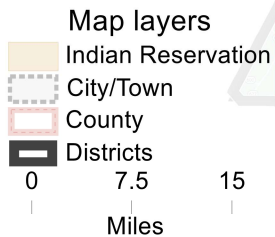
©2021 CALIPER; ©2020 HERE



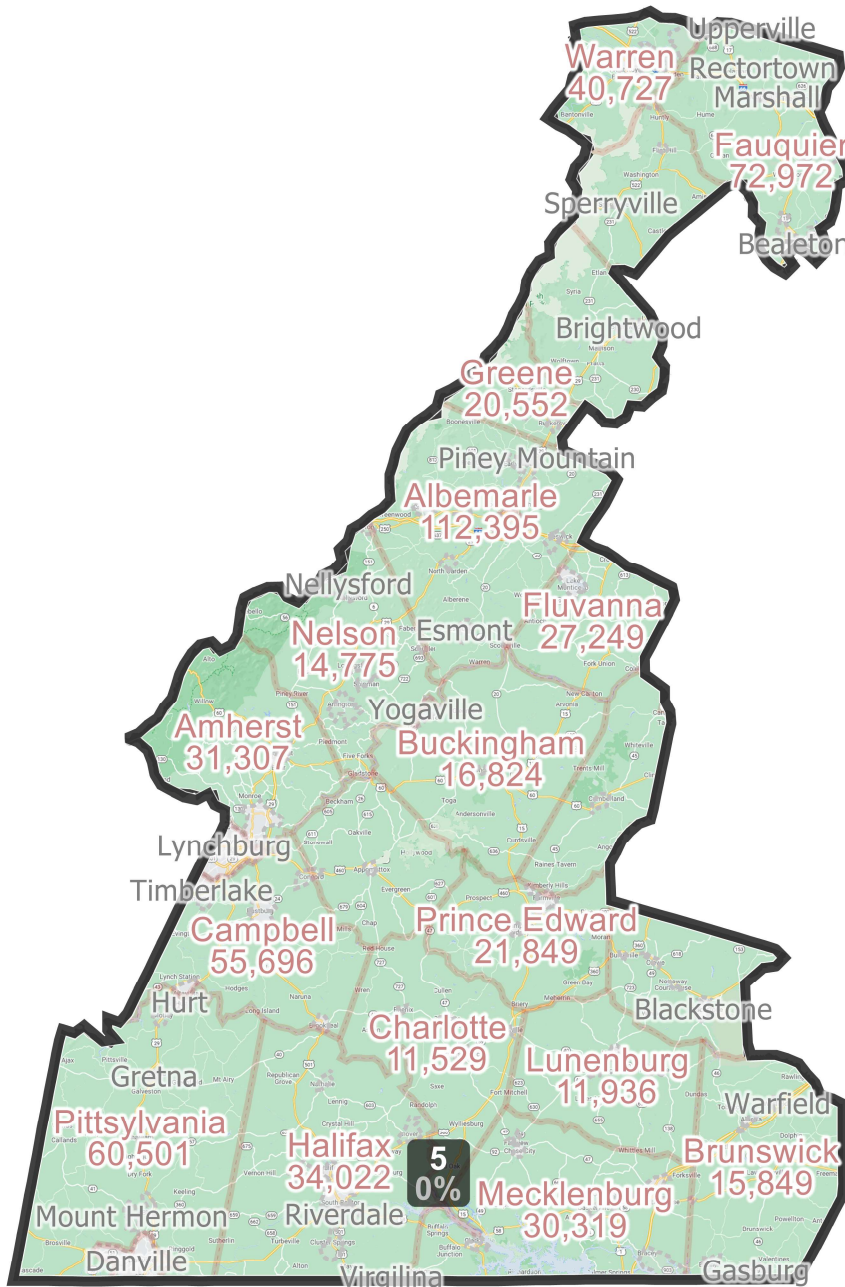
# District: 4



Field	Value
District	4
Population	784672
Deviation	0
% Deviation	0%
NH18+_Wht	308331
% NH18+_Wht	49.34%
H18+_Pop	40059
% H18+_Pop	6.41%
NH White CVAP 19	301275.63
% NH White CVAP 19	51.43%
NH Black CVAP 19	245532.60
% NH Black CVAP 19	41.92%
NH Asian CVAP 19	12226.93
% NH Asian CVAP 19	2.09%
H CVAP 19	18495.30
% H CVAP 19	2.96%
18+_AP_BIK	247716
% 18+_AP_BIK	39.64%
18+_Pop	624925
% 18+_Pop	100%
Total CVAP 19	585783.50
% Total CVAP 19	93.74%

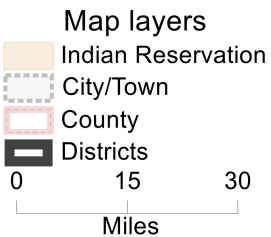


# District: 5

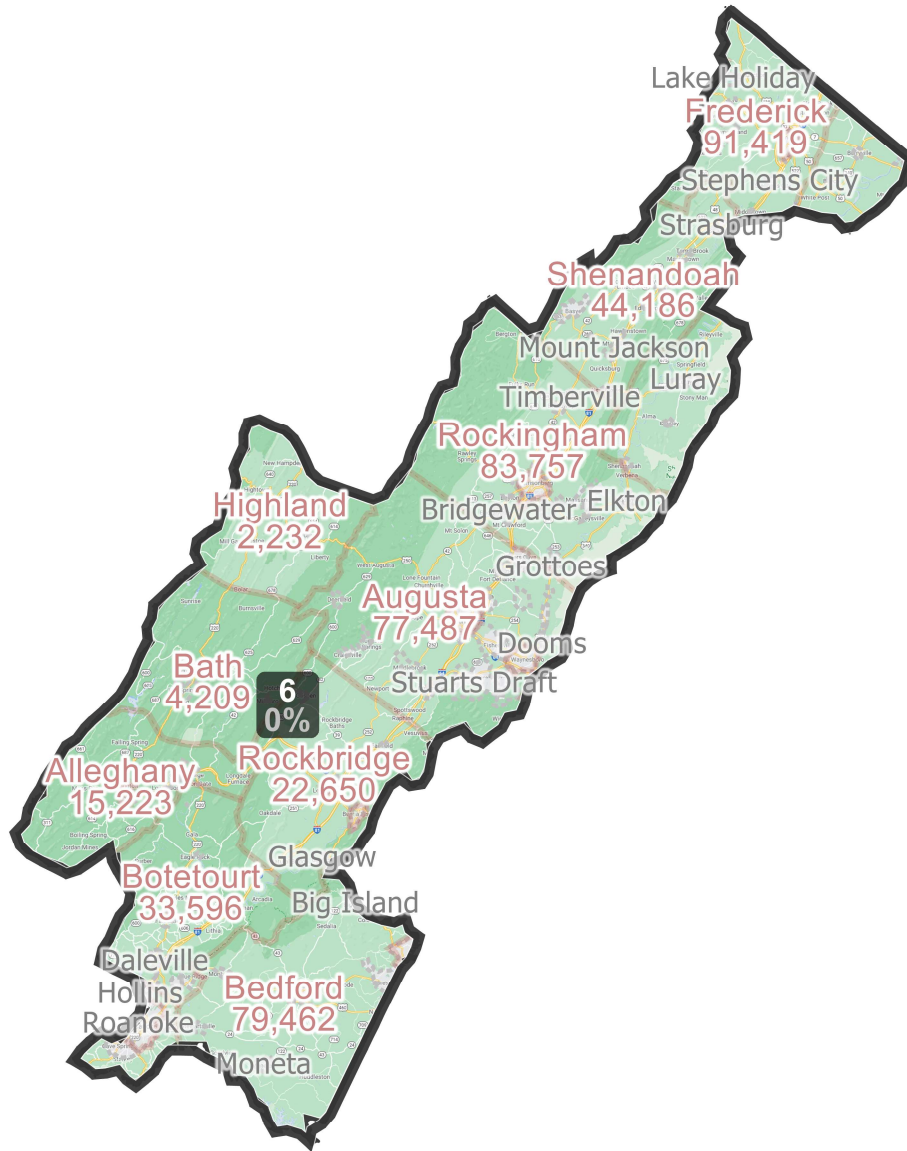


Field	Value
District	5
Population	784672
Deviation	0
% Deviation	0%
NH18+_Wht	436359
% NH18+_Wht	69.33%
H18+_Pop	26217
% H18+_Pop	4.17%
NH White CVAP 19	443803.87
% NH White CVAP 19	73.5%
NH Black CVAP 19	131786.46
% NH Black CVAP 19	21.83%
NH Asian CVAP 19	9190.28
% NH Asian CVAP 19	1.52%
H CVAP 19	12971.22
% H CVAP 19	2.06%
18+_AP_BlK	136699
% 18+_AP_BlK	21.72%
18+_Pop	629356
% 18+_Pop	100%
Total CVAP 19	603796.80
% Total CVAP 19	95.94%

©2021 CALIPER; ©2020 HERE

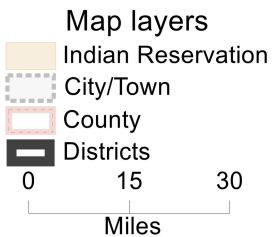


# District: 6

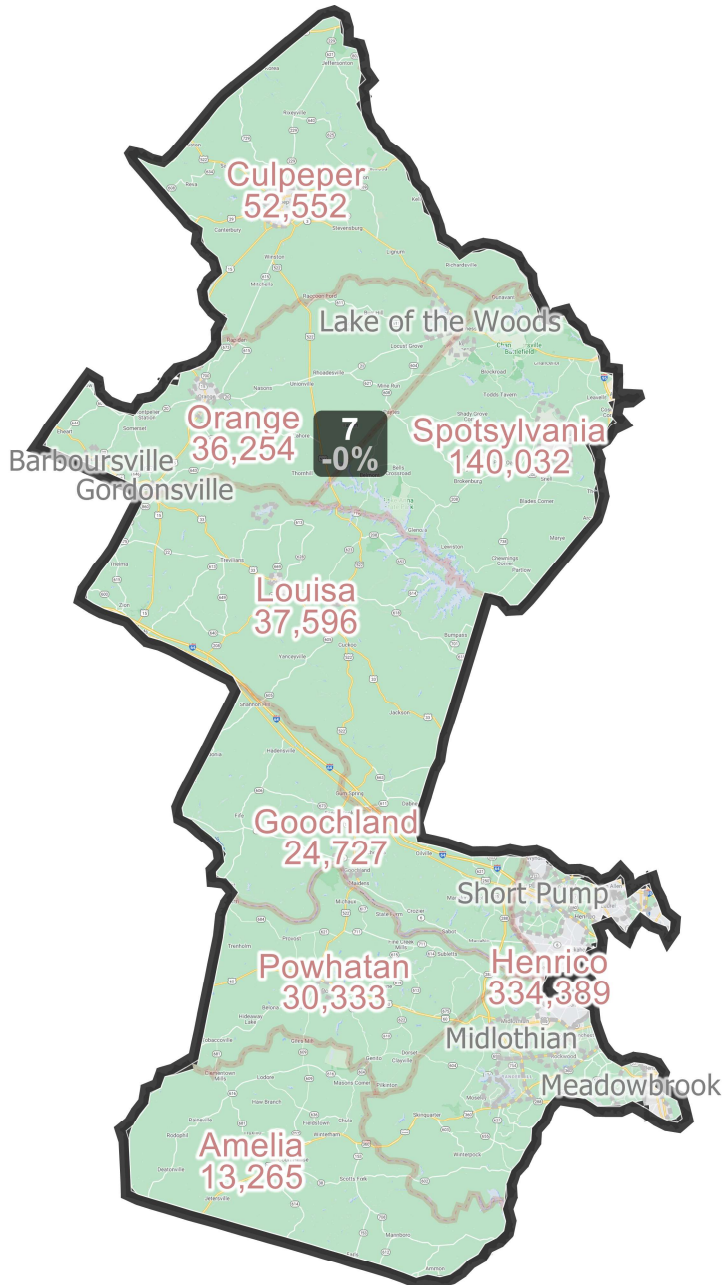


Field	Value
District	6
Population	784673
Deviation	1
% Deviation	0%
NH18+_Wht	517467
% NH18+_Wht	82.89%
H18+_Pop	36851
% H18+_Pop	5.9%
NH White CVAP 19	518196.26
% NH White CVAP 19	88.08%
NH Black CVAP 19	39718.76
% NH Black CVAP 19	6.75%
NH Asian CVAP 19	8040.51
% NH Asian CVAP 19	1.37%
H CVAP 19	17766.41
% H CVAP 19	2.85%
18+_AP_Bl	44095
% 18+_AP_Bl	7.06%
18+_Pop	624270
% 18+_Pop	100%
Total CVAP 19	588320.13
% Total CVAP 19	94.24%

©2021 CALIPER; ©2020 HERE

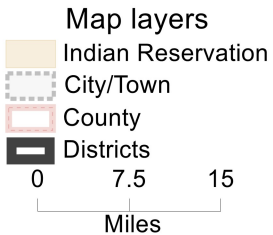


# District: 7

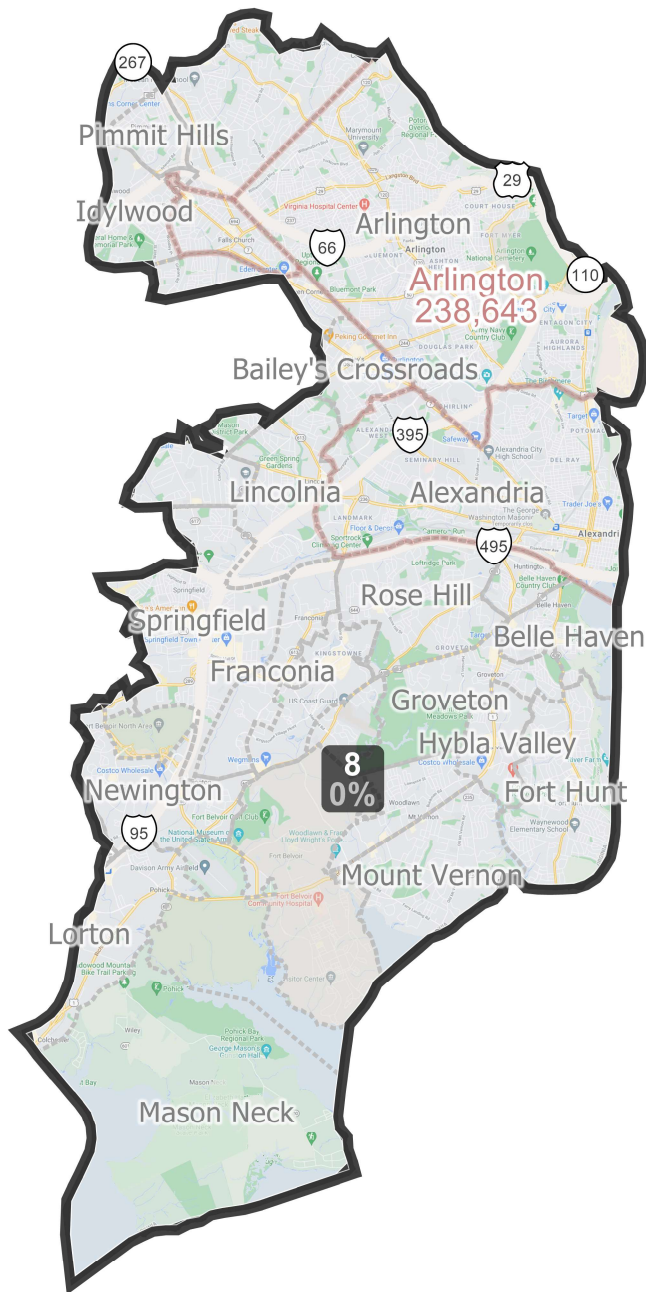


Field	Value
District	7
Population	784671
Deviation	-1
% Deviation	-0%
NH18+_Wht	400116
% NH18+_Wht	66.54%
H18+_Pop	46452
% H18+_Pop	7.73%
NH White CVAP 19	394732.58
% NH White CVAP 19	72.75%
NH Black CVAP 19	99942.49
% NH Black CVAP 19	18.42%
NH Asian CVAP 19	20553.34
% NH Asian CVAP 19	3.79%
H CVAP 19	21601.66
% H CVAP 19	3.59%
18+_AP_Bl	106331
% 18+_AP_Bl	17.68%
18+_Pop	601319
% 18+_Pop	100%
Total CVAP 19	542563.00
% Total CVAP 19	90.23%

©2021 CALIPER; ©2020 HERE

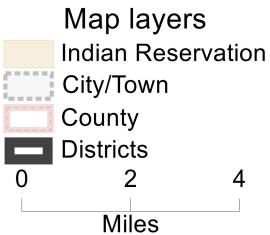


# District: 8



Field	Value
District	8
Population	784672
Deviation	0
% Deviation	0%
NH18+_Wht	319963
% NH18+_Wht	51.58%
H18+_Pop	109947
% H18+_Pop	17.73%
NH White CVAP 19	321750.81
% NH White CVAP 19	62.25%
NH Black CVAP 19	76402.75
% NH Black CVAP 19	14.78%
NH Asian CVAP 19	56096.82
% NH Asian CVAP 19	10.85%
H CVAP 19	56604.46
% H CVAP 19	9.13%
18+_AP_BlK	94909
% 18+_AP_BlK	15.3%
18+_Pop	620265
% 18+_Pop	100%
Total CVAP 19	516842.76
% Total CVAP 19	83.33%

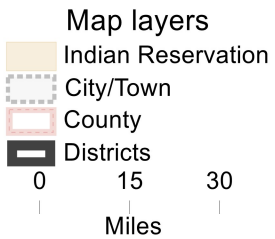
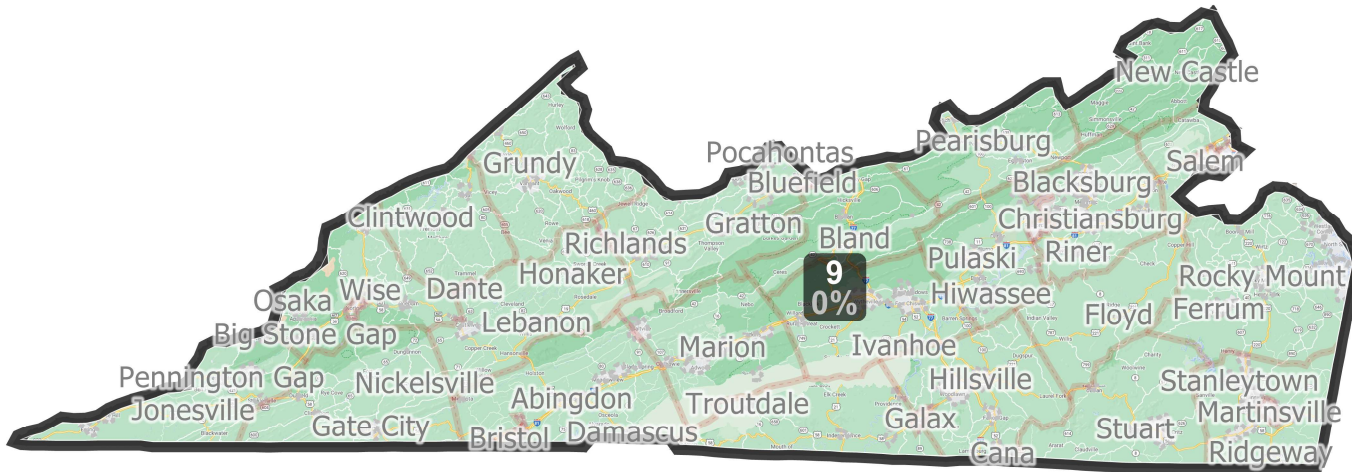
©2021 CALIPER; ©2020 HERE



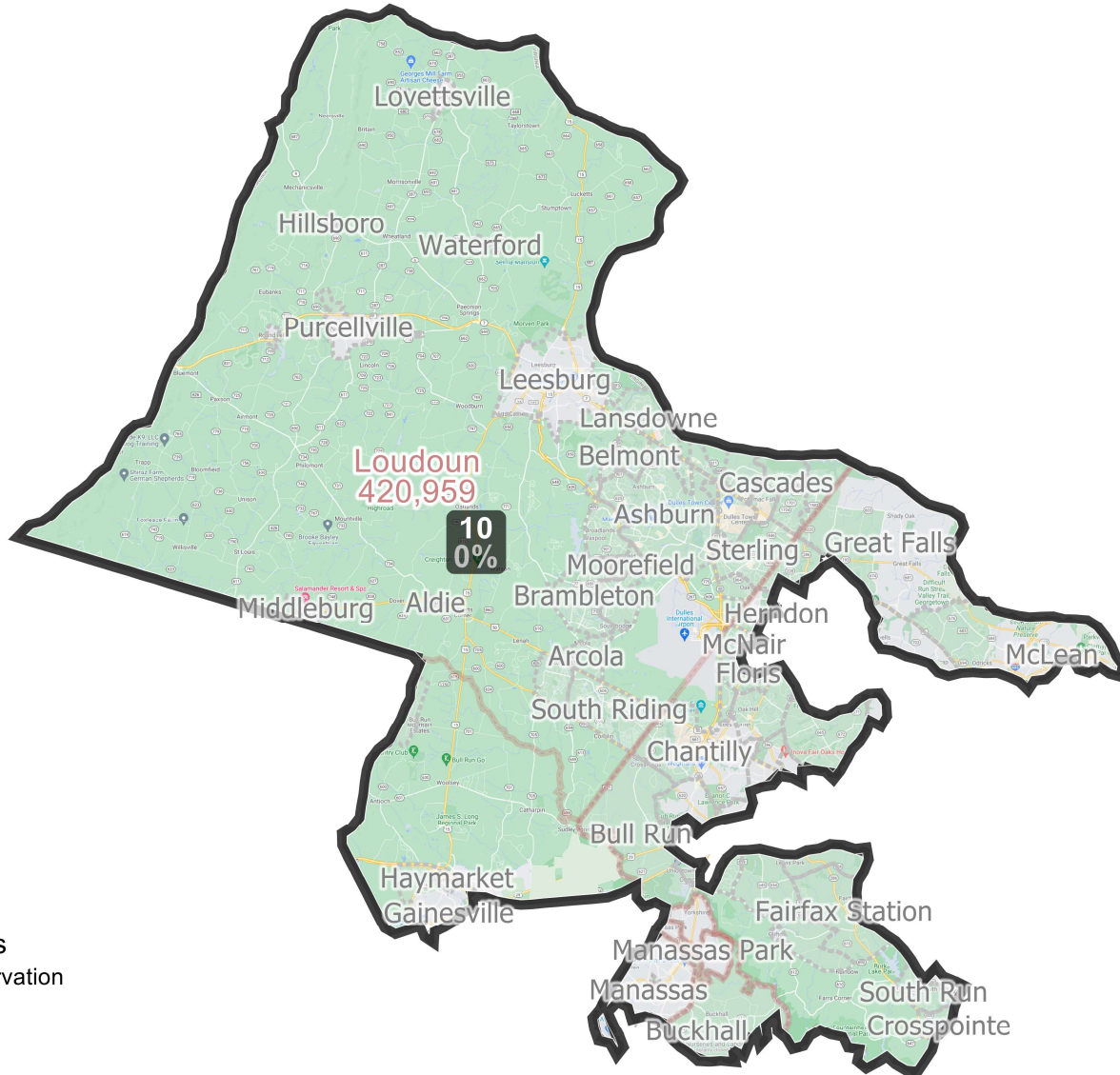


# District: 9

Field	Value
District	9
Population	784672
Deviation	0
% Deviation	0%
NH18+_Wht	542160
% NH18+_Wht	84.91%
H18+_Pop	17920
% H18+_Pop	2.81%
NH White CVAP 19	565160.65
% NH White CVAP 19	88.89%
NH Black CVAP 19	49871.90
% NH Black CVAP 19	7.84%
NH Asian CVAP 19	6519.10
% NH Asian CVAP 19	1.03%
H CVAP 19	9398.86
% H CVAP 19	1.47%
18+_AP_BlK	52225
% 18+_AP_BlK	8.18%
18+_Pop	638525
% 18+_Pop	100%
Total CVAP 19	635820.29
% Total CVAP 19	99.58%

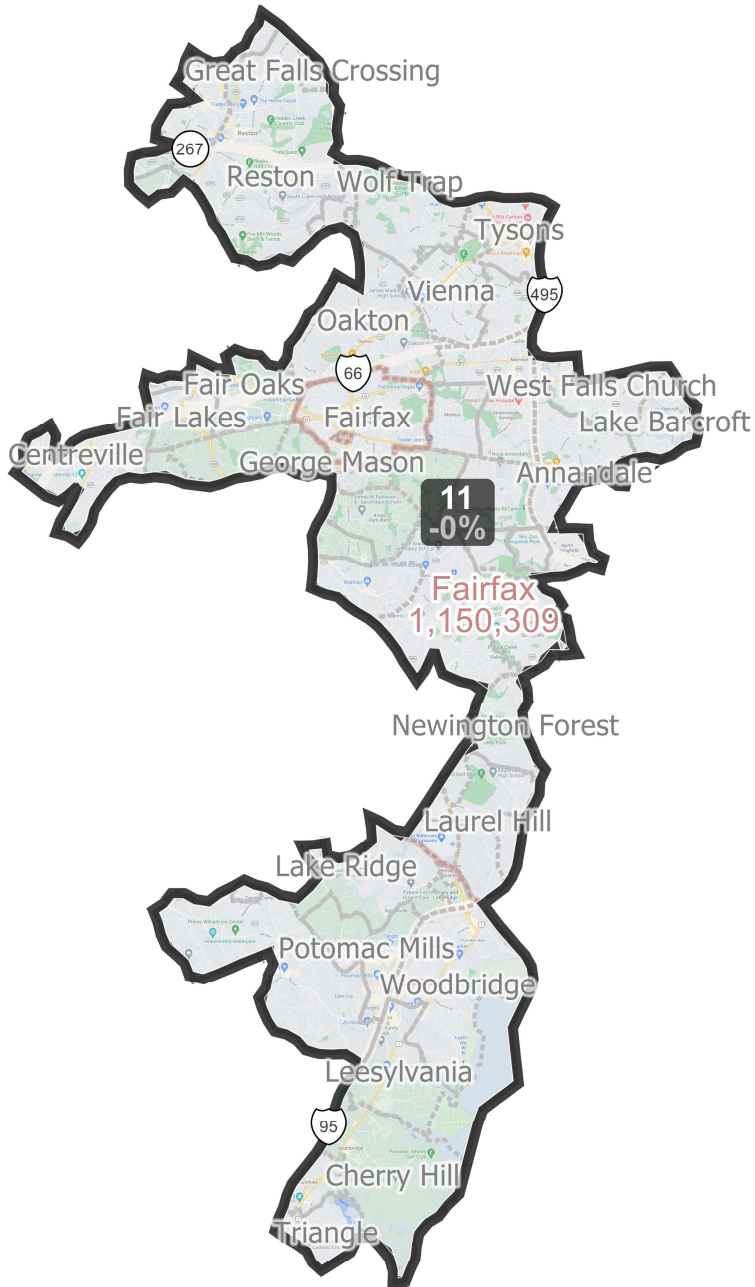


# District: 10



Field	Value
District	10
Population	784673
Deviation	1
% Deviation	0%
NH18+_Wht	312719
% NH18+_Wht	54.2%
H18+_Pop	82936
% H18+_Pop	14.37%
NH White CVAP 19	307142.98
% NH White CVAP 19	64.94%
NH Black CVAP 19	40518.22
% NH Black CVAP 19	8.57%
NH Asian CVAP 19	78117.06
% NH Asian CVAP 19	16.52%
H CVAP 19	42444.06
% H CVAP 19	7.36%
18+_AP_Blk	49617
% 18+_AP_Blk	8.6%
18+_Pop	576986
% 18+_Pop	100%
Total CVAP 19	472944.62
% Total CVAP 19	81.97%

# District: 11



Field	Value
District	11
Population	784671
Deviation	-1
% Deviation	-0%
NH18+_Wht	266693
% NH18+_Wht	44.46%
H18+_Pop	109915
% H18+_Pop	18.32%
NH White CVAP 19	273291.08
% NH White CVAP 19	55.74%
NH Black CVAP 19	69098.74
% NH Black CVAP 19	14.09%
NH Asian CVAP 19	83901.07
% NH Asian CVAP 19	17.11%
H CVAP 19	57601.72
% H CVAP 19	9.6%
18+_AP_Bl	86618
% 18+_AP_Bl	14.44%
18+_Pop	599835
% 18+_Pop	100%
Total CVAP 19	490276.02
% Total CVAP 19	81.74%

©2021 CALIPER; ©2020 HERE

