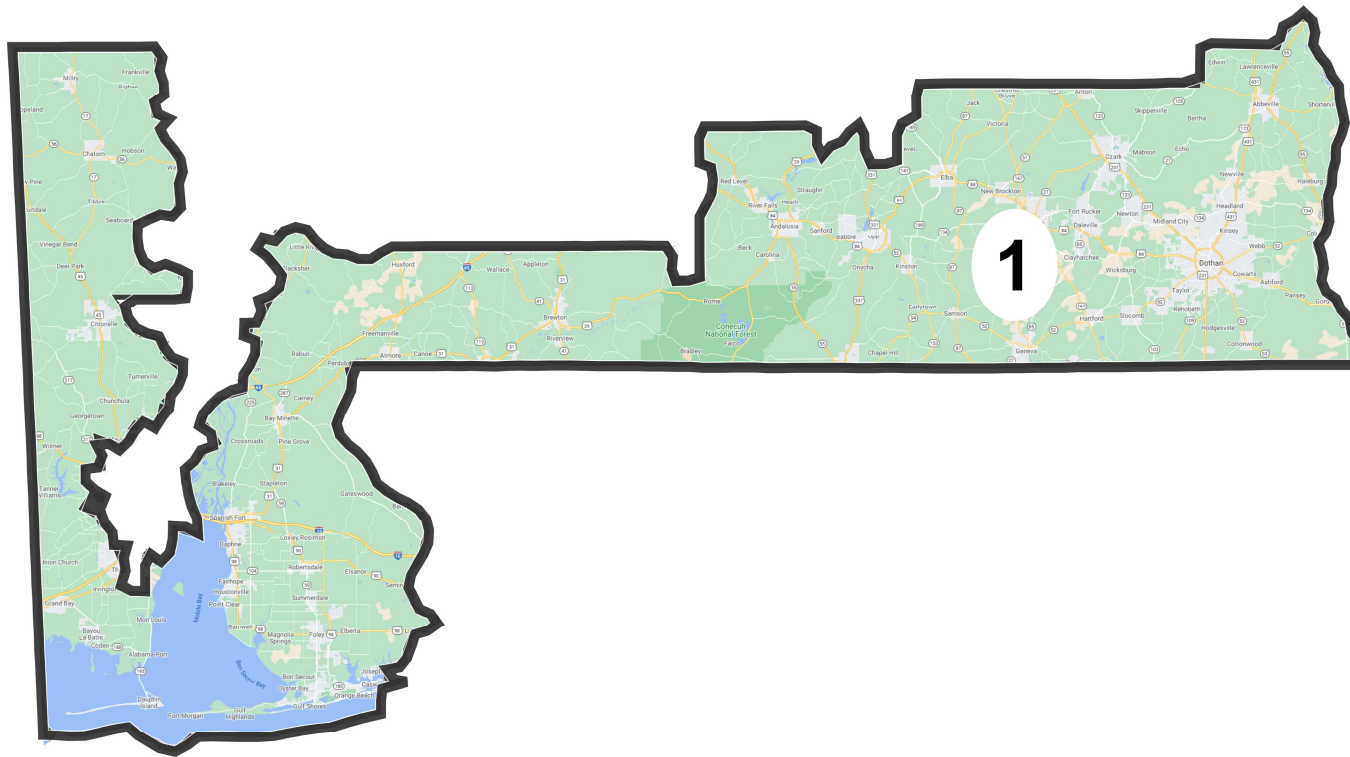
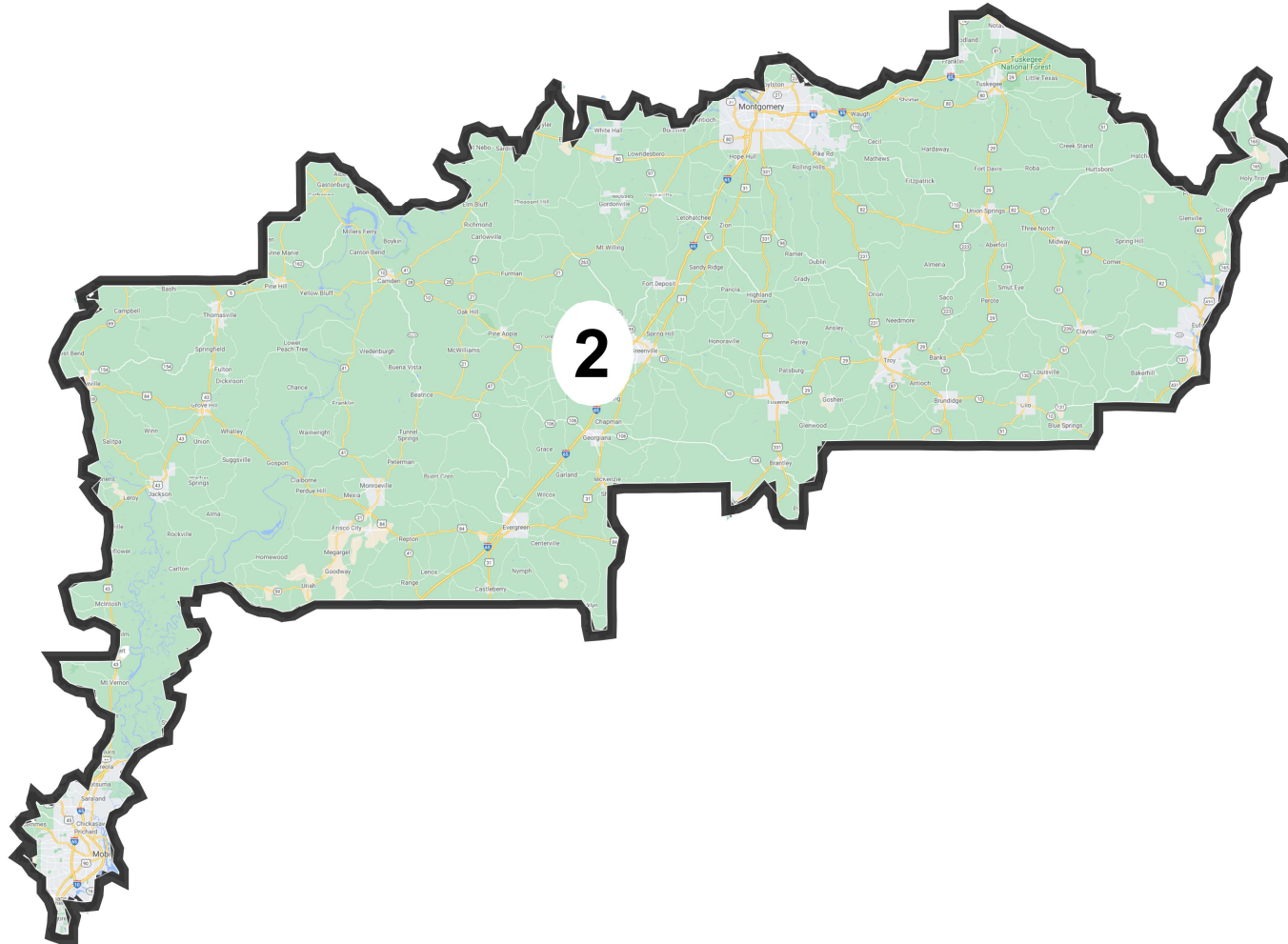


# District: 1



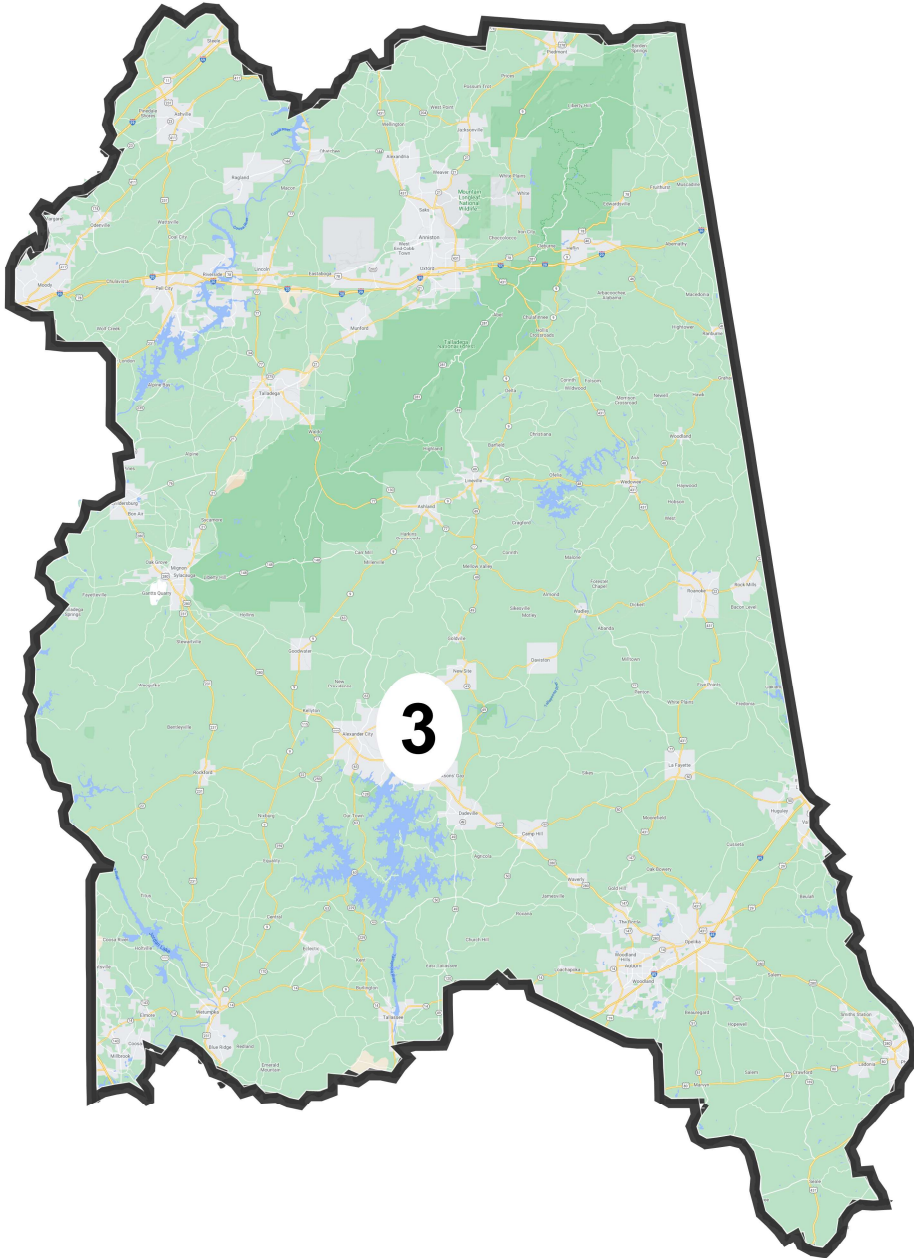
| Field             | Value  |
|-------------------|--------|
| District          | 1      |
| Population        | 717755 |
| Deviation         | 1      |
| % Deviation       | 0%     |
| % NH_Wht          | 73.54% |
| % AP_BlK          | 16.47% |
| % AP_Ind          | 3.21%  |
| % AP_Asn          | 1.98%  |
| % AP_Hwn          | 0.18%  |
| % AP_Oth          | 4.13%  |
| % Hispanic Origin | 4.72%  |
| % NH18+_Wht       | 75.91% |
| % 18+_AP_BlK      | 15.12% |
| % 18+_AP_Ind      | 3.07%  |
| % 18+_AP_Asn      | 1.77%  |
| % 18+_AP_Hwn      | 0.15%  |
| % 18+_AP_Oth      | 3.57%  |
| % H18+_Pop        | 3.89%  |

## District: 2



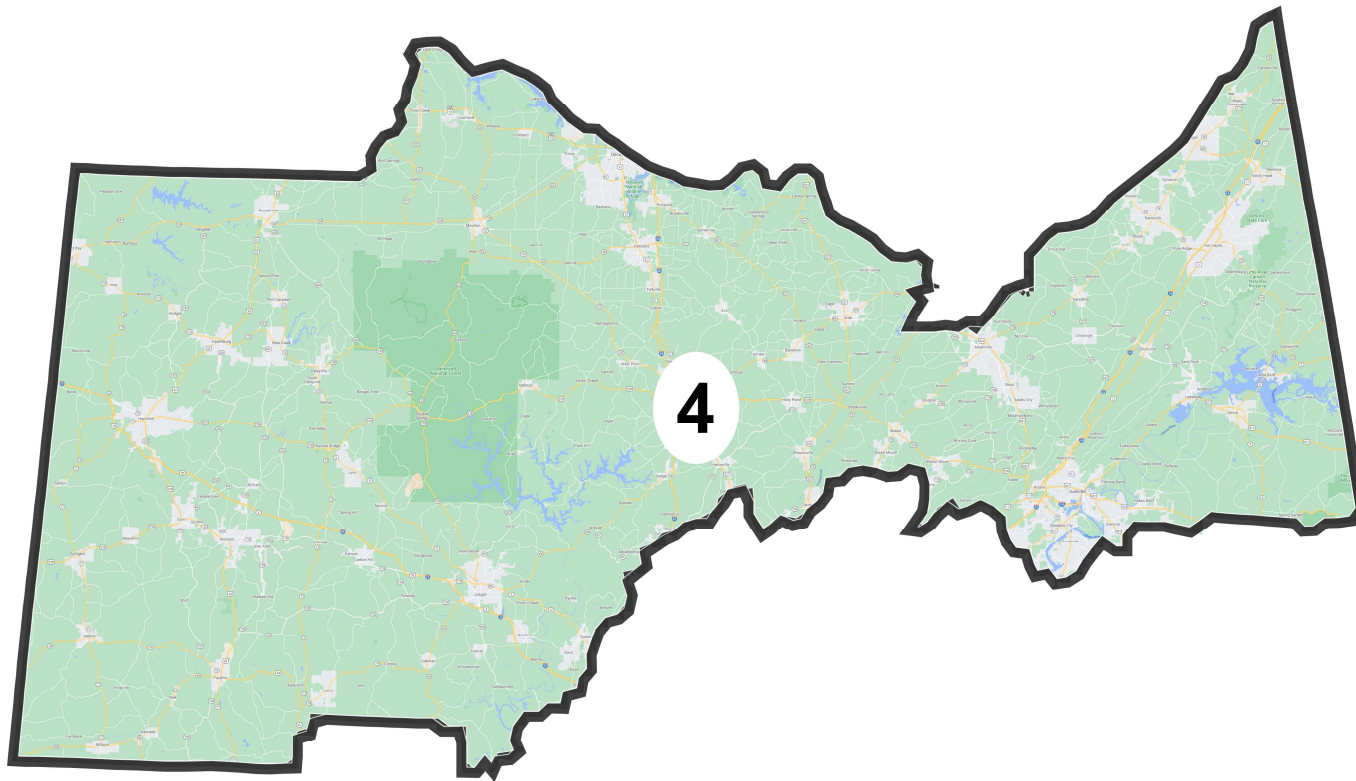
| Field             | Value  |
|-------------------|--------|
| District          | 2      |
| Population        | 717755 |
| Deviation         | 1      |
| % Deviation       | 0%     |
| % NH_Wht          | 39.78% |
| % AP_BlK          | 52.95% |
| % AP_Ind          | 2%     |
| % AP_Asn          | 2.33%  |
| % AP_Hwn          | 0.15%  |
| % AP_Oth          | 2.99%  |
| % Hispanic Origin | 3.43%  |
| % NH18+_Wht       | 42.61% |
| % 18+_AP_BlK      | 50.74% |
| % 18+_AP_Ind      | 1.89%  |
| % 18+_AP_Asn      | 2.22%  |
| % 18+_AP_Hwn      | 0.12%  |
| % 18+_AP_Oth      | 2.57%  |
| % H18+_Pop        | 2.86%  |

## District: 3



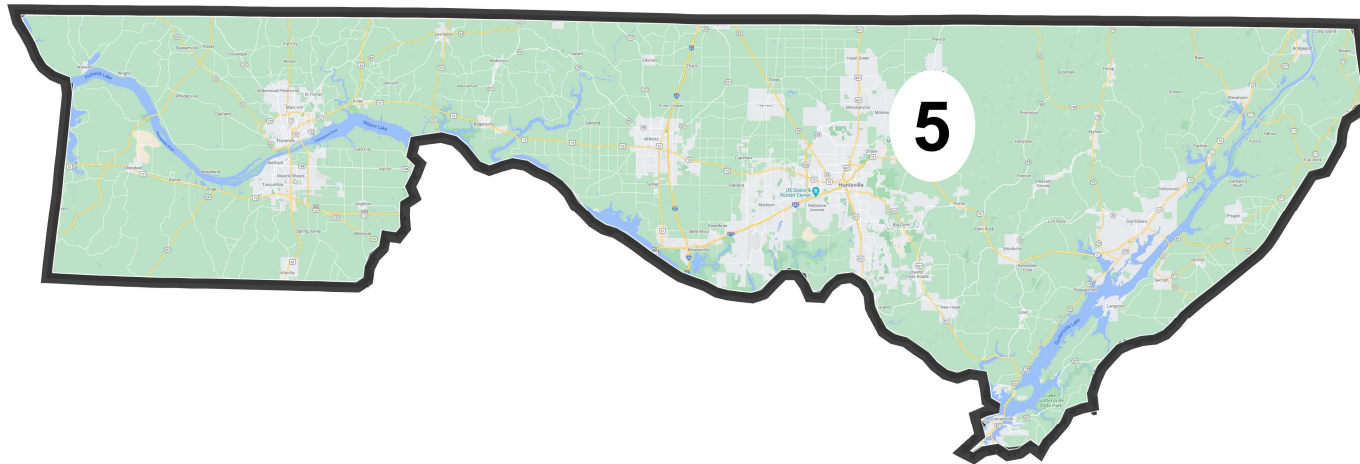
| Field             | Value  |
|-------------------|--------|
| District          | 3      |
| Population        | 717753 |
| Deviation         | -1     |
| % Deviation       | -0%    |
| % NH_Wht          | 67.28% |
| % AP_Blk          | 24.59% |
| % AP_Ind          | 2.18%  |
| % AP_Asn          | 2.23%  |
| % AP_Hwn          | 0.14%  |
| % AP_Oth          | 3.34%  |
| % Hispanic Origin | 3.75%  |
| % NH18+_Wht       | 69.21% |
| % 18+_AP_Blk      | 23.36% |
| % 18+_AP_Ind      | 2.13%  |
| % 18+_AP_Asn      | 2.14%  |
| % 18+_AP_Hwn      | 0.12%  |
| % 18+_AP_Oth      | 2.84%  |
| % H18+_Pop        | 3.09%  |

## District: 4



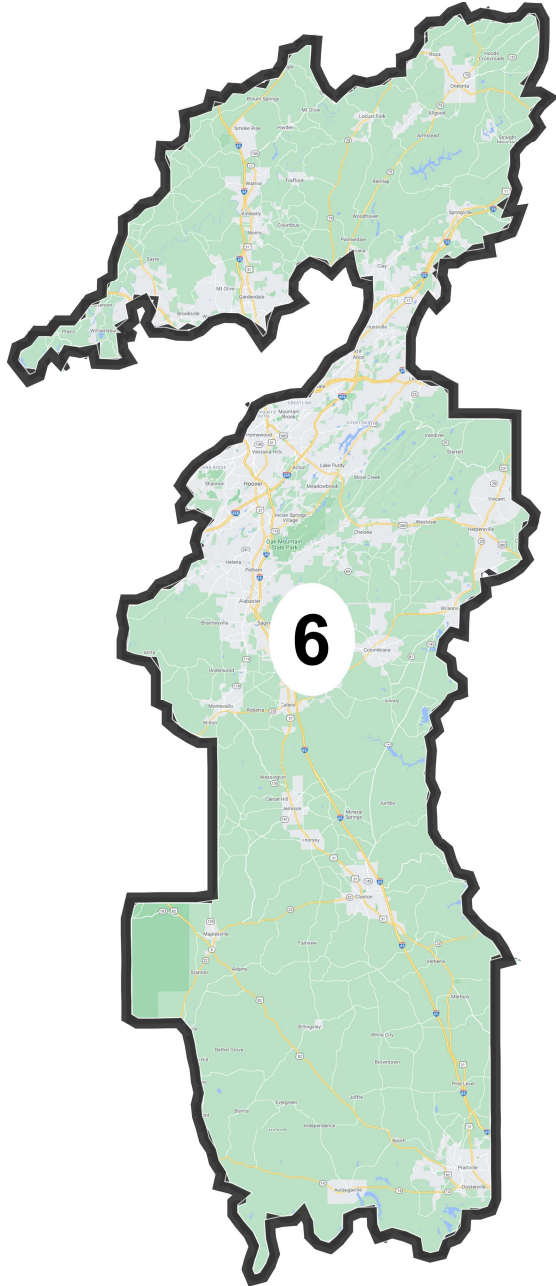
| Field             | Value  |
|-------------------|--------|
| District          | 4      |
| Population        | 717753 |
| Deviation         | -1     |
| % Deviation       | -0%    |
| % NH_Wht          | 79.29% |
| % AP_Blkg         | 7.76%  |
| % AP_Ind          | 3.82%  |
| % AP_Asn          | 0.82%  |
| % AP_Hwn          | 0.12%  |
| % AP_Oth          | 7.31%  |
| % Hispanic Origin | 8.62%  |
| % NH18+_Wht       | 82.04% |
| % 18+_AP_Blkg     | 7.12%  |
| % 18+_AP_Ind      | 3.67%  |
| % 18+_AP_Asn      | 0.73%  |
| % 18+_AP_Hwn      | 0.09%  |
| % 18+_AP_Oth      | 5.72%  |
| % H18+_Pop        | 6.53%  |

## District: 5



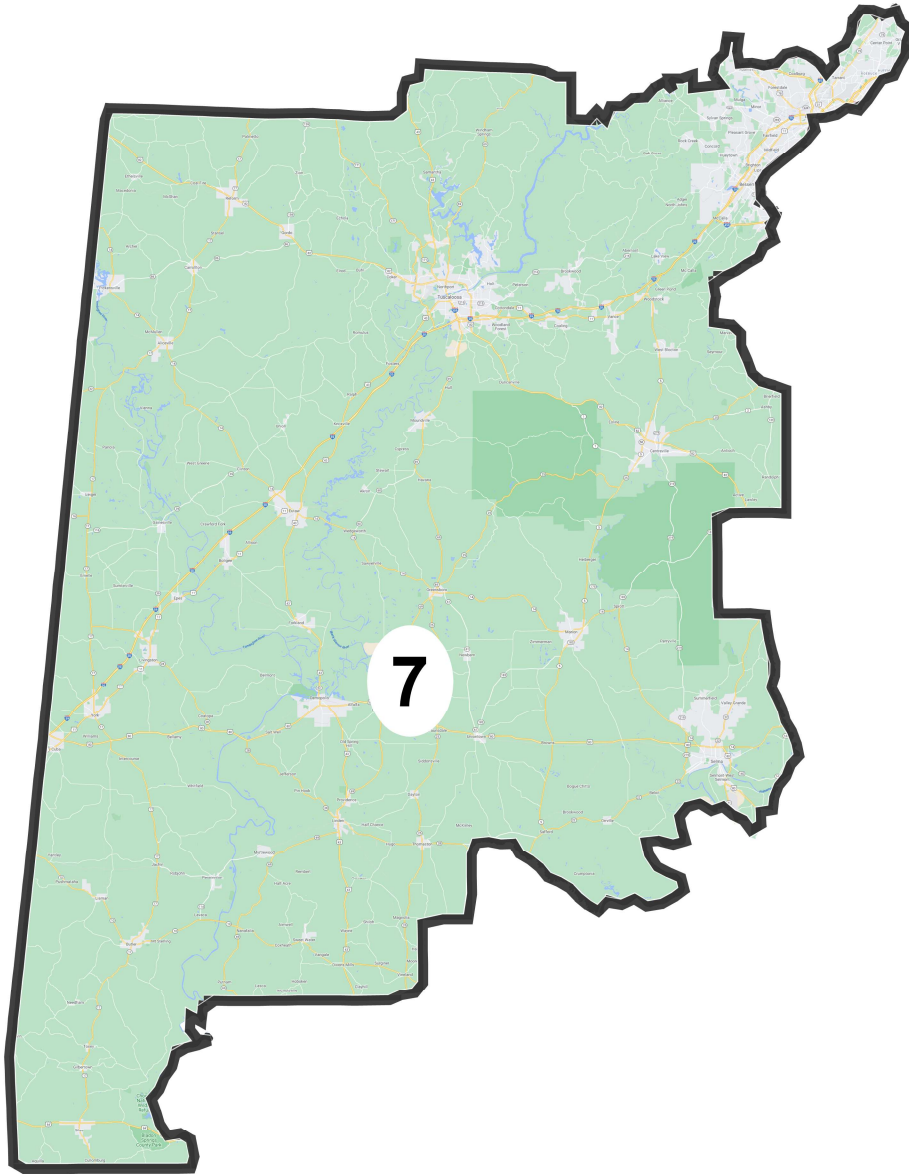
| Field             | Value  |
|-------------------|--------|
| District          | 5      |
| Population        | 717754 |
| Deviation         | 0      |
| % Deviation       | 0%     |
| % NH_Wht          | 69.33% |
| % AP_BlK          | 19.31% |
| % AP_Ind          | 3.31%  |
| % AP_Asn          | 2.78%  |
| % AP_Hwn          | 0.21%  |
| % AP_Oth          | 4.84%  |
| % Hispanic Origin | 5.53%  |
| % NH18+_Wht       | 71.6%  |
| % 18+_AP_BlK      | 18.28% |
| % 18+_AP_Ind      | 3.15%  |
| % 18+_AP_Asn      | 2.52%  |
| % 18+_AP_Hwn      | 0.17%  |
| % 18+_AP_Oth      | 4.08%  |
| % H18+_Pop        | 4.46%  |

# District: 6



| Field             | Value  |
|-------------------|--------|
| District          | 6      |
| Population        | 717755 |
| Deviation         | 1      |
| % Deviation       | 0%     |
| % NH_Wht          | 73.74% |
| % AP_Blk          | 14.77% |
| % AP_Ind          | 2.25%  |
| % AP_Asn          | 3.16%  |
| % AP_Hwn          | 0.12%  |
| % AP_Oth          | 5.47%  |
| % Hispanic Origin | 6%     |
| % NH18+_Wht       | 75.63% |
| % 18+_AP_Blk      | 14.04% |
| % 18+_AP_Ind      | 2.18%  |
| % 18+_AP_Asn      | 2.99%  |
| % 18+_AP_Hwn      | 0.11%  |
| % 18+_AP_Oth      | 4.67%  |
| % H18+_Pop        | 5.01%  |

## District: 7



| Field             | Value  |
|-------------------|--------|
| District          | 7      |
| Population        | 717754 |
| Deviation         | 0      |
| % Deviation       | 0%     |
| % NH_Wht          | 38.88% |
| % AP_Blk          | 54.3%  |
| % AP_Ind          | 1.49%  |
| % AP_Asn          | 1.02%  |
| % AP_Hwn          | 0.12%  |
| % AP_Oth          | 4.17%  |
| % Hispanic Origin | 4.73%  |
| % NH18+_Wht       | 41.54% |
| % 18+_AP_Blk      | 52.33% |
| % 18+_AP_Ind      | 1.45%  |
| % 18+_AP_Asn      | 1.01%  |
| % 18+_AP_Hwn      | 0.11%  |
| % 18+_AP_Oth      | 3.55%  |
| % H18+_Pop        | 4.01%  |