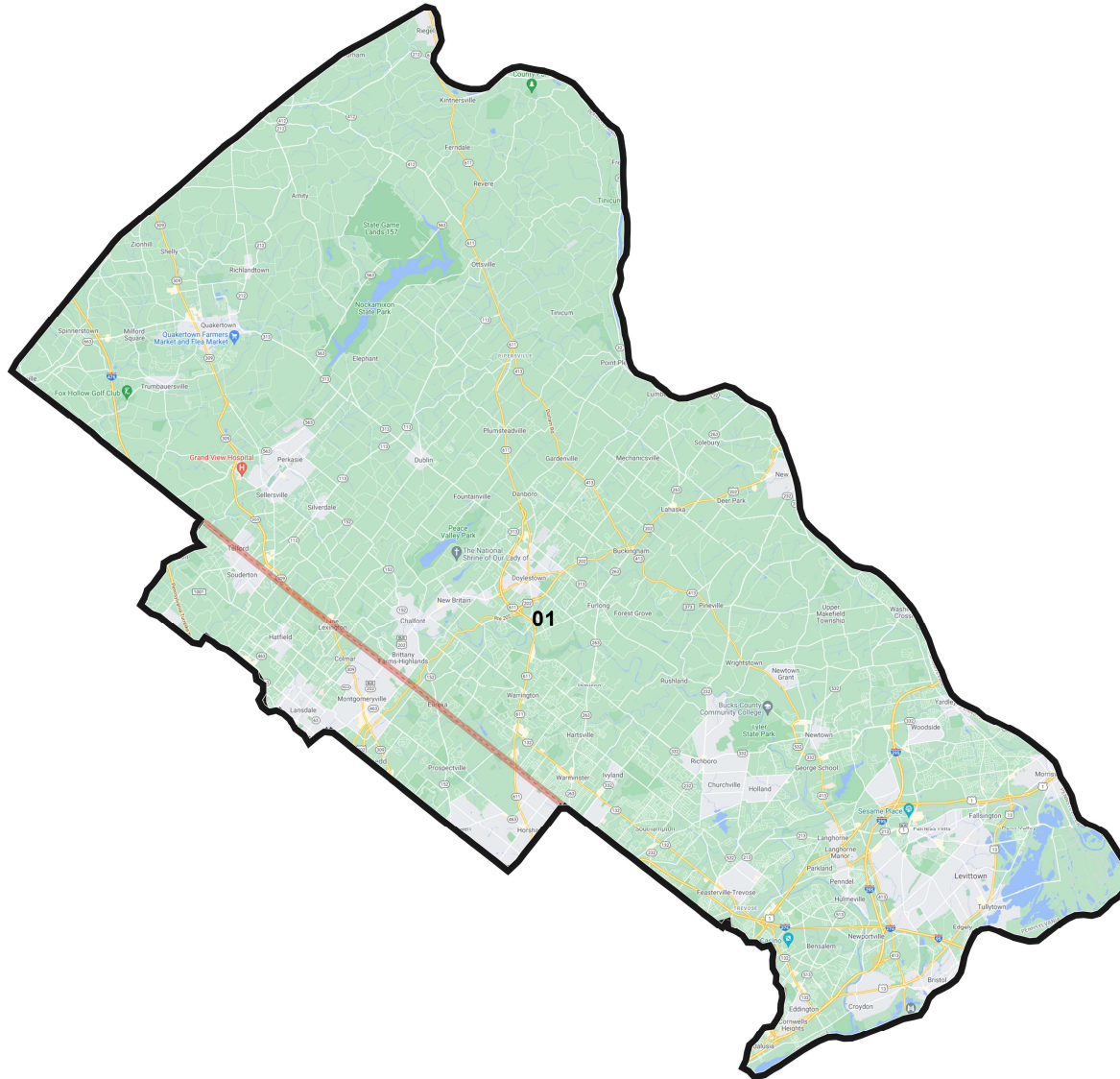
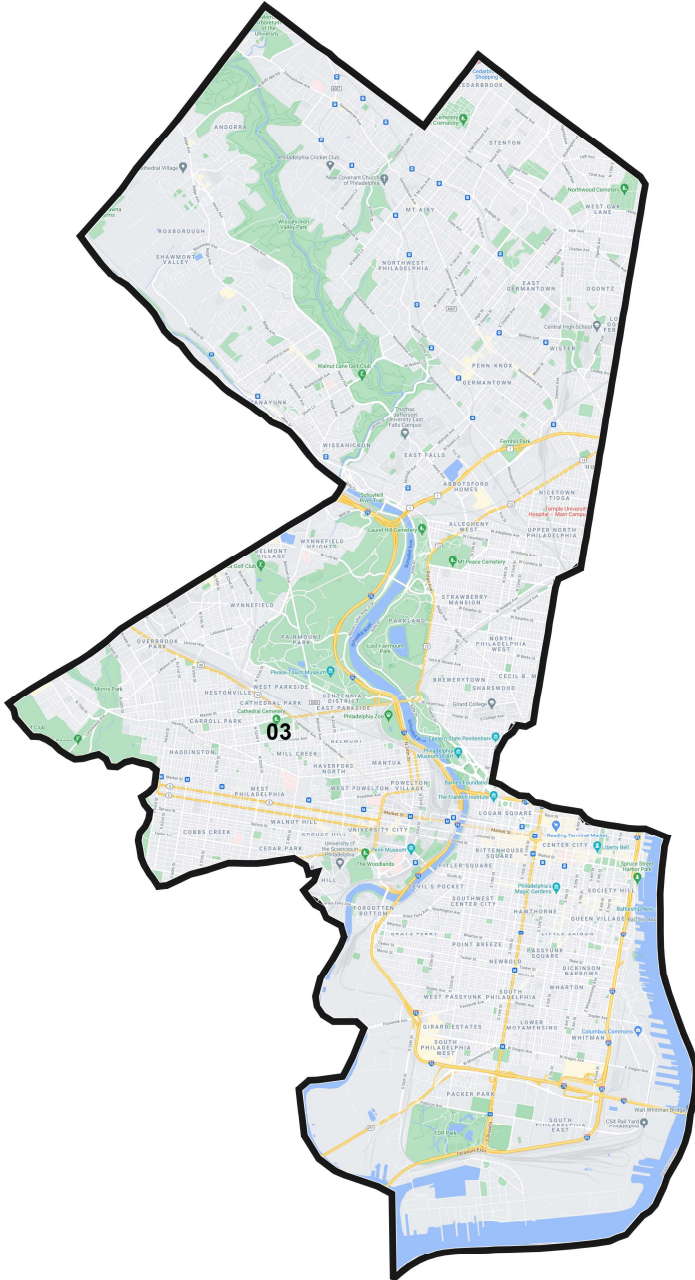


District: 01



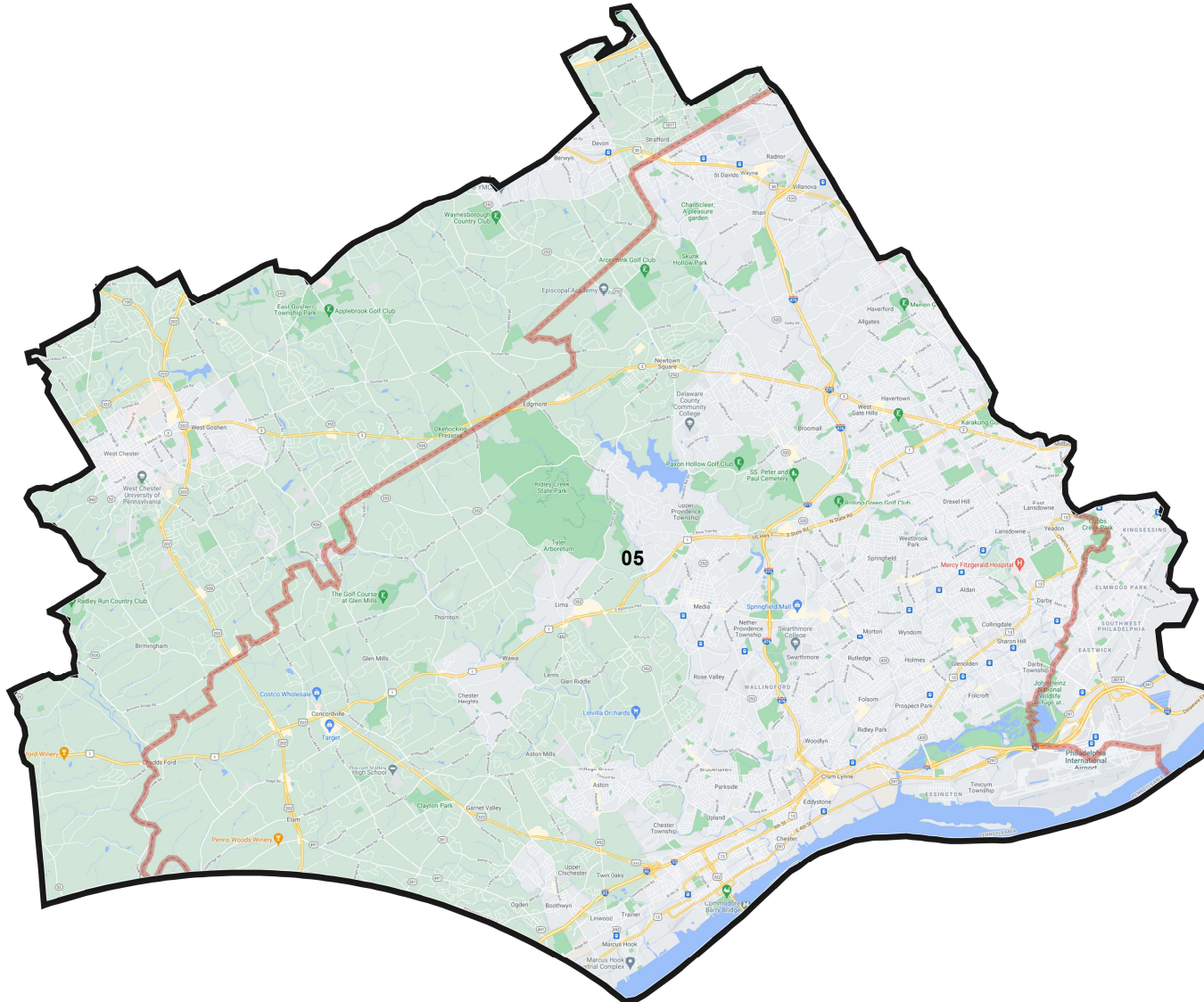
Field	Value
District	01
Population	764865
Deviation	0
% Deviation	0%
ernate Schwartzberg	1.49
Polsby Popper	0.45
% NH18+_Wht	81.58%
% 18+_AP_BlK	4.69%
% 18+_AP_Ind	1.09%
% 18+_AP_Asn	7.13%
% 18+_AP_Hwn	0.09%
% 18+_AP_Oth	4.96%
% H18+_Pop	5.09%

District: 03



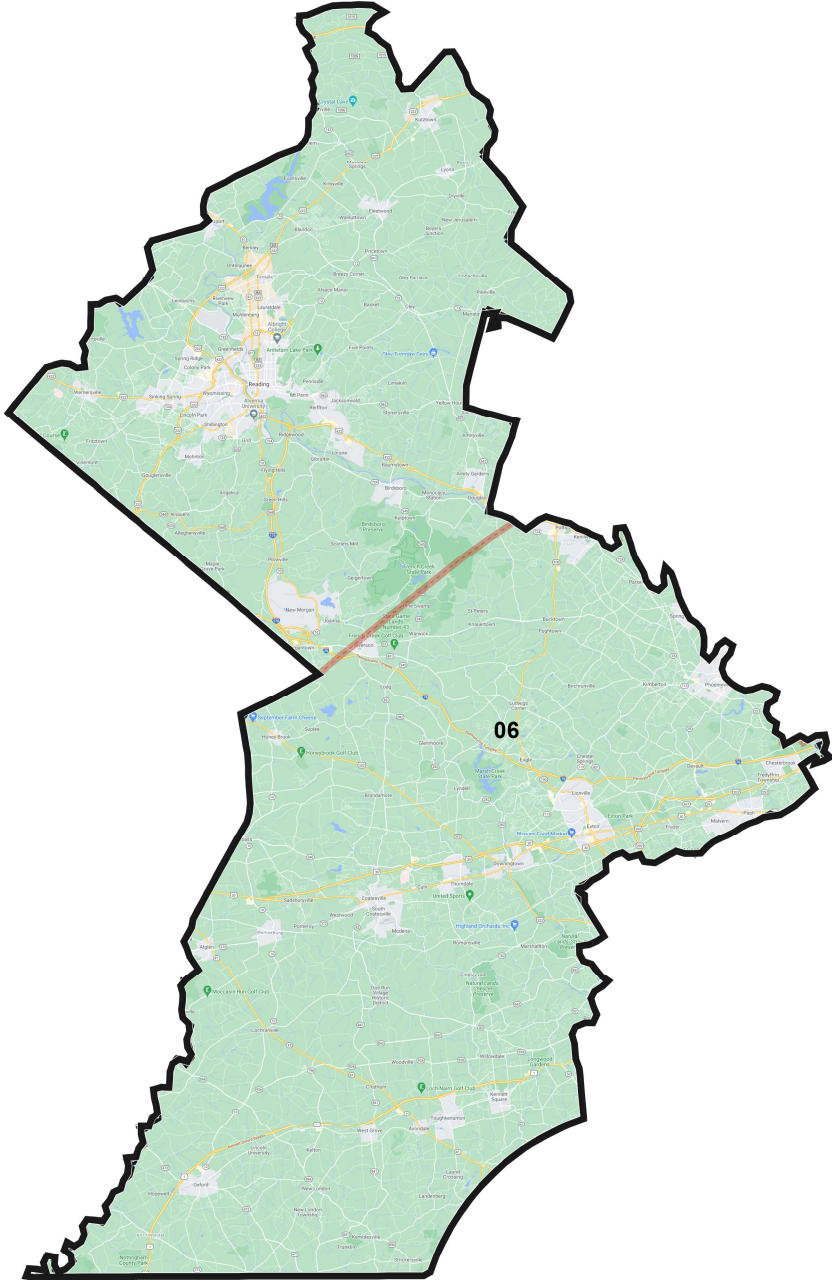
Field	Value
District	03
Population	764865
Deviation	0
% Deviation	0%
ernate Schwartzberg	1.75
Polsby Popper	0.33
% NH18+_Wht	37.52%
% 18+_AP_BlK	48.11%
% 18+_AP_Ind	1.34%
% 18+_AP_Asn	8.81%
% 18+_AP_Hwn	0.14%
% 18+_AP_Oth	4.67%
% H18+_Pop	5.36%

District: 05



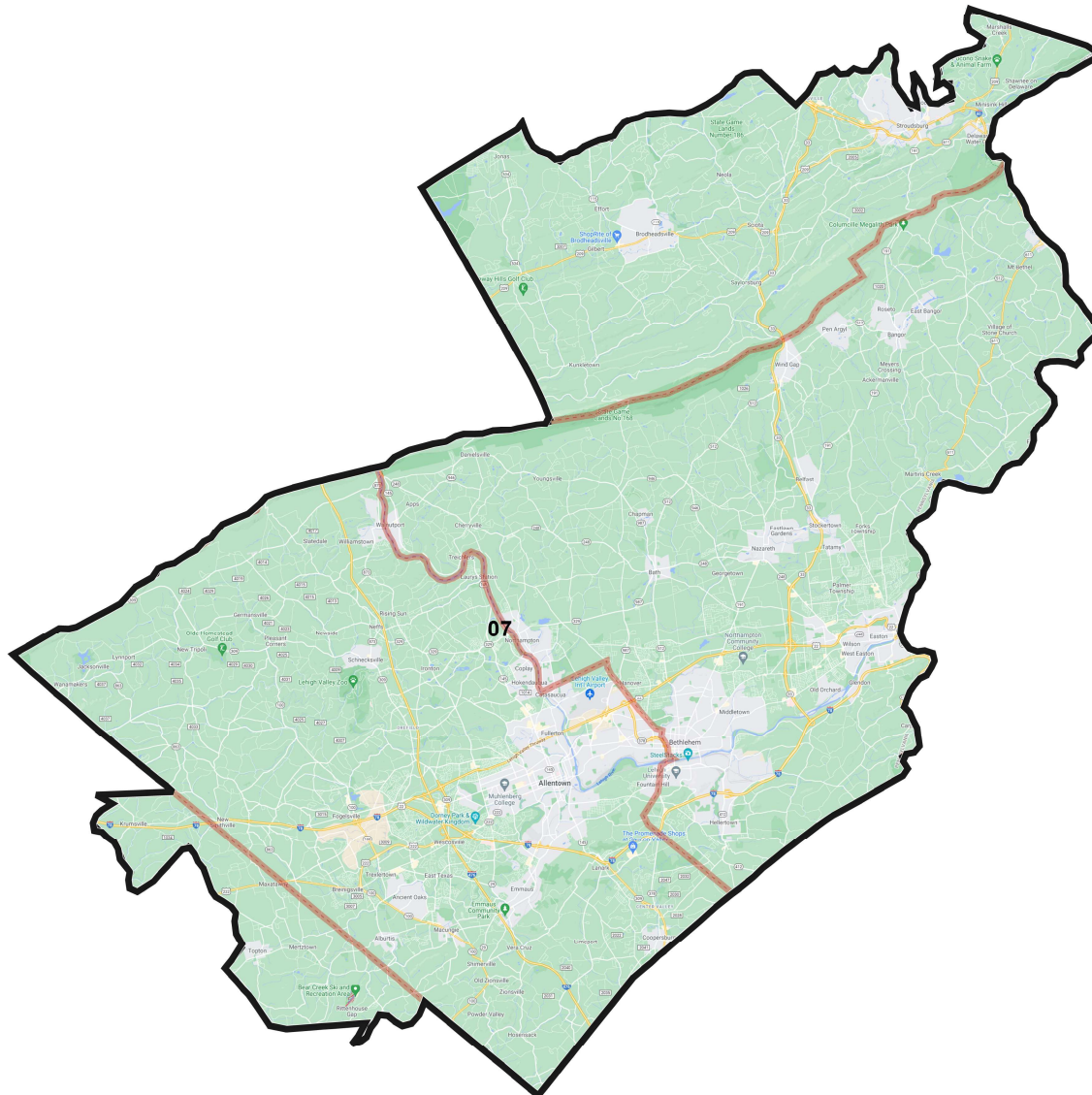
Field	Value
District	05
Population	764865
Deviation	0
% Deviation	0%
ernate Schwartzberg	1.47
Polsby Popper	0.46
% NH18+_Wht	63.43%
% 18+_AP_Blk	25.05%
% 18+_AP_Ind	1.04%
% 18+_AP_Asn	6.64%
% 18+_AP_Hwn	0.1%
% 18+_AP_Oth	3.98%
% H18+_Pop	4.02%

District: 06



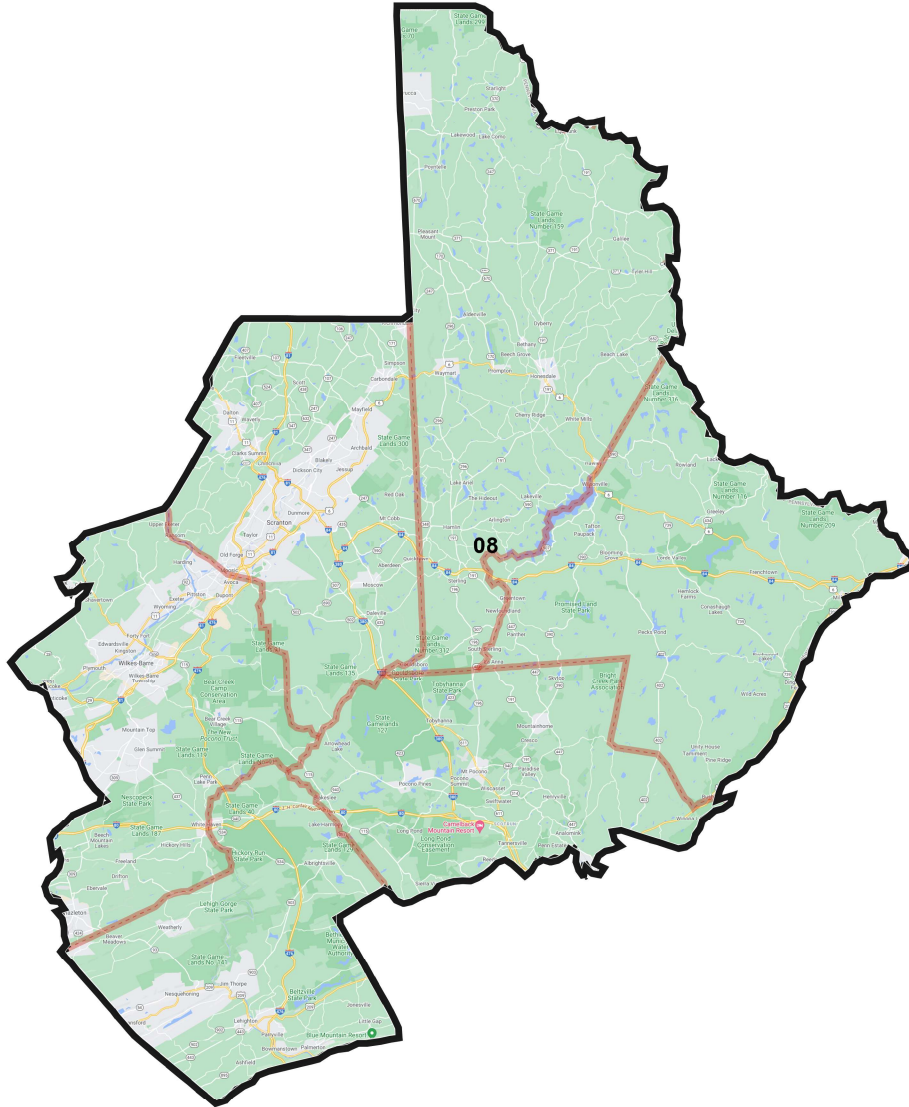
Field	Value
District	06
Population	764863
Deviation	-2
% Deviation	-0%
ernate Schwartzberg	2.08
Polsby Popper	0.23
% NH18+_Wht	72.78%
% 18+_AP_BlK	7.21%
% 18+_AP_Ind	1.55%
% 18+_AP_Asn	4.56%
% 18+_AP_Hwn	0.14%
% 18+_AP_Oth	12.55%
% H18+_Pop	14.81%

District: 07



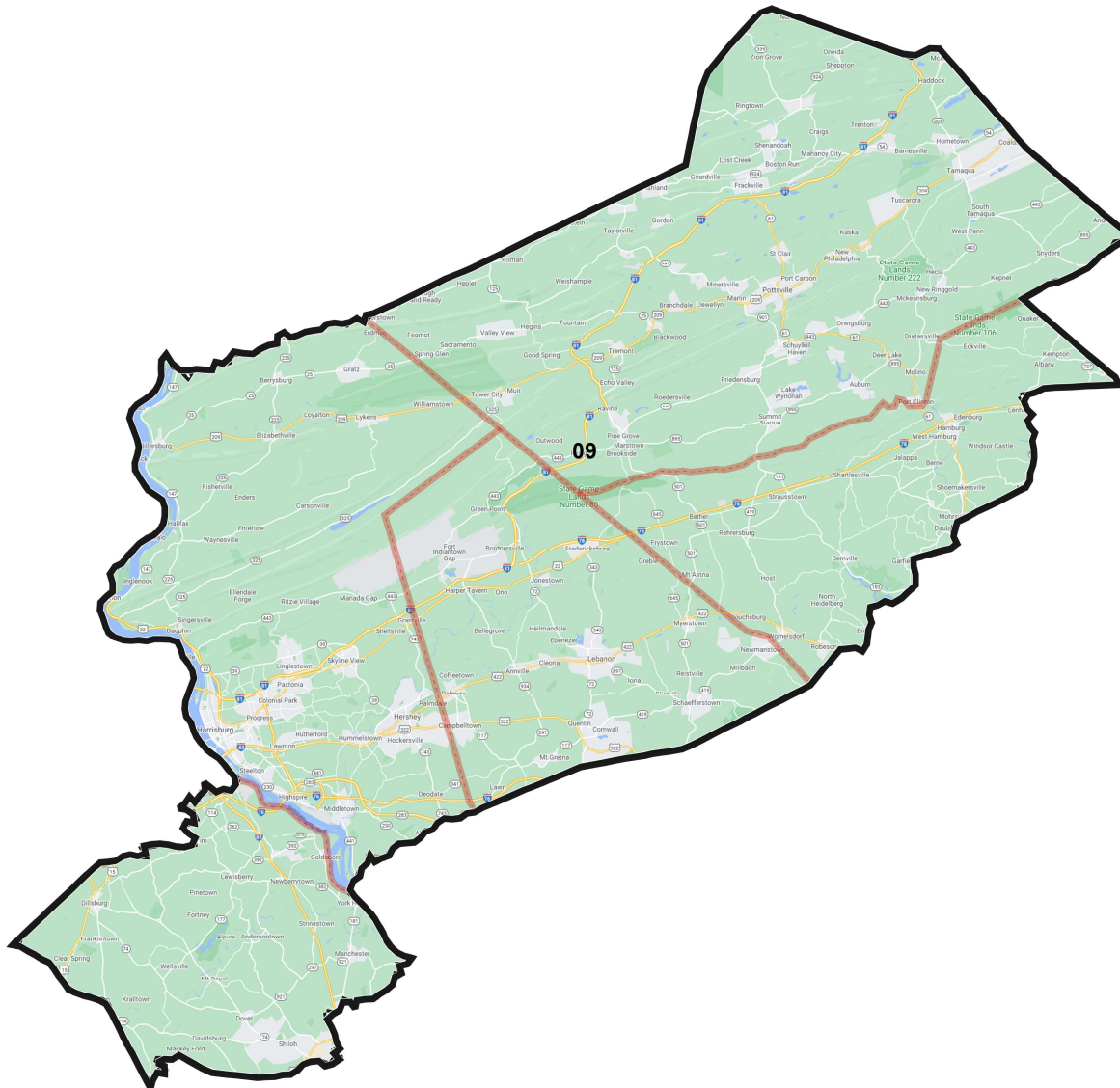
Field	Value
District	07
Population	764860
Deviation	-5
% Deviation	-0%
ernate Schwartzberg	1.72
Polsby Popper	0.34
% NH18+_Wht	71.32%
% 18+_AP_BlK	7.96%
% 18+_AP_Ind	1.42%
% 18+_AP_Asn	3.76%
% 18+_AP_Hwn	0.12%
% 18+_AP_Oth	13.78%
% H18+_Pop	16.76%

District: 08



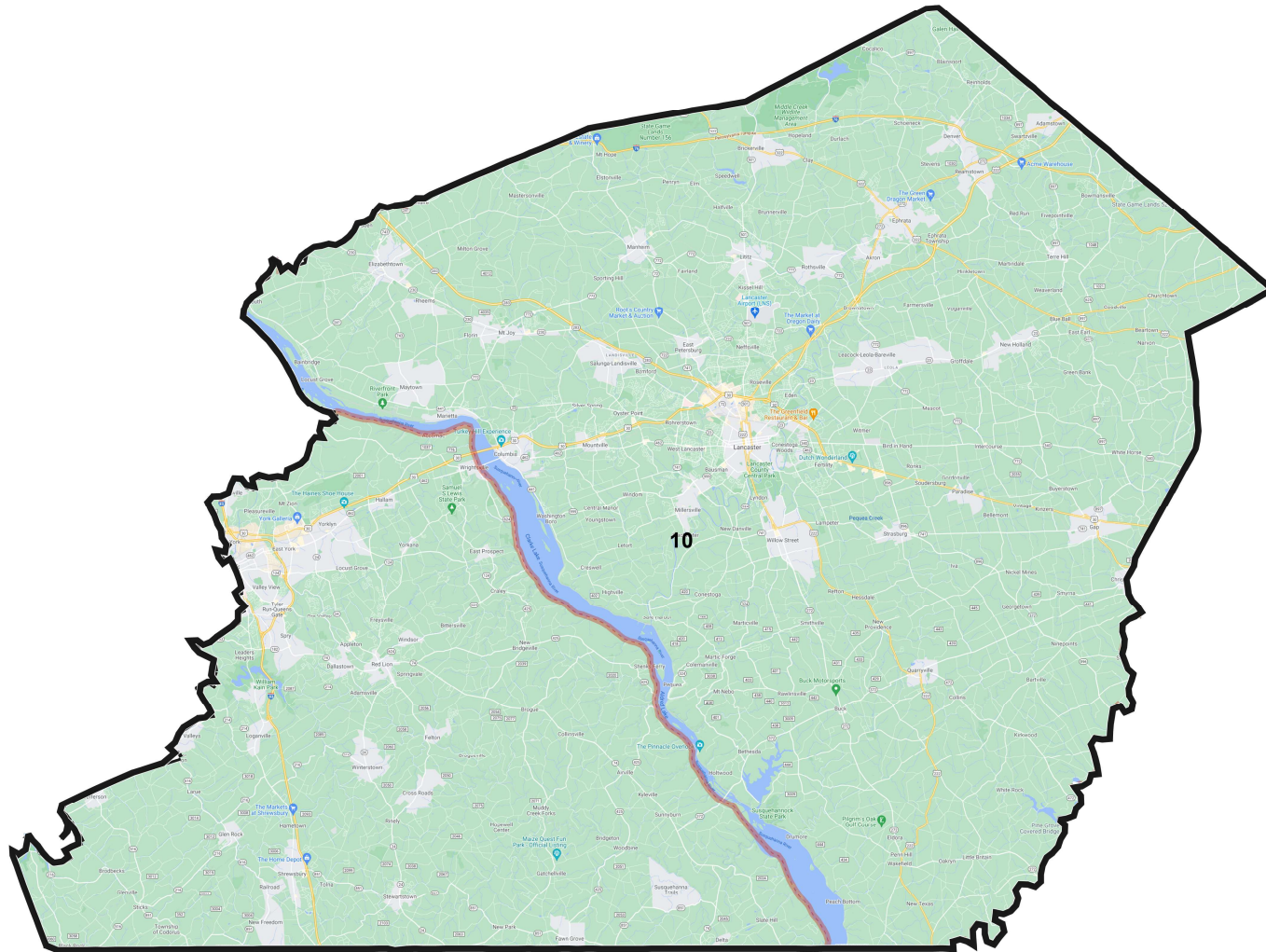
Field	Value
District	08
Population	764866
Deviation	1
% Deviation	0%
ernate Schwartzberg	1.76
Polsby Popper	0.32
% NH18+_Wht	79.69%
% 18+_AP_BlK	7.01%
% 18+_AP_Ind	1.38%
% 18+_AP_Asn	2.27%
% 18+_AP_Hwn	0.12%
% 18+_AP_Oth	8.71%
% H18+_Pop	10.15%

District: 09



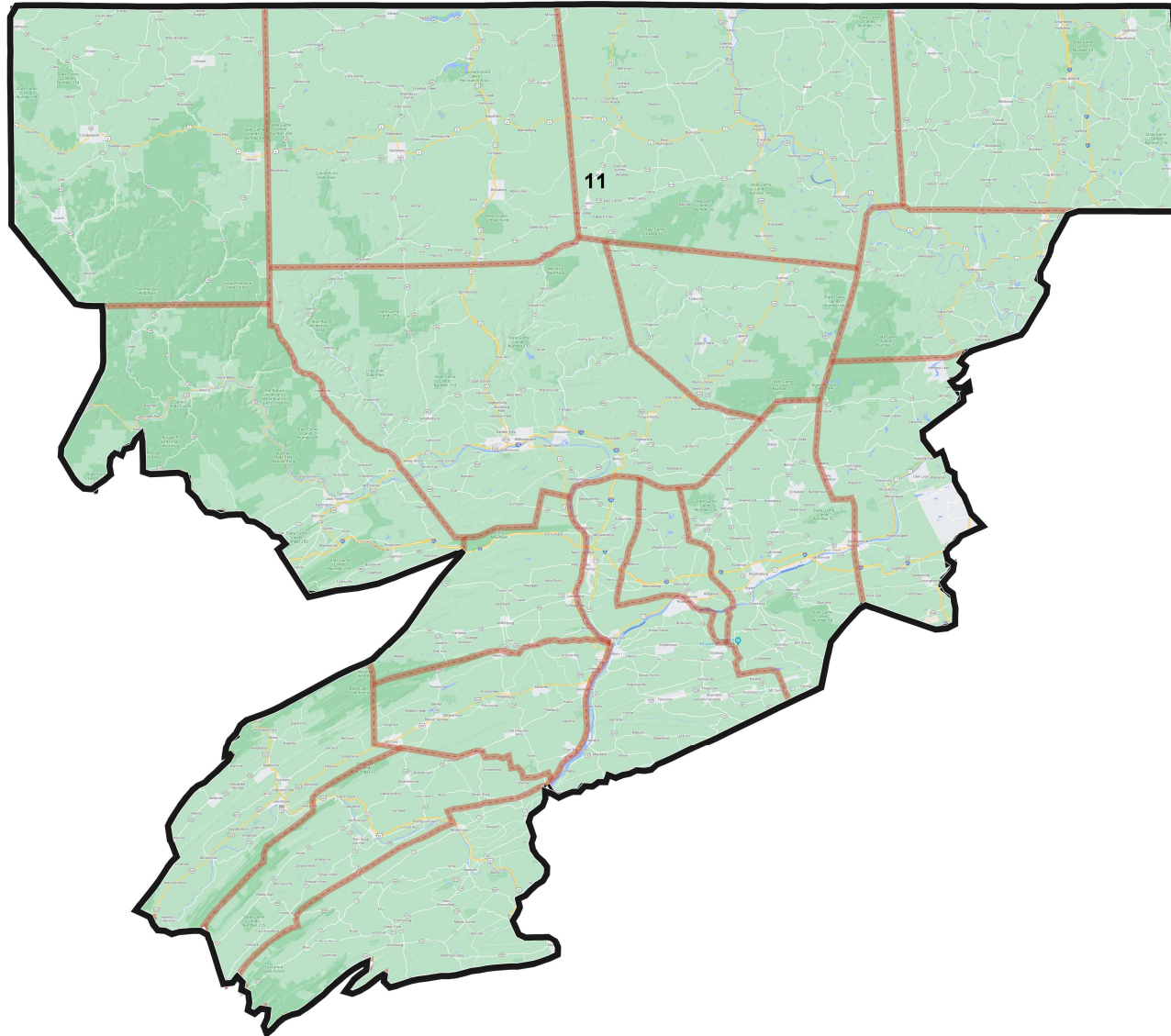
Field	Value
District	09
Population	764865
Deviation	0
% Deviation	0%
ernate Schwartzberg	1.76
Polsby Popper	0.32
% NH18+_Wht	78.65%
% 18+_AP_BlK	9.37%
% 18+_AP_Ind	1.35%
% 18+_AP_Asn	3.27%
% 18+_AP_Hwn	0.12%
% 18+_AP_Oth	6.49%
% H18+_Pop	7.73%

District: 10



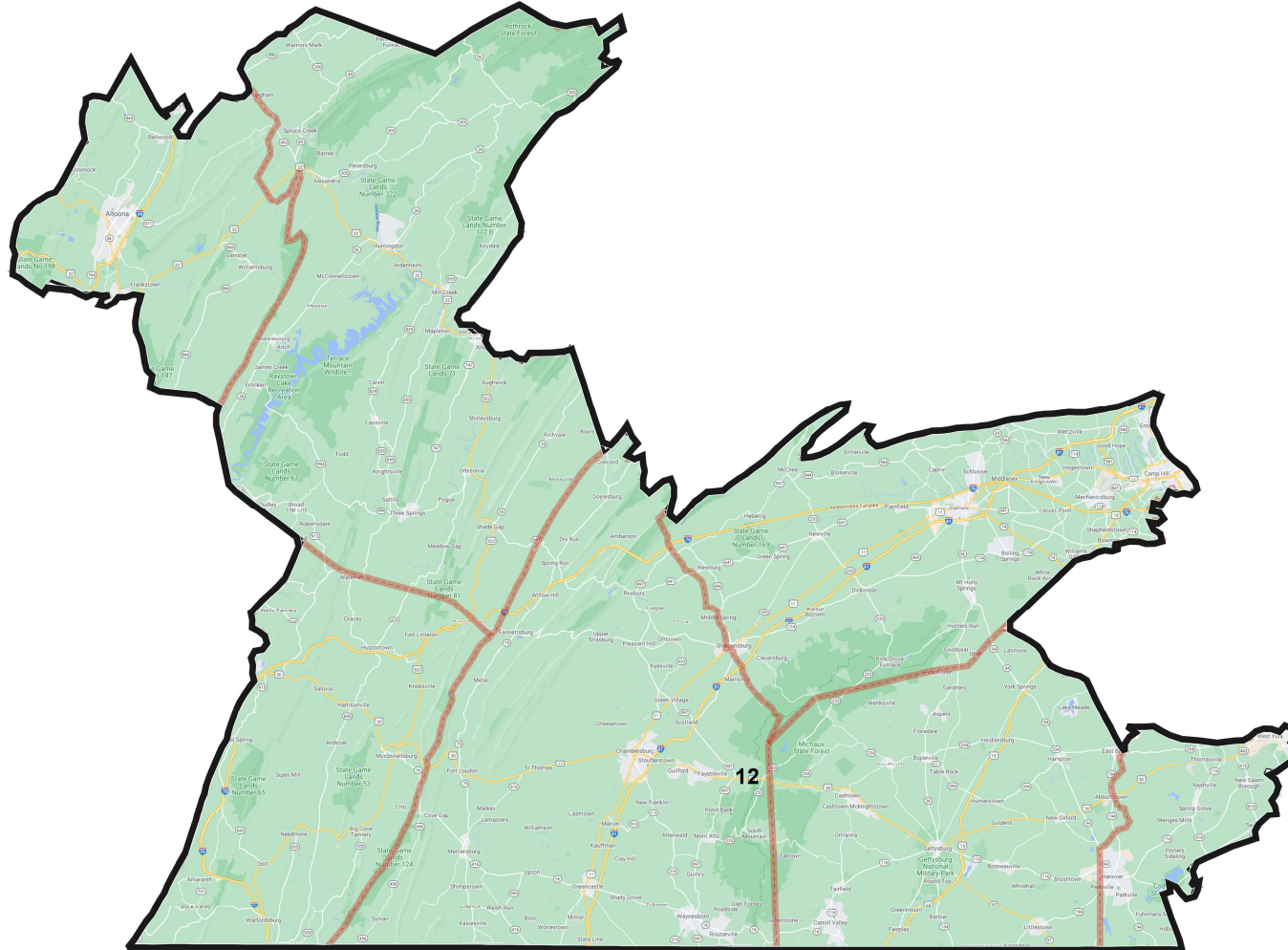
Field	Value
District	10
Population	764865
Deviation	0
% Deviation	0%
ernate Schwartzberg	1.5
Polsby Popper	0.44
% NH18+_Wht	82.09%
% 18+_AP_BlK	5.54%
% 18+_AP_Ind	1.3%
% 18+_AP_Asn	2.64%
% 18+_AP_Hwn	0.1%
% 18+_AP_Oth	7.44%
% H18+_Pop	8.9%

District: 11



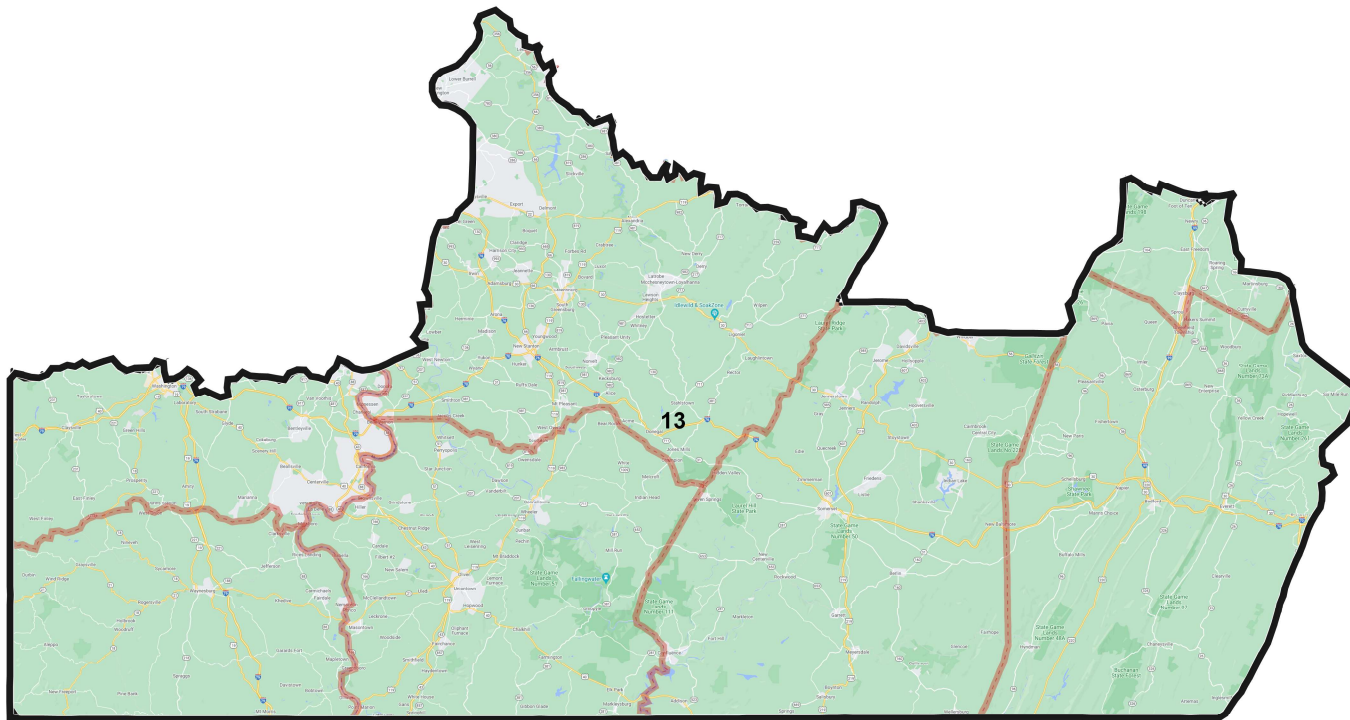
Field	Value
District	11
Population	764865
Deviation	0
% Deviation	0%
ernate Schwartzberg	1.78
Polsby Popper	0.31
% NH18+_Wht	92.03%
% 18+_AP_Bl	2.5%
% 18+_AP_Ind	1.52%
% 18+_AP_Asn	1.05%
% 18+_AP_Hwn	0.09%
% 18+_AP_Oth	2.41%
% H18+_Pop	2.38%

District: 12



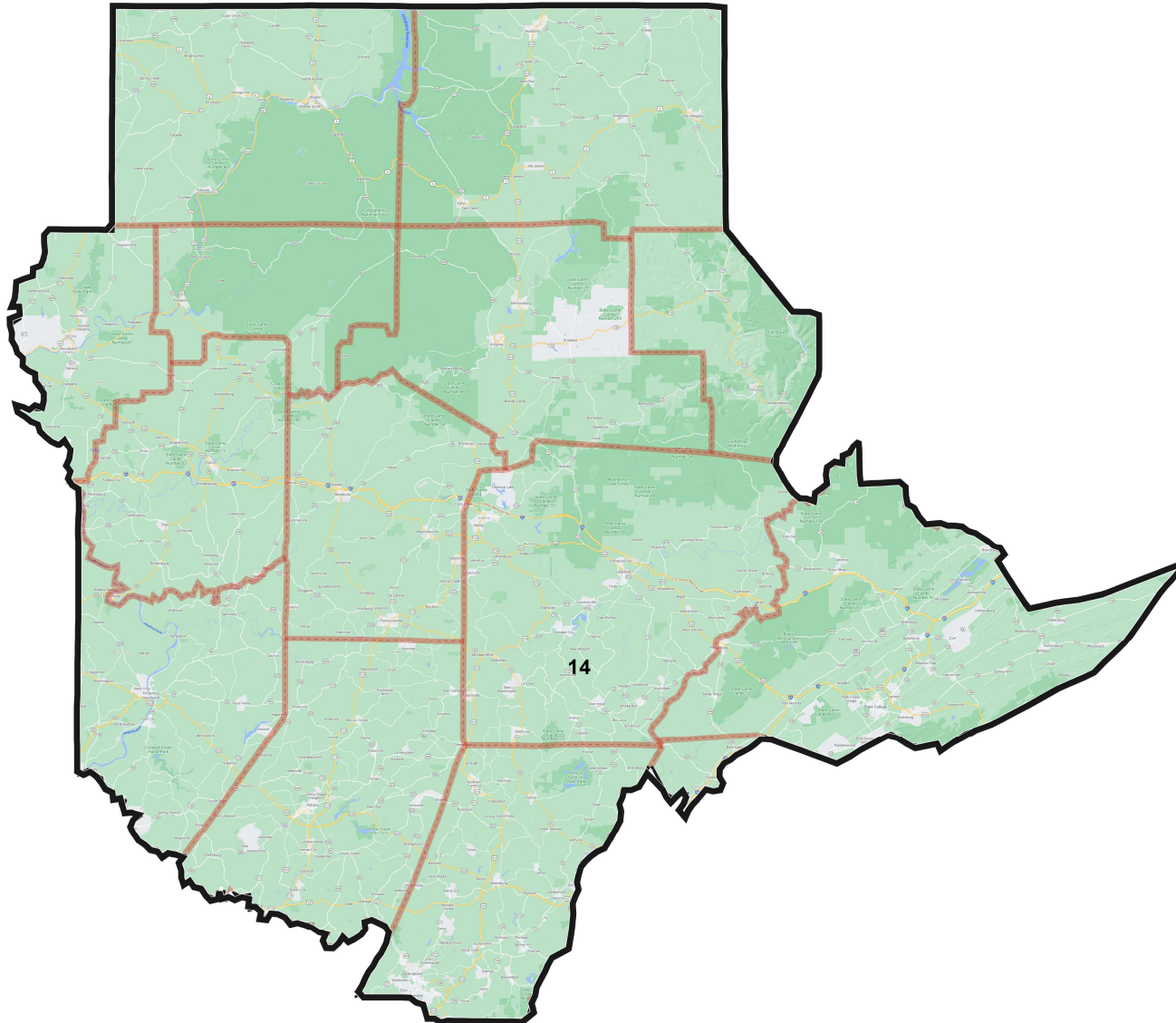
Field	Value
District	12
Population	764865
Deviation	0
% Deviation	0%
ernate Schwartzberg	2.18
Polsby Popper	0.21
% NH18+_Wht	86.55%
% 18+_AP_BlK	4.44%
% 18+_AP_Ind	1.47%
% 18+_AP_Asn	2.7%
% 18+_AP_Hwn	0.1%
% 18+_AP_Oth	4.3%
% H18+_Pop	4.56%

District: 13



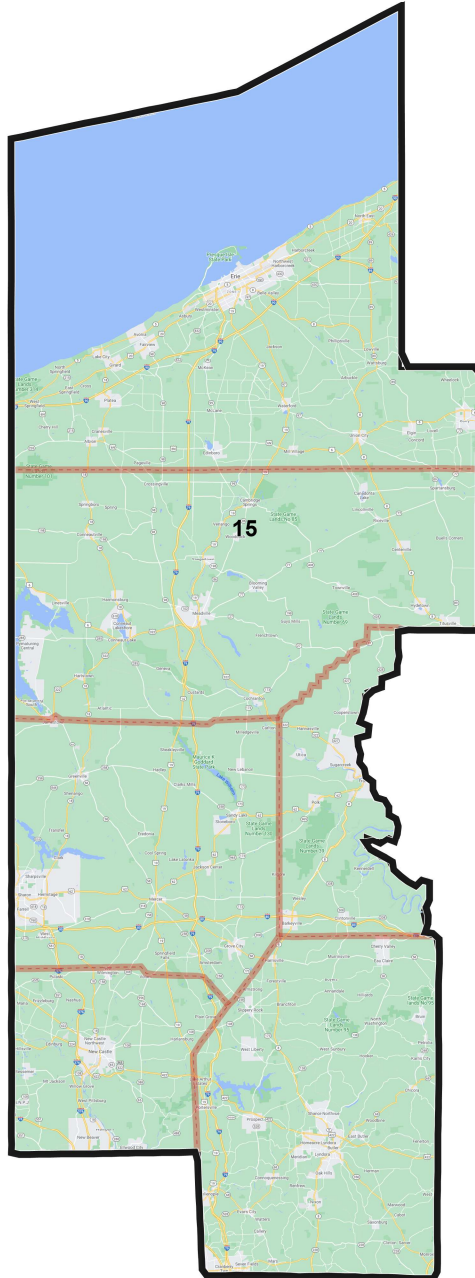
Field	Value
District	13
Population	764865
Deviation	0
% Deviation	0%
ernate Schwartzberg	1.79
Polsby Popper	0.31
% NH18+_Wht	92.23%
% 18+_AP_BlK	3.54%
% 18+_AP_Ind	1.34%
% 18+_AP_Asn	0.84%
% 18+_AP_Hwn	0.07%
% 18+_AP_Oth	1.87%
% H18+_Pop	1.19%

District: 14



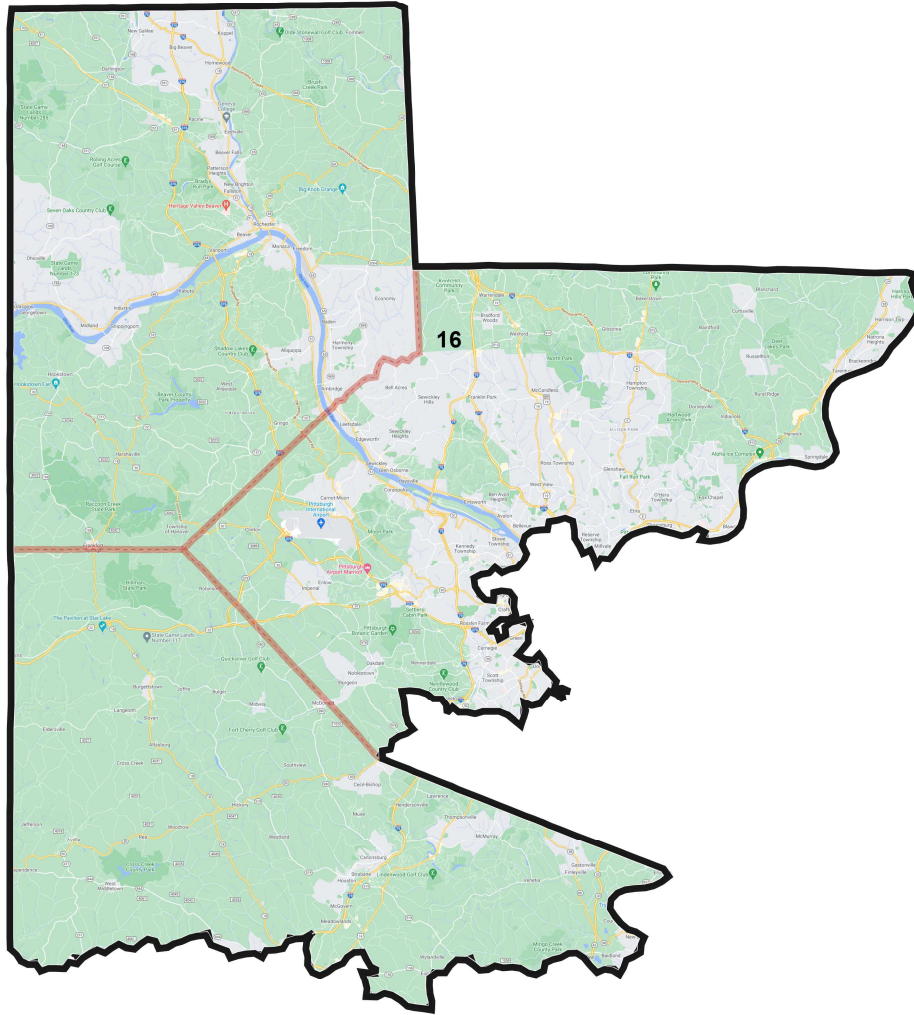
Field	Value
District	14
Population	764865
Deviation	0
% Deviation	0%
ernate Schwartzberg	1.64
Polsby Popper	0.37
% NH18+_Wht	90.5%
% 18+_AP_BlK	3.06%
% 18+_AP_Ind	1.32%
% 18+_AP_Asn	2.42%
% 18+_AP_Hwn	0.1%
% 18+_AP_Oth	2.12%
% H18+_Pop	1.93%

District: 15



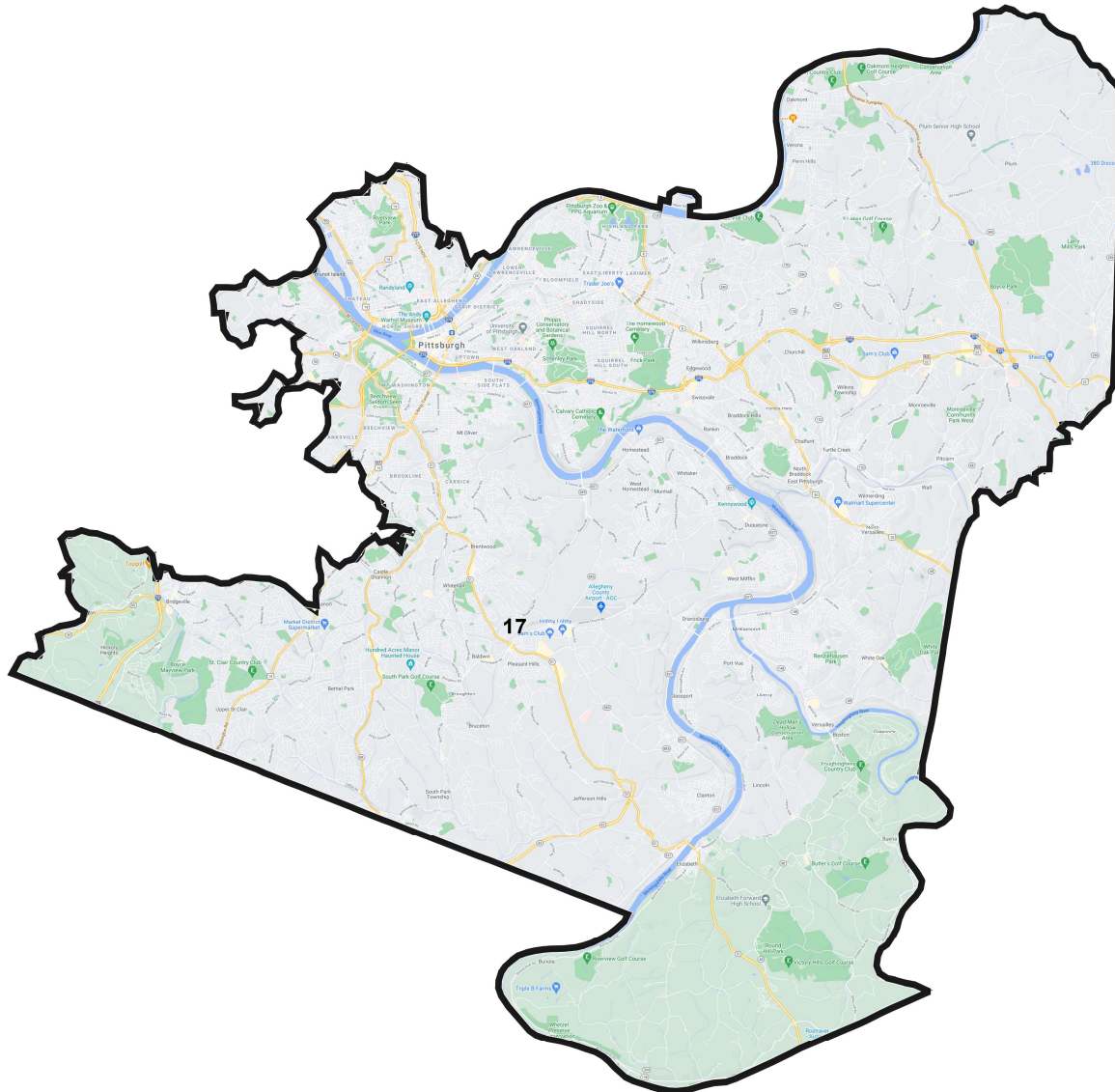
Field	Value
District	15
Population	764865
Deviation	0
% Deviation	0%
ernate Schwartzberg	1.49
Polsby Popper	0.45
% NH18+_Wht	89.14%
% 18+_AP_Bl	4.84%
% 18+_AP_Ind	1.44%
% 18+_AP_Asn	1.63%
% 18+_AP_Hwn	0.07%
% 18+_AP_Oth	2.59%
% H18+_Pop	2.09%

District: 16



Field	Value
District	16
Population	764865
Deviation	0
% Deviation	0%
ernate Schwartzberg	2
Polsby Popper	0.25
% NH18+_Wht	88.03%
% 18+_AP_BlK	4.67%
% 18+_AP_Ind	1.19%
% 18+_AP_Asn	3.43%
% 18+_AP_Hwn	0.08%
% 18+_AP_Oth	2.5%
% H18+_Pop	1.95%

District: 17



Field	Value
District	17
Population	764865
Deviation	0
% Deviation	0%
ernate Schwartzberg	2.05
Polsby Popper	0.24
% NH18+_Wht	72.05%
% 18+_AP_BlK	18.72%
% 18+_AP_Ind	1.26%
% 18+_AP_Asn	5.29%
% 18+_AP_Hwn	0.09%
% 18+_AP_Oth	2.75%
% H18+_Pop	2.53%