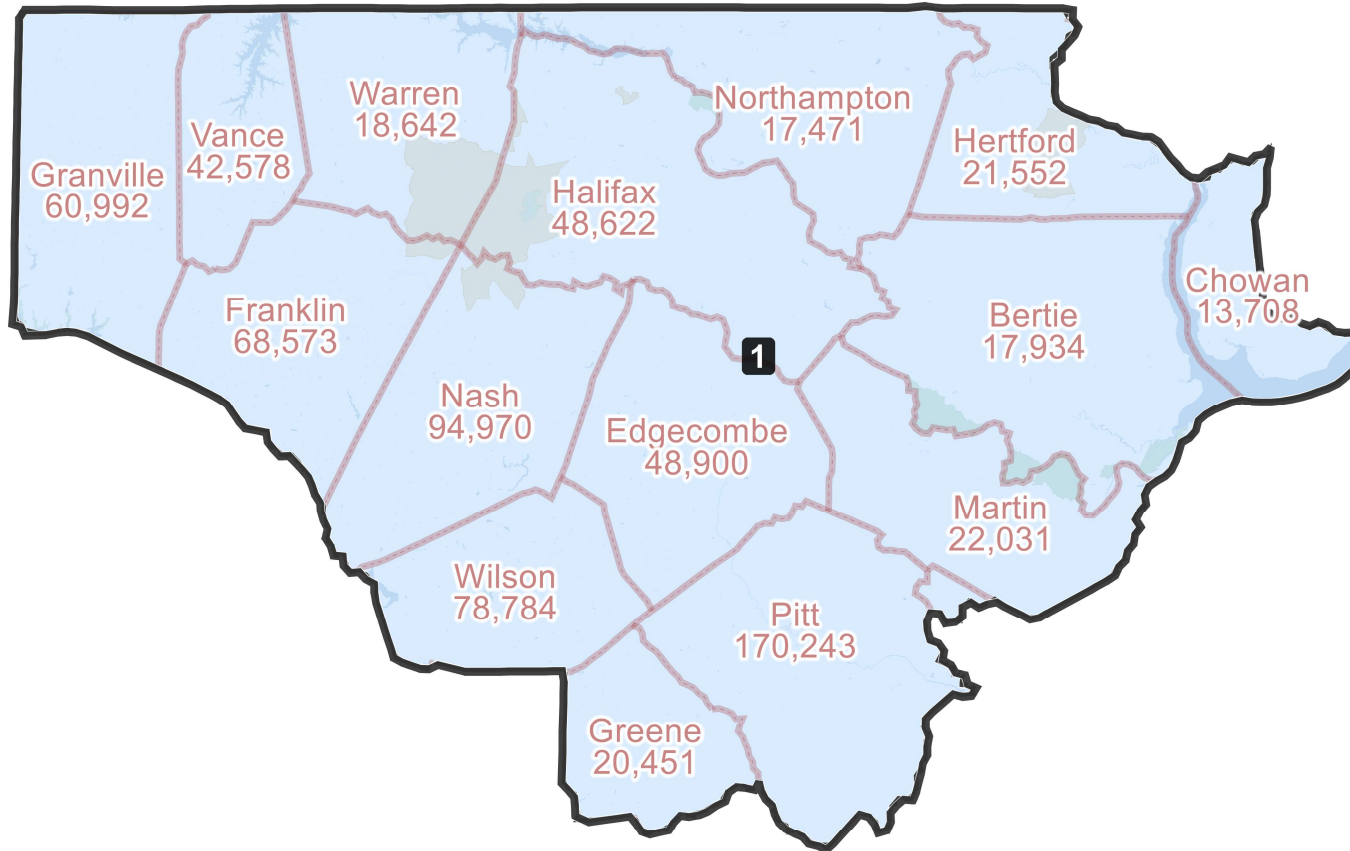
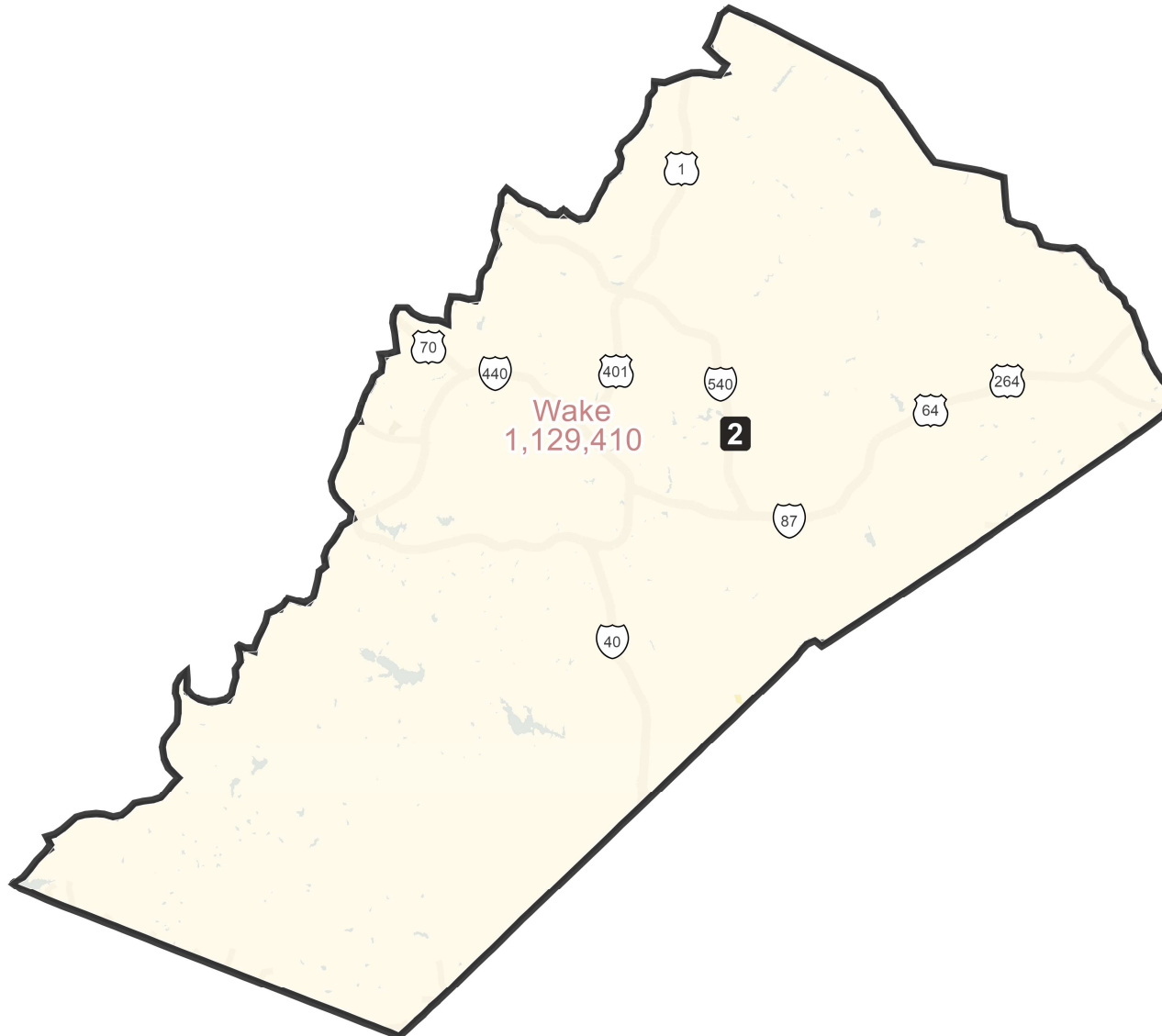


District: 1



Field	Value
District	1
Population	745670
Deviation	-1
% Deviation	-0%
% D 20_Pres	53.3%
% R 20_Pres	46.7%
% NH CVAP 19	97.2%
% NH White CVAP 19	53.0%
% NH Black CVAP 19	41.9%
% NH Asian CVAP 19	0.8%
% H CVAP 19	2.8%
Reock	0.48
18+_Pop	586933
% 18+_Pop	78.71%
NH18+_Wht	294626
% NH18+_Wht	50.2%
H18+_Pop	37233
% H18+_Pop	6.34%
18+_AP_BlK	238653
% 18+_AP_BlK	40.66%
18+_AP_Asn	7328
% 18+_AP_Asn	1.25%
D 20_Pres	207209.79
R 20_Pres	181189.08
20_Pres	388398.87
% 20_Pres	52.09%
Total CVAP 19	584368.08
% Total CVAP 19	78.37%
NH CVAP 19	568177.20
NH White CVAP 19	309813.23
NH Black CVAP 19	244923.99
NH Asian CVAP 19	4660.00
H CVAP 19	16168.42

District: 2



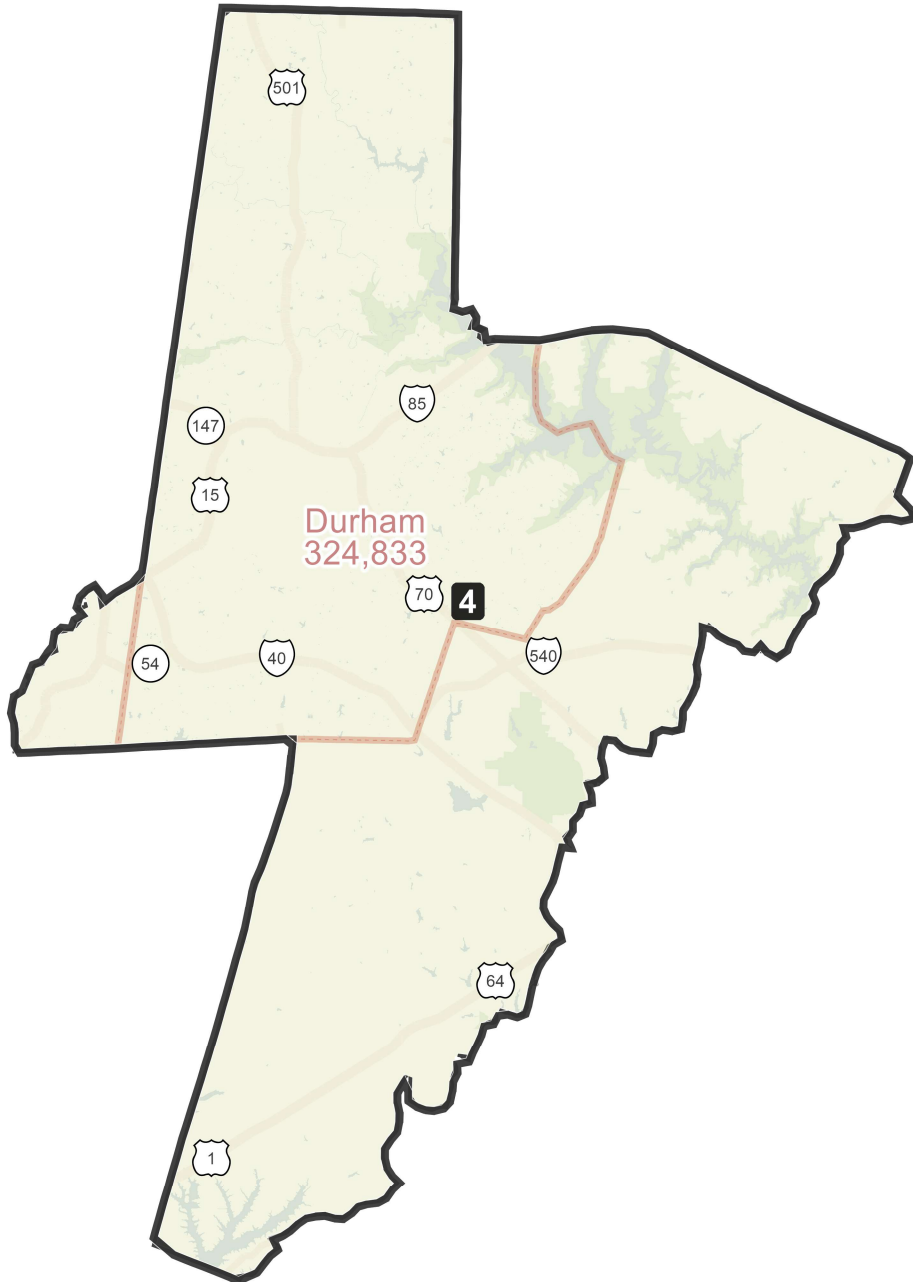
Field	Value
District	2
Population	745671
Deviation	0
% Deviation	0%
% D 20_Pres	64.0%
% R 20_Pres	36.0%
% NH CVAP 19	95.0%
% NH White CVAP 19	64.1%
% NH Black CVAP 19	26.7%
% NH Asian CVAP 19	2.9%
% H CVAP 19	5.0%
Reock	0.41
18+_Pop	573695
% 18+_Pop	76.94%
NH18+_Wht	333345
% NH18+_Wht	58.1%
H18+_Pop	64558
% H18+_Pop	11.25%
18+_AP_BlK	140566
% 18+_AP_BlK	24.5%
18+_AP_Asn	28049
% 18+_AP_Asn	4.89%
D 20_Pres	256790.55
R 20_Pres	144541.25
20_Pres	401331.80
% 20_Pres	53.82%
Total CVAP 19	503874.63
% Total CVAP 19	67.57%
NH CVAP 19	478523.08
NH White CVAP 19	323020.52
NH Black CVAP 19	134606.64
NH Asian CVAP 19	14461.31
H CVAP 19	25305.44

District: 3



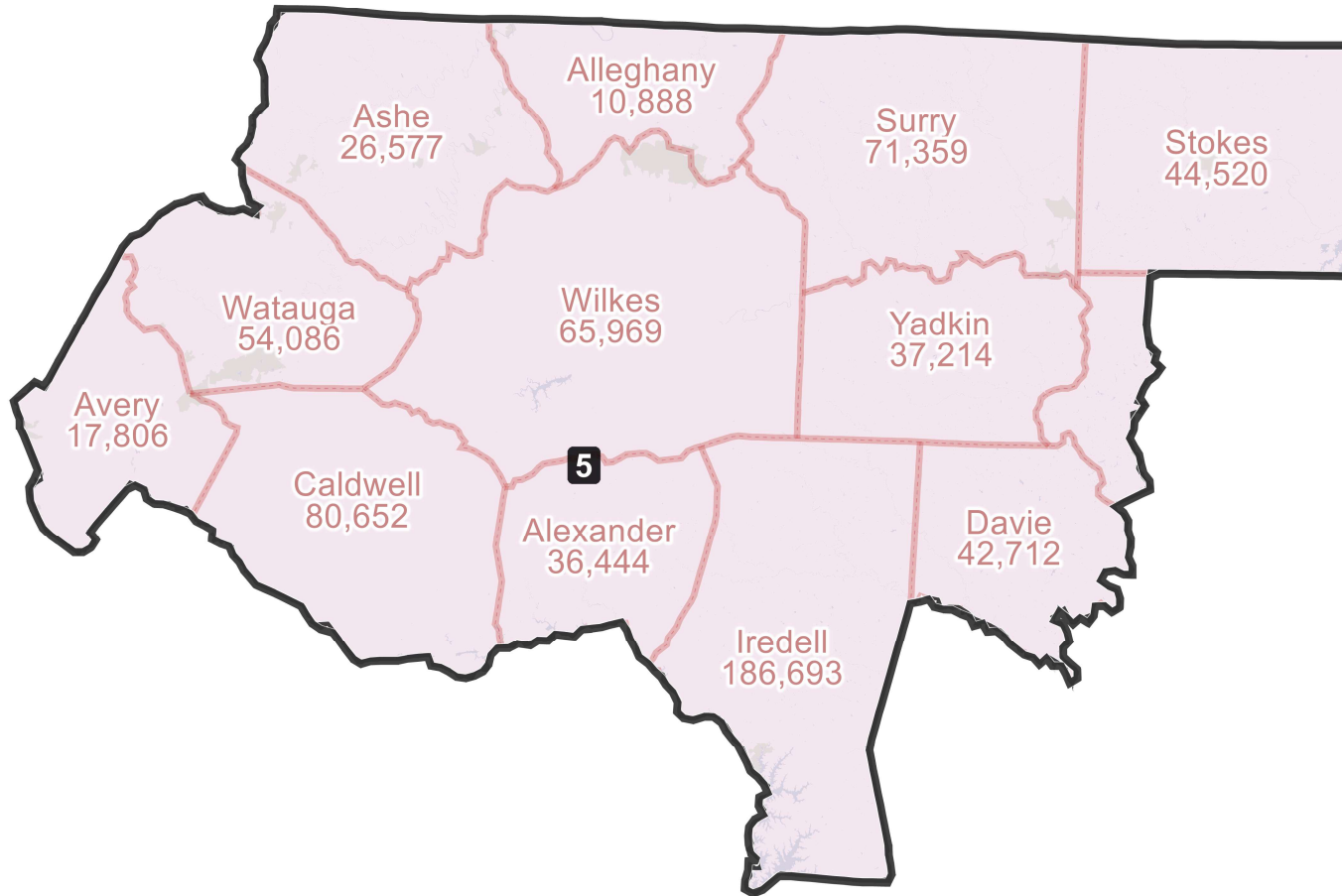
Field	Value
District	3
Population	745671
Deviation	0
% Deviation	0%
% D 20_Pres	37.4%
% R 20_Pres	62.6%
% NH CVAP 19	94.9%
% NH White CVAP 19	72.2%
% NH Black CVAP 19	19.9%
% NH Asian CVAP 19	1.2%
% H CVAP 19	5.1%
Reock	0.39
18+_Pop	588659
% 18+_Pop	78.94%
NH18+_Wht	408122
% NH18+_Wht	69.33%
H18+_Pop	43833
% H18+_Pop	7.45%
18+_AP_BlK	111094
% 18+_AP_BlK	18.87%
18+_AP_Asn	12489
% 18+_AP_Asn	2.12%
D 20_Pres	138206.41
R 20_Pres	231304.68
20_Pres	369511.09
% 20_Pres	49.55%
Total CVAP 19	570564.03
% Total CVAP 19	76.52%
NH CVAP 19	541275.45
NH White CVAP 19	412094.17
NH Black CVAP 19	113558.90
NH Asian CVAP 19	7086.15
H CVAP 19	29275.28

District: 4



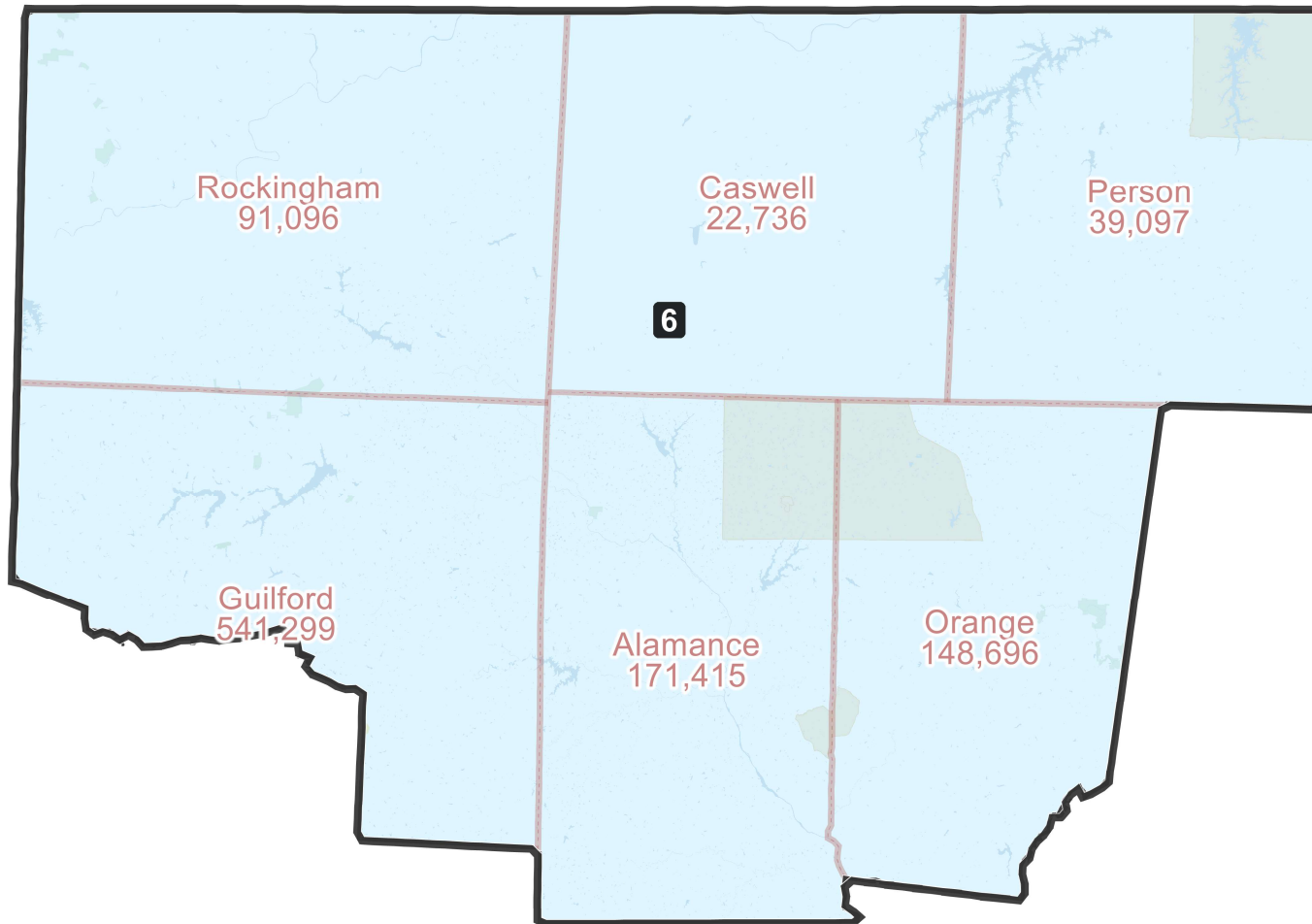
Field	Value
District	4
Population	745671
Deviation	0
% Deviation	0%
% D 20_Pres	71.8%
% R 20_Pres	28.2%
% NH CVAP 19	95.7%
% NH White CVAP 19	64.2%
% NH Black CVAP 19	23.8%
% NH Asian CVAP 19	6.7%
% H CVAP 19	4.3%
Reock	0.38
18+_Pop	577769
% 18+_Pop	77.48%
NH18+_Wht	319135
% NH18+_Wht	55.24%
H18+_Pop	54827
% H18+_Pop	9.49%
18+_AP_BlK	124417
% 18+_AP_BlK	21.53%
18+_AP_Asn	72055
% 18+_AP_Asn	12.47%
D 20_Pres	295722.45
R 20_Pres	116292.56
20_Pres	412015.01
% 20_Pres	55.25%
Total CVAP 19	481284.58
% Total CVAP 19	64.54%
NH CVAP 19	460776.33
NH White CVAP 19	308754.91
NH Black CVAP 19	114543.32
NH Asian CVAP 19	32434.05
H CVAP 19	20540.09

District: 5



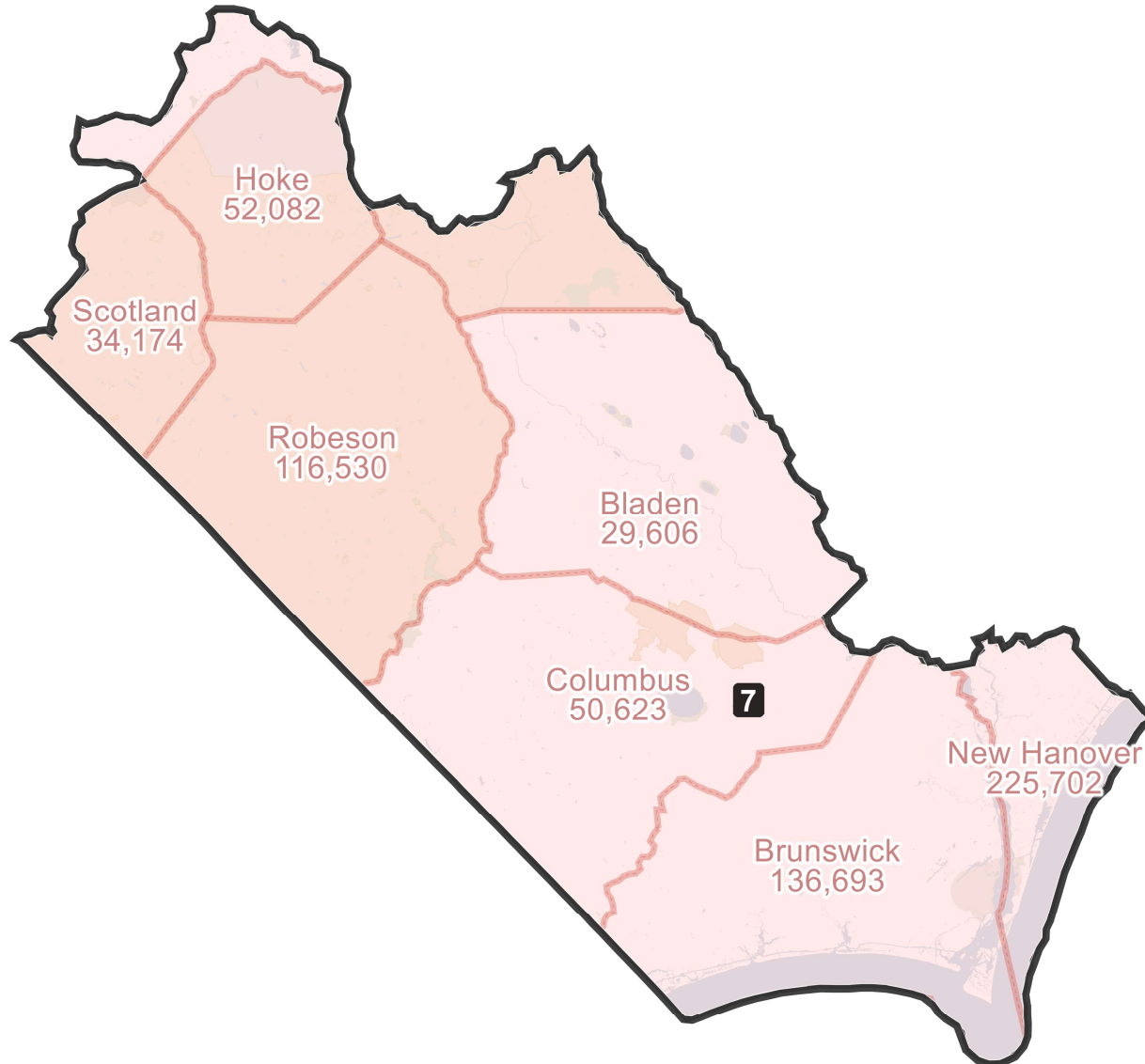
Field	Value
District	5
Population	745671
Deviation	0
% Deviation	0%
% D 20_Pres	30.3%
% R 20_Pres	69.7%
% NH CVAP 19	97.1%
% NH White CVAP 19	89.2%
% NH Black CVAP 19	6.2%
% NH Asian CVAP 19	0.9%
% H CVAP 19	2.9%
Reock	0.45
18+_Pop	593040
% 18+_Pop	79.53%
NH18+_Wht	492977
% NH18+_Wht	83.13%
H18+_Pop	37018
% H18+_Pop	6.24%
18+_AP_BlK	40230
% 18+_AP_BlK	6.78%
18+_AP_Asn	10052
% 18+_AP_Asn	1.69%
D 20_Pres	124120.19
R 20_Pres	286054.54
20_Pres	410174.73
% 20_Pres	55.01%
Total CVAP 19	566714.26
% Total CVAP 19	76%
NH CVAP 19	550531.02
NH White CVAP 19	505434.53
NH Black CVAP 19	34875.70
NH Asian CVAP 19	5036.29
H CVAP 19	16153.79

District: 6



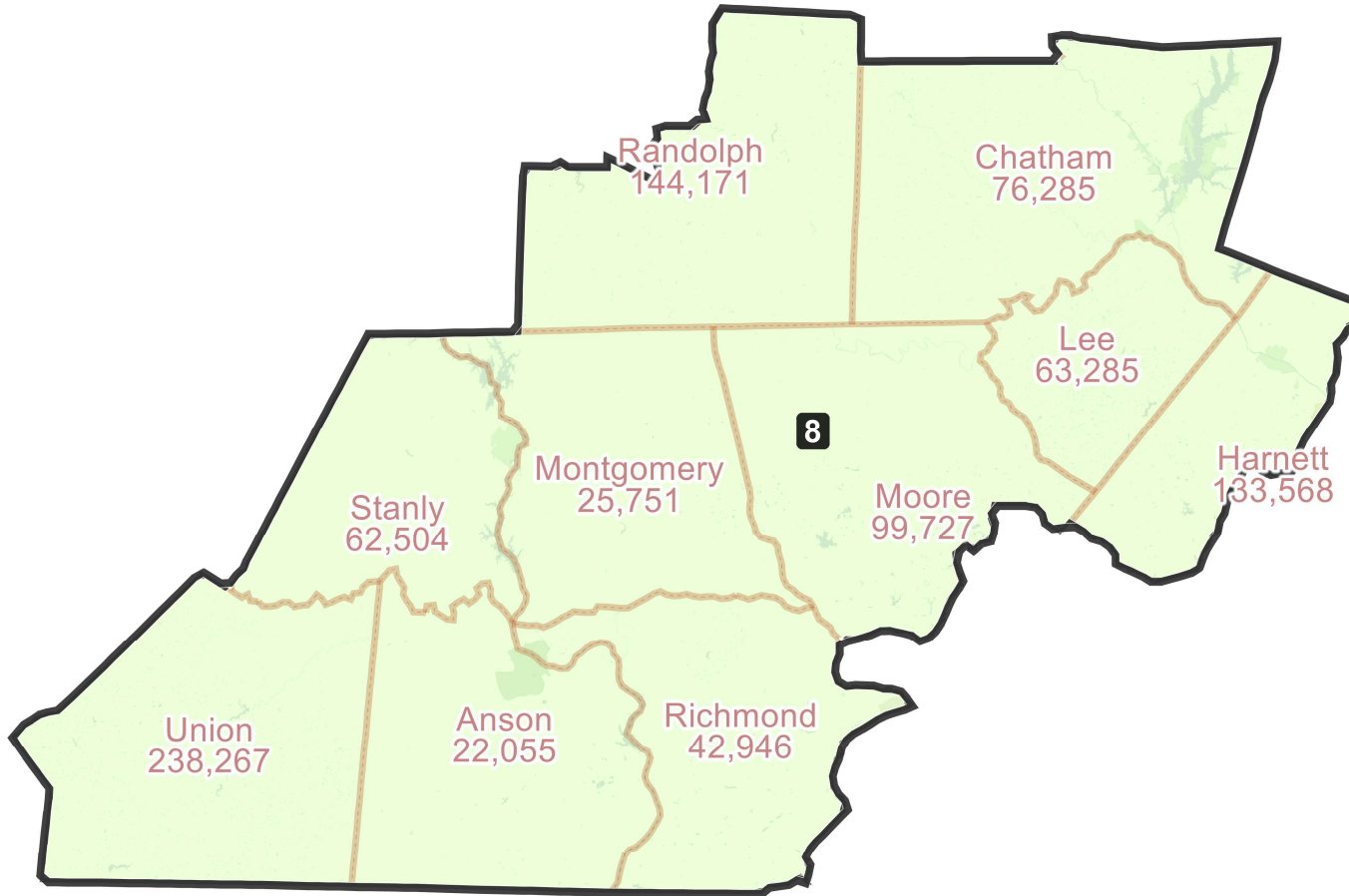
Field	Value
District	6
Population	745671
Deviation	0
% Deviation	0%
% D 20_Pres	54.6%
% R 20_Pres	45.4%
% NH CVAP 19	96.9%
% NH White CVAP 19	69.3%
% NH Black CVAP 19	24.4%
% NH Asian CVAP 19	2.0%
% H CVAP 19	3.1%
Reock	0.6
18+_Pop	587616
% 18+_Pop	78.8%
NH18+_Wht	366713
% NH18+_Wht	62.41%
H18+_Pop	45474
% H18+_Pop	7.74%
18+_AP_BlK	144886
% 18+_AP_BlK	24.66%
18+_AP_Asn	20893
% 18+_AP_Asn	3.56%
D 20_Pres	219459.61
R 20_Pres	182527.30
20_Pres	401986.91
% 20_Pres	53.91%
Total CVAP 19	535787.69
% Total CVAP 19	71.85%
NH CVAP 19	518939.25
NH White CVAP 19	371370.32
NH Black CVAP 19	130993.79
NH Asian CVAP 19	10485.75
H CVAP 19	16850.67

District: 7



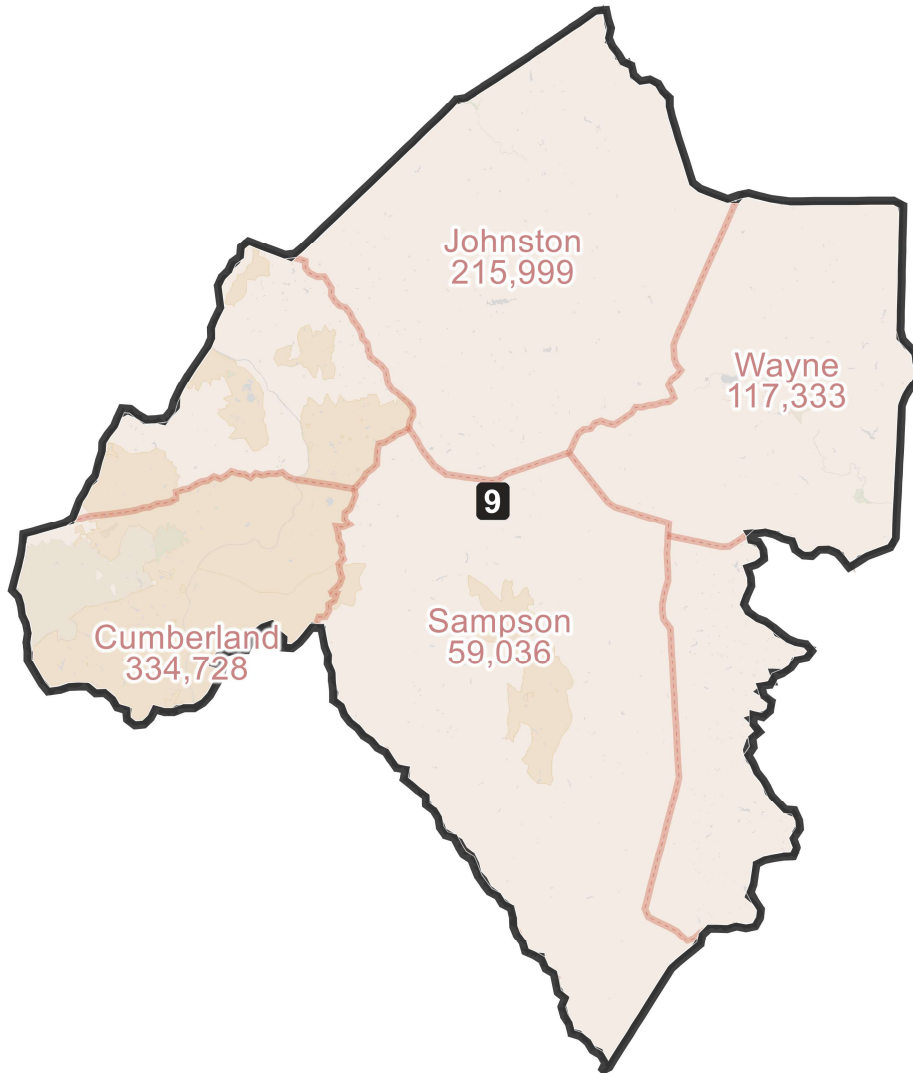
Field	Value
District	7
Population	745671
Deviation	0
% Deviation	0%
% D 20_Pres	44.4%
% R 20_Pres	55.6%
% NH CVAP 19	96.7%
% NH White CVAP 19	65.8%
% NH Black CVAP 19	20.3%
% NH Asian CVAP 19	1.1%
% H CVAP 19	3.3%
Reock	0.38
18+_Pop	591787
% 18+_Pop	79.36%
NH18+_Wht	374811
% NH18+_Wht	63.34%
H18+_Pop	38044
% H18+_Pop	6.43%
18+_AP_BlK	115420
% 18+_AP_BlK	19.5%
18+_AP_Asn	9977
% 18+_AP_Asn	1.69%
D 20_Pres	175587.73
R 20_Pres	219548.11
20_Pres	395135.84
% 20_Pres	52.99%
Total CVAP 19	584358.28
% Total CVAP 19	78.37%
NH CVAP 19	565196.41
NH White CVAP 19	384351.63
NH Black CVAP 19	118616.76
NH Asian CVAP 19	6221.36
H CVAP 19	19109.93

District: 8



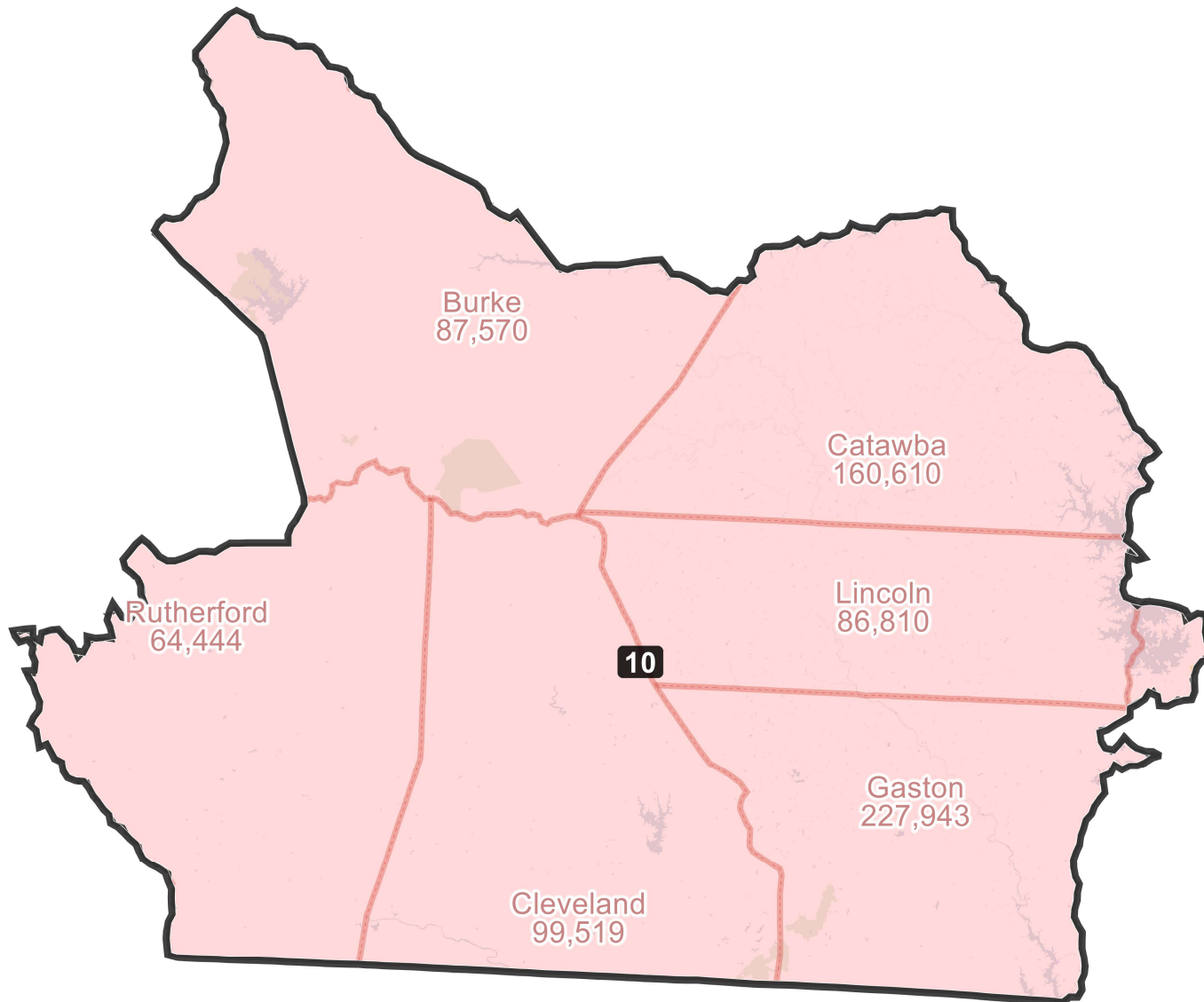
Field	Value
District	8
Population	745671
Deviation	0
% Deviation	0%
% D 20_Pres	37.9%
% R 20_Pres	62.1%
% NH CVAP 19	95.3%
% NH White CVAP 19	76.5%
% NH Black CVAP 19	15.9%
% NH Asian CVAP 19	1.7%
% H CVAP 19	4.7%
Reock	0.38
18+_Pop	566228
% 18+_Pop	75.94%
NH18+_Wht	397930
% NH18+_Wht	70.28%
H18+_Pop	57194
% H18+_Pop	10.1%
18+_AP_BlK	84441
% 18+_AP_BlK	14.91%
18+_AP_Asn	14177
% 18+_AP_Asn	2.5%
D 20_Pres	148394.11
R 20_Pres	243233.92
20_Pres	391628.03
% 20_Pres	52.52%
Total CVAP 19	525393.28
% Total CVAP 19	70.46%
NH CVAP 19	500787.05
NH White CVAP 19	402111.69
NH Black CVAP 19	83486.72
NH Asian CVAP 19	8774.51
H CVAP 19	24574.88

District: 9



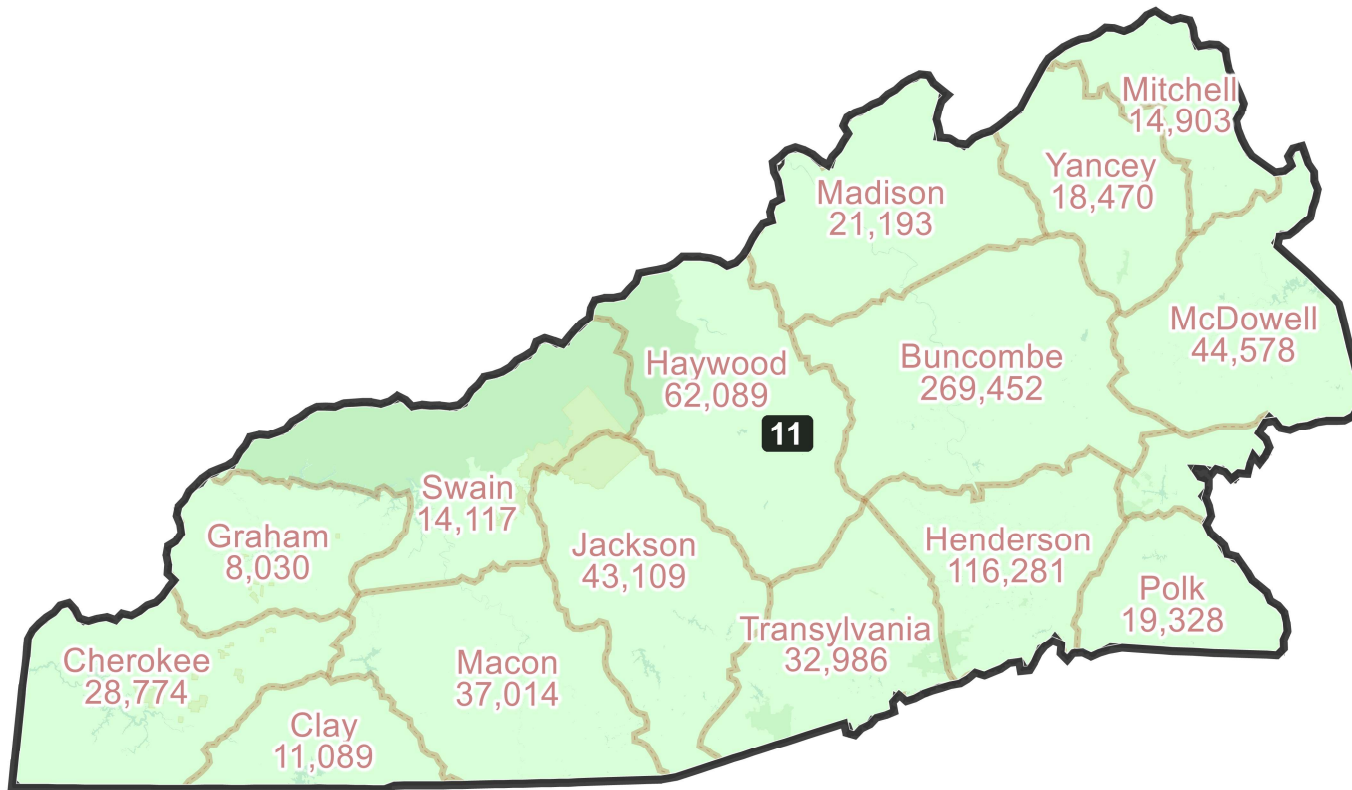
Field	Value
District	9
Population	745671
Deviation	0
% Deviation	0%
% D 20_Pres	47.4%
% R 20_Pres	52.6%
% NH CVAP 19	92.8%
% NH White CVAP 19	58.4%
% NH Black CVAP 19	30.9%
% NH Asian CVAP 19	1.5%
% H CVAP 19	7.2%
Reock	0.54
18+_Pop	566348
% 18+_Pop	75.95%
NH18+_Wht	299180
% NH18+_Wht	52.83%
H18+_Pop	69269
% H18+_Pop	12.23%
18+_AP_Blk	173771
% 18+_AP_Blk	30.68%
18+_AP_Asn	13643
% 18+_AP_Asn	2.41%
D 20_Pres	162190.09
R 20_Pres	180028.48
20_Pres	342218.57
% 20_Pres	45.89%
Total CVAP 19	529847.89
% Total CVAP 19	71.06%
NH CVAP 19	491847.74
NH White CVAP 19	309386.63
NH Black CVAP 19	163521.64
NH Asian CVAP 19	7843.29
H CVAP 19	37968.90

District: 10



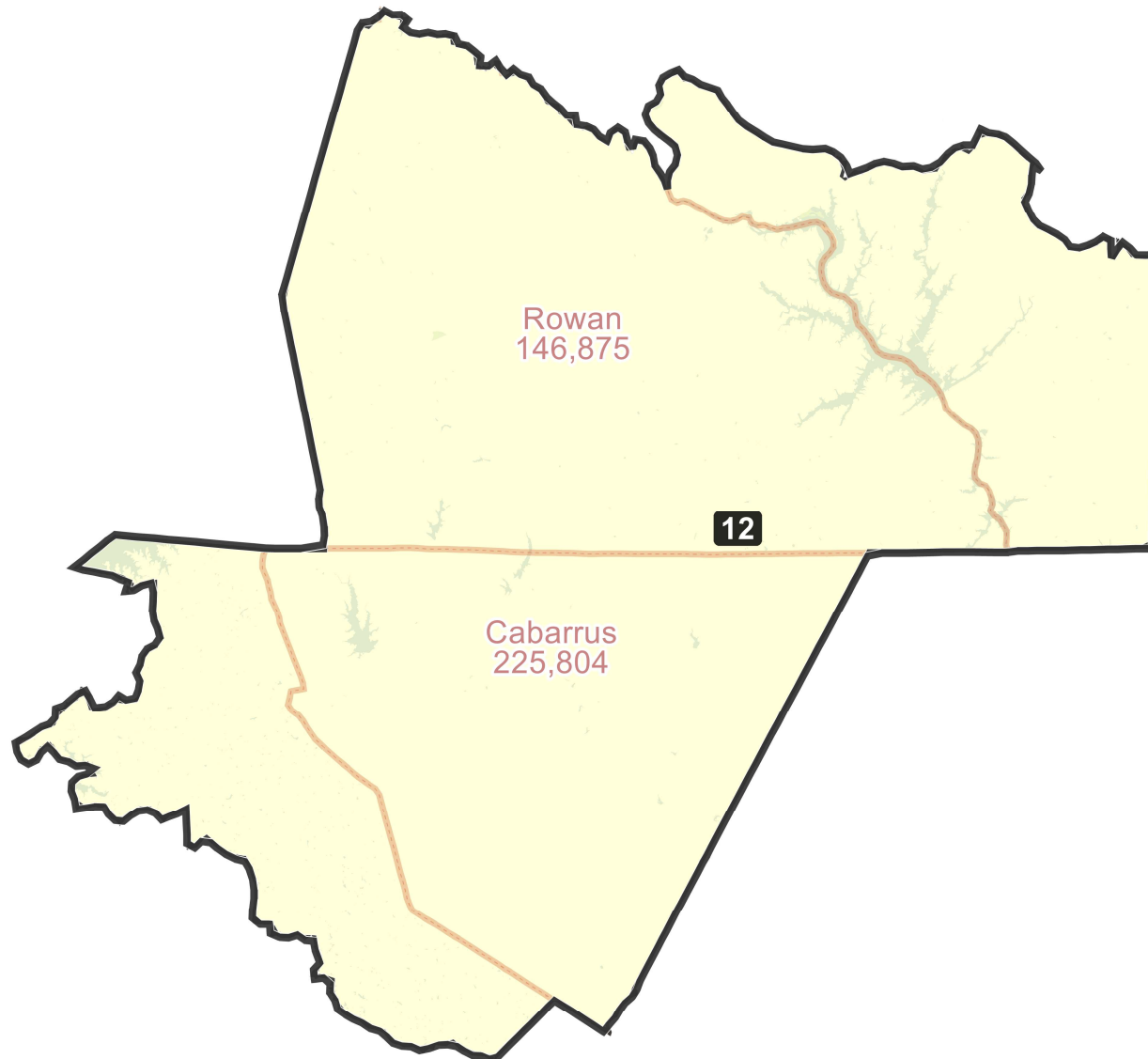
Field	Value
District	10
Population	745670
Deviation	-1
% Deviation	-0%
% D 20_Pres	32.3%
% R 20_Pres	67.7%
% NH CVAP 19	96.9%
% NH White CVAP 19	82.2%
% NH Black CVAP 19	12.2%
% NH Asian CVAP 19	1.7%
% H CVAP 19	3.1%
Reock	0.55
18+_Pop	586720
% 18+_Pop	78.68%
NH18+_Wht	447631
% NH18+_Wht	76.29%
H18+_Pop	38407
% H18+_Pop	6.55%
18+_AP_BlK	73578
% 18+_AP_BlK	12.54%
18+_AP_Asn	13657
% 18+_AP_Asn	2.33%
D 20_Pres	124758.35
R 20_Pres	261324.88
20_Pres	386083.23
% 20_Pres	51.78%
Total CVAP 19	553956.01
% Total CVAP 19	74.29%
NH CVAP 19	536934.95
NH White CVAP 19	455128.42
NH Black CVAP 19	67310.28
NH Asian CVAP 19	9379.07
H CVAP 19	16975.09

District: 11



Field	Value
District	11
Population	745670
Deviation	-1
% Deviation	-0%
% D 20_Pres	44.7%
% R 20_Pres	55.3%
% NH CVAP 19	97.5%
% NH White CVAP 19	90.7%
% NH Black CVAP 19	3.9%
% NH Asian CVAP 19	0.8%
% H CVAP 19	2.5%
Reock	0.36
18+_Pop	609982
% 18+_Pop	81.8%
NH18+_Wht	517097
% NH18+_Wht	84.77%
H18+_Pop	37697
% H18+_Pop	6.18%
18+_AP_BlK	23703
% 18+_AP_BlK	3.89%
18+_AP_Asn	7848
% 18+_AP_Asn	1.29%
D 20_Pres	191944.54
R 20_Pres	237444.07
20_Pres	429388.61
% 20_Pres	57.58%
Total CVAP 19	574586.16
% Total CVAP 19	77.06%
NH CVAP 19	560310.23
NH White CVAP 19	520951.53
NH Black CVAP 19	22436.26
NH Asian CVAP 19	4545.45
H CVAP 19	14189.93

District: 12



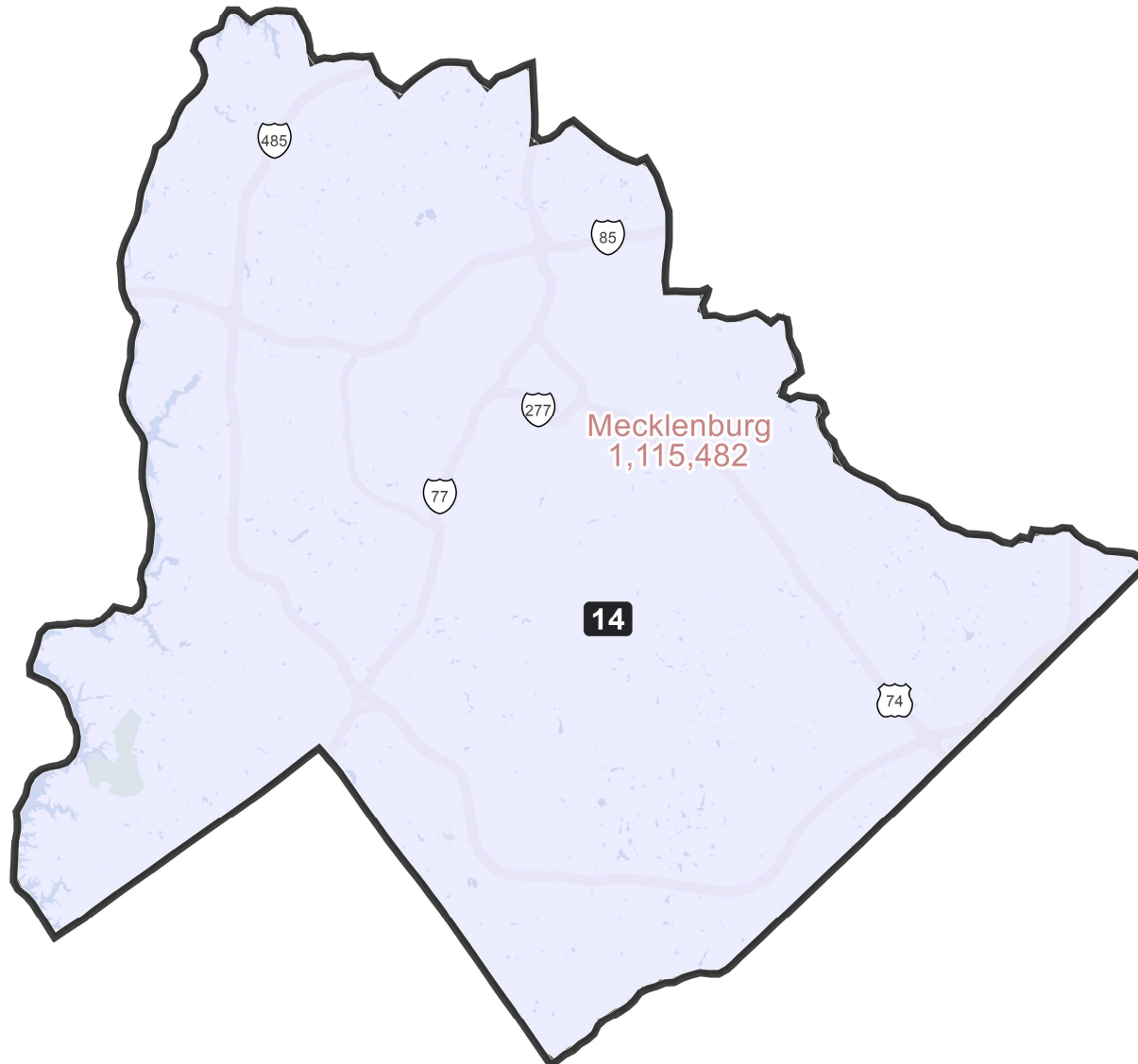
Field	Value
District	12
Population	745670
Deviation	-1
% Deviation	-0%
% D 20_Pres	52.8%
% R 20_Pres	47.2%
% NH CVAP 19	95.1%
% NH White CVAP 19	64.2%
% NH Black CVAP 19	27.3%
% NH Asian CVAP 19	2.4%
% H CVAP 19	4.9%
Reock	0.51
18+_Pop	569232
% 18+_Pop	76.34%
NH18+_Wht	317461
% NH18+_Wht	55.77%
H18+_Pop	62301
% H18+_Pop	10.94%
18+_AP_BlK	152875
% 18+_AP_BlK	26.86%
18+_AP_Asn	28584
% 18+_AP_Asn	5.02%
D 20_Pres	195333.16
R 20_Pres	174415.86
20_Pres	369749.01
% 20_Pres	49.59%
Total CVAP 19	485153.44
% Total CVAP 19	65.06%
NH CVAP 19	461303.86
NH White CVAP 19	311710.13
NH Black CVAP 19	132484.15
NH Asian CVAP 19	11544.63
H CVAP 19	23853.84

District: 13



Field	Value
District	13
Population	745670
Deviation	-1
% Deviation	-0%
% D 20_Pres	51.5%
% R 20_Pres	48.5%
% NH CVAP 19	95.5%
% NH White CVAP 19	63.3%
% NH Black CVAP 19	28.5%
% NH Asian CVAP 19	2.5%
% H CVAP 19	4.5%
Reock	0.58
18+_Pop	580798
% 18+_Pop	77.89%
NH18+_Wht	333025
% NH18+_Wht	57.34%
H18+_Pop	60426
% H18+_Pop	10.4%
18+_AP_BlK	155940
% 18+_AP_BlK	26.85%
18+_AP_Asn	22431
% 18+_AP_Asn	3.86%
D 20_Pres	190693.88
R 20_Pres	179352.74
20_Pres	370046.62
% 20_Pres	49.63%
Total CVAP 19	526829.79
% Total CVAP 19	70.65%
NH CVAP 19	503146.51
NH White CVAP 19	333607.92
NH Black CVAP 19	150270.62
NH Asian CVAP 19	12937.34
H CVAP 19	23687.66

District: 14



Field	Value
District	14
Population	745670
Deviation	-1
% Deviation	-0%
% D 20_Pres	67.6%
% R 20_Pres	32.4%
% NH CVAP 19	94.2%
% NH White CVAP 19	57.2%
% NH Black CVAP 19	31.8%
% NH Asian CVAP 19	4.0%
% H CVAP 19	5.8%
Reock	0.52
18+_Pop	576292
% 18+_Pop	77.29%
NH18+_Wht	287580
% NH18+_Wht	49.9%
H18+_Pop	78030
% H18+_Pop	13.54%
18+_AP_BlK	163478
% 18+_AP_BlK	28.37%
18+_AP_Asn	41222
% 18+_AP_Asn	7.15%
D 20_Pres	253881.14
R 20_Pres	121517.53
20_Pres	375398.68
% 20_Pres	50.34%
Total CVAP 19	492207.80
% Total CVAP 19	66.01%
NH CVAP 19	463460.26
NH White CVAP 19	281514.68
NH Black CVAP 19	156734.22
NH Asian CVAP 19	19771.76
H CVAP 19	28691.67