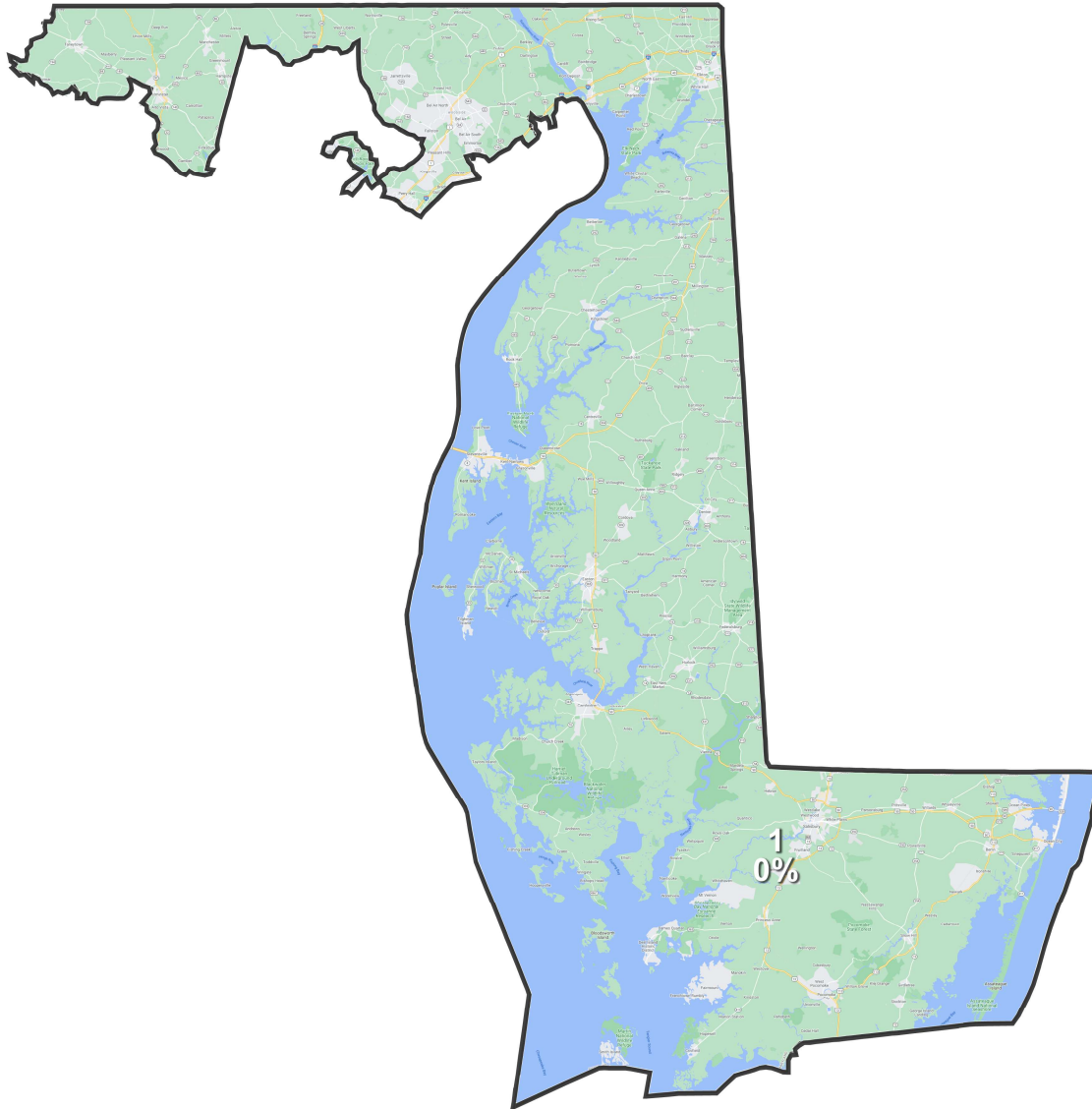
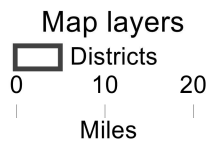


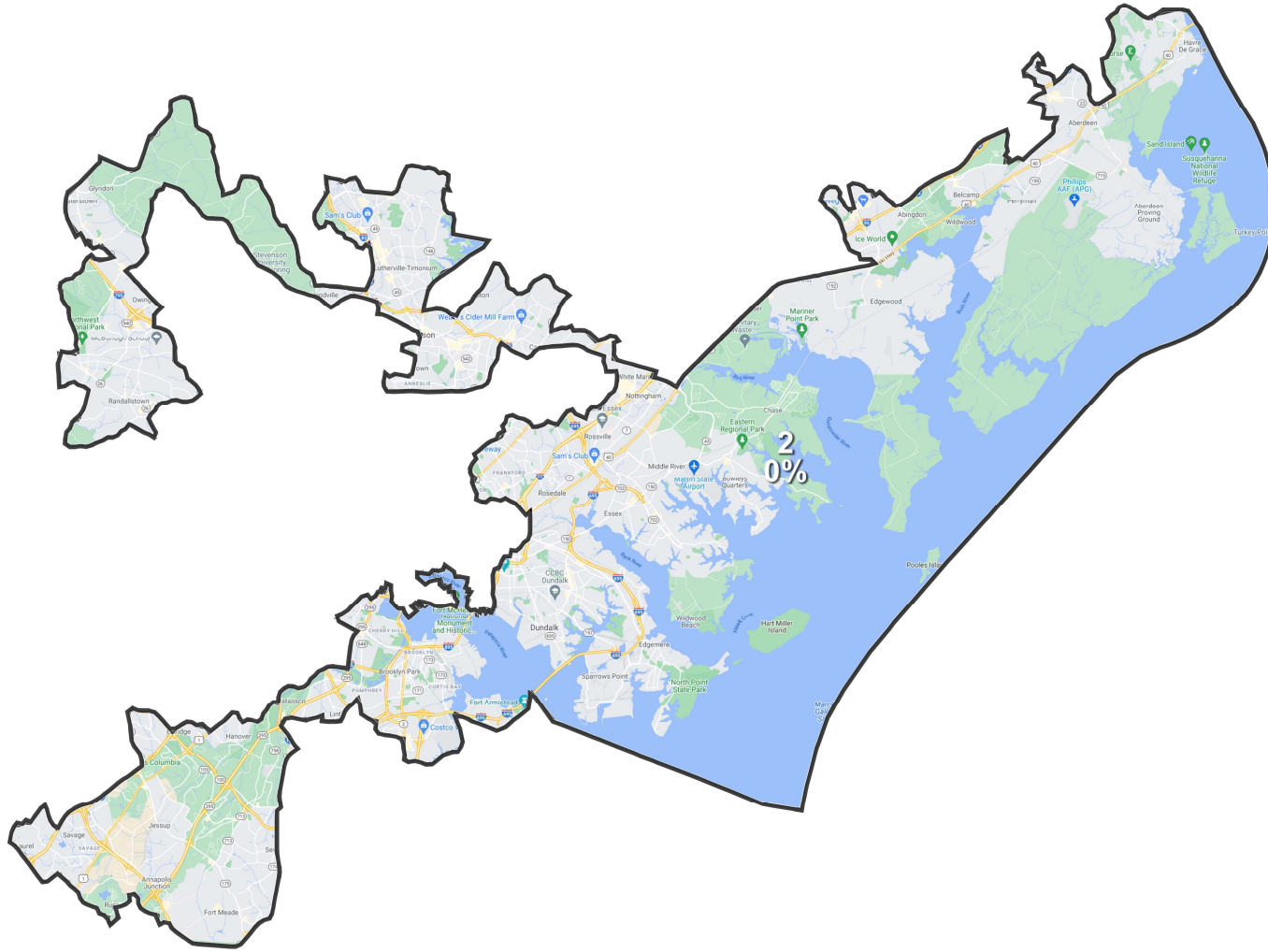
# District: 1



Field	Value
District	1
Adj_Population	771925
Deviation	0
% Deviation	0%
ernate Schwartzberg	2.45
Polsby Popper	0.17
Perimeter	648.59
Reock	0.27
NH_Wht	586270
% NH_Wht	75.84%
AP_BlK	104599
% AP_BlK	13.53%
AP_Ind	15461
% AP_Ind	2%
AP_Asn	26574
% AP_Asn	3.44%
AP_Hwn	1217
% AP_Hwn	0.16%
AP_Oth	37407
% AP_Oth	4.84%
Hispanic Origin	40023
% Hispanic Origin	5.18%
18+_Pop	609425
NH18+_Wht	478132
% NH18+_Wht	78.46%
18+_AP_BlK	75086
% 18+_AP_BlK	12.32%
18+_AP_Ind	11151
% 18+_AP_Ind	1.83%
18+_AP_Asn	18640
% 18+_AP_Asn	3.06%
18+_AP_Hwn	793
% 18+_AP_Hwn	0.13%
18+_AP_Oth	24772
% 18+_AP_Oth	4.06%



# District: 2

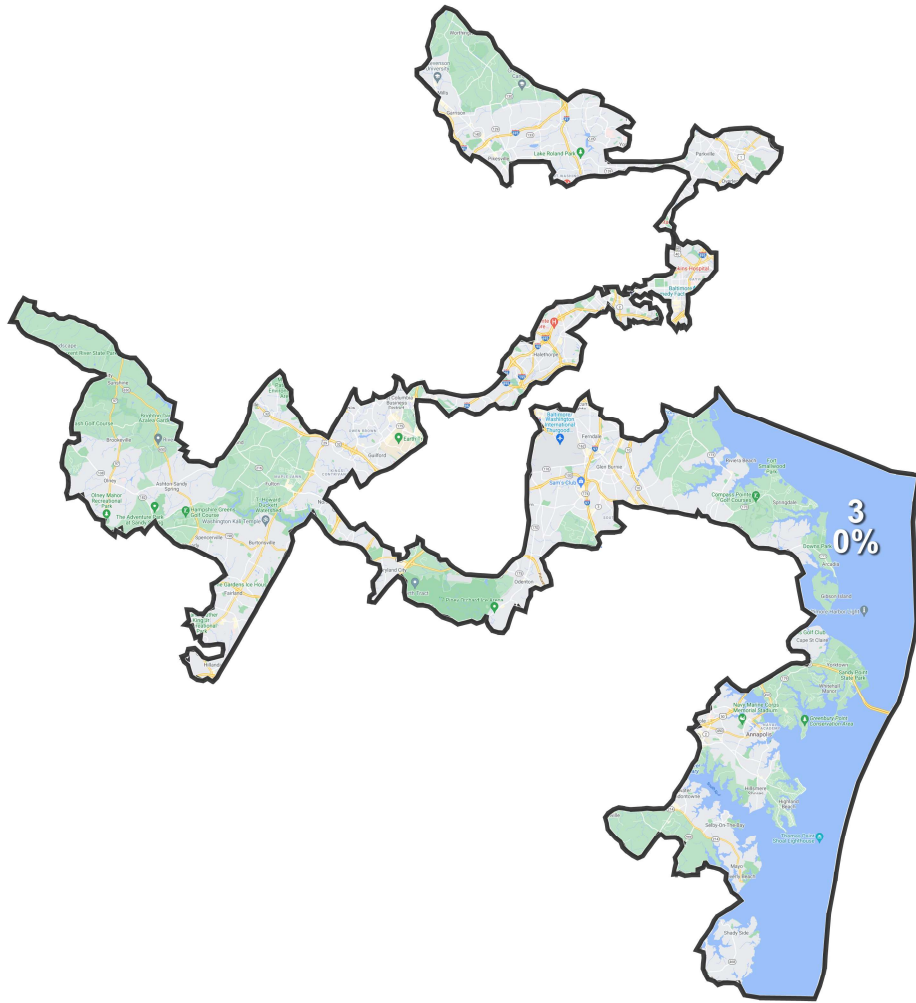


Field	Value
District	2
Adj_Population	771925
Deviation	0
% Deviation	0%
ernate Schwartzberg	3.88
Polsby Popper	0.07
Perimeter	312.78
Reock	0.25
NH_Wht	340262
% NH_Wht	43.99%
AP_BlK	297149
% AP_BlK	38.42%
AP_Ind	17488
% AP_Ind	2.26%
AP_Asn	53581
% AP_Asn	6.93%
AP_Hwn	1498
% AP_Hwn	0.19%
AP_Oth	66822
% AP_Oth	8.64%
Hispanic Origin	74877
% Hispanic Origin	9.68%
18+_Pop	596847
NH18+_Wht	286024
% NH18+_Wht	47.92%
18+_AP_BlK	214694
% 18+_AP_BlK	35.97%
18+_AP_Ind	12644
% 18+_AP_Ind	2.12%
18+_AP_Asn	39946
% 18+_AP_Asn	6.69%
18+_AP_Hwn	962
% 18+_AP_Hwn	0.16%
18+_AP_Oth	44826
% 18+_AP_Oth	7.51%

Map layers



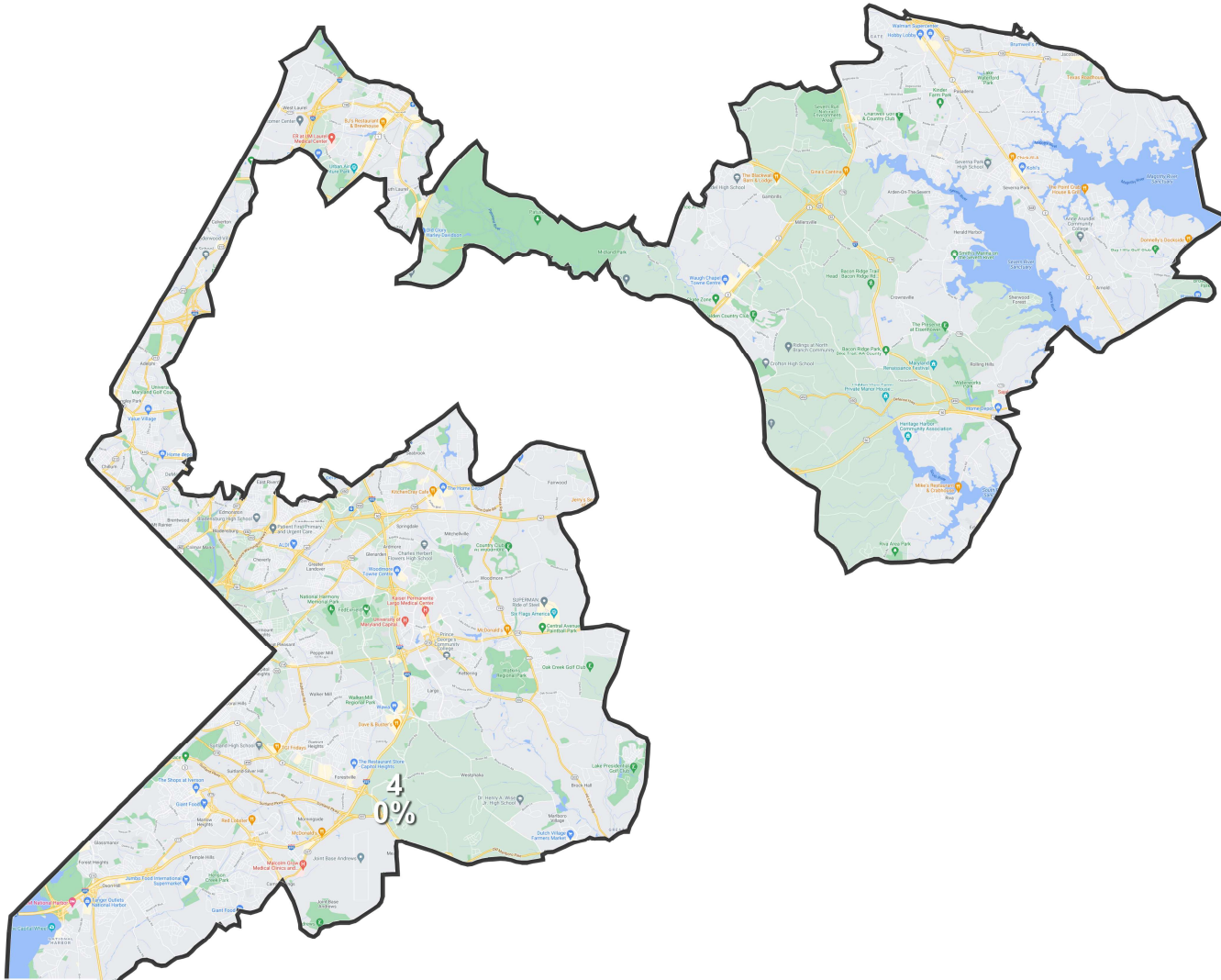
# District: 3



Field	Value
District	3
Adj_Population	771925
Deviation	0
% Deviation	0%
ernate Schwartzberg	5.33
Polsby Popper	0.04
Perimeter	404.03
Reock	0.22
NH_Wht	415818
% NH_Wht	53.96%
AP_BlK	192226
% AP_BlK	24.95%
AP_Ind	15340
% AP_Ind	1.99%
AP_Asn	68441
% AP_Asn	8.88%
AP_Hwn	1442
% AP_Hwn	0.19%
AP_Oth	78023
% AP_Oth	10.13%
Hispanic Origin	86028
% Hispanic Origin	11.16%
18+_Pop	603406
NH18+_Wht	347552
% NH18+_Wht	57.6%
18+_AP_BlK	139351
% 18+_AP_BlK	23.09%
18+_AP_Ind	11158
% 18+_AP_Ind	1.85%
18+_AP_Asn	51438
% 18+_AP_Asn	8.52%
18+_AP_Hwn	1036
% 18+_AP_Hwn	0.17%
18+_AP_Oth	53159
% 18+_AP_Oth	8.81%
H18+_Pop	57203
% H18+_Pop	9.48%
Population	770538
% Population	99.82%
D 20_Pres	255980.06



# District: 4



Field	Value
District	4
Adj_Population	771925
Deviation	0
% Deviation	0%
ernate Schwartzberg	3.18
Polsby Popper	0.1
Perimeter	197.36
Reock	0.25
NH_Wht	164900
% NH_Wht	21.4%
AP_BlK	421251
% AP_BlK	54.66%
AP_Ind	19045
% AP_Ind	2.47%
AP_Asn	32881
% AP_Asn	4.27%
AP_Hwn	1417
% AP_Hwn	0.18%
AP_Oth	138894
% AP_Oth	18.02%
Hispanic Origin	153628
% Hispanic Origin	19.94%
18+_Pop	594194
NH18+_Wht	134308
% NH18+_Wht	22.6%
18+_AP_BlK	331682
% 18+_AP_BlK	55.82%
18+_AP_Ind	13991
% 18+_AP_Ind	2.35%
18+_AP_Asn	24909
% 18+_AP_Asn	4.19%
18+_AP_Hwn	1048
% 18+_AP_Hwn	0.18%
18+_AP_Oth	95132
% 18+_AP_Oth	16.01%

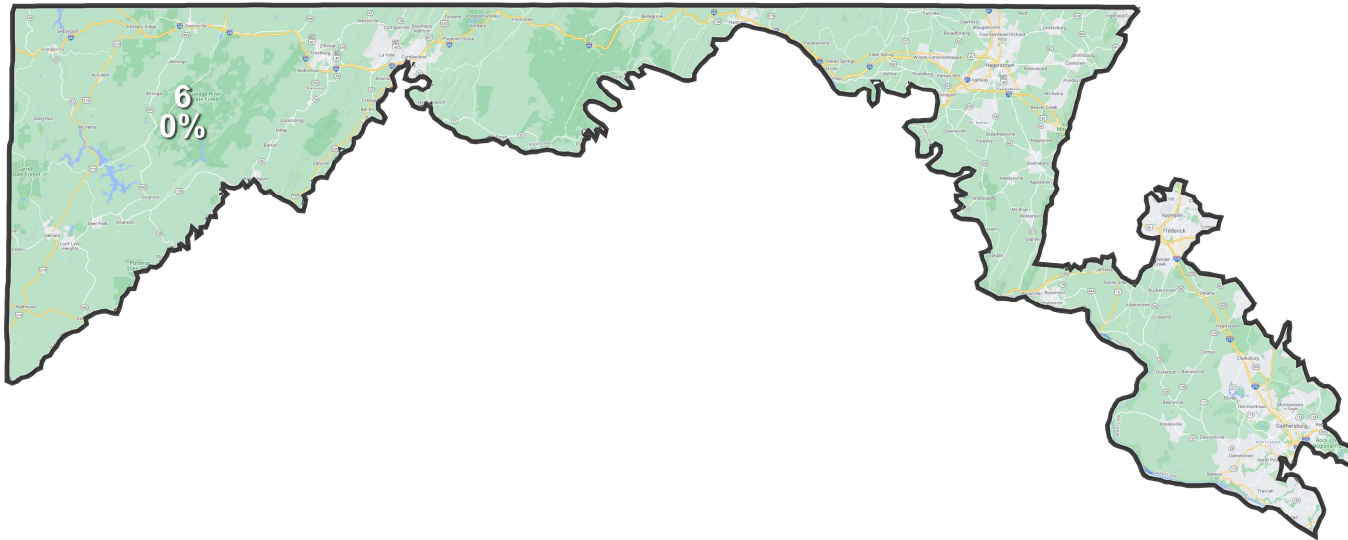


# District: 5



Field	Value
District	5
Adj_Population	771926
Deviation	1
% Deviation	0%
ernate Schwartzberg	1.85
Polsby Popper	0.29
Perimeter	309.13
Reock	0.35
NH_Wht	302536
% NH_Wht	39.24%
AP_BlK	332454
% AP_BlK	43.12%
AP_Ind	19238
% AP_Ind	2.5%
AP_Asn	45003
% AP_Asn	5.84%
AP_Hwn	1859
% AP_Hwn	0.24%
AP_Oth	77657
% AP_Oth	10.07%
Hispanic Origin	86594
% Hispanic Origin	11.23%
18+_Pop	600692
NH18+_Wht	248356
% NH18+_Wht	41.34%
18+_AP_BlK	254446
% 18+_AP_BlK	42.36%
18+_AP_Ind	14006
% 18+_AP_Ind	2.33%
18+_AP_Asn	34628
% 18+_AP_Asn	5.76%
18+_AP_Hwn	1242
% 18+_AP_Hwn	0.21%
18+_AP_Oth	53230
% 18+_AP_Oth	8.86%
H18+_Pop	57878
% H18+_Pop	9.64%
Population	770965
% Population	99.88%
D 20_Pres	270963.81

# District: 6

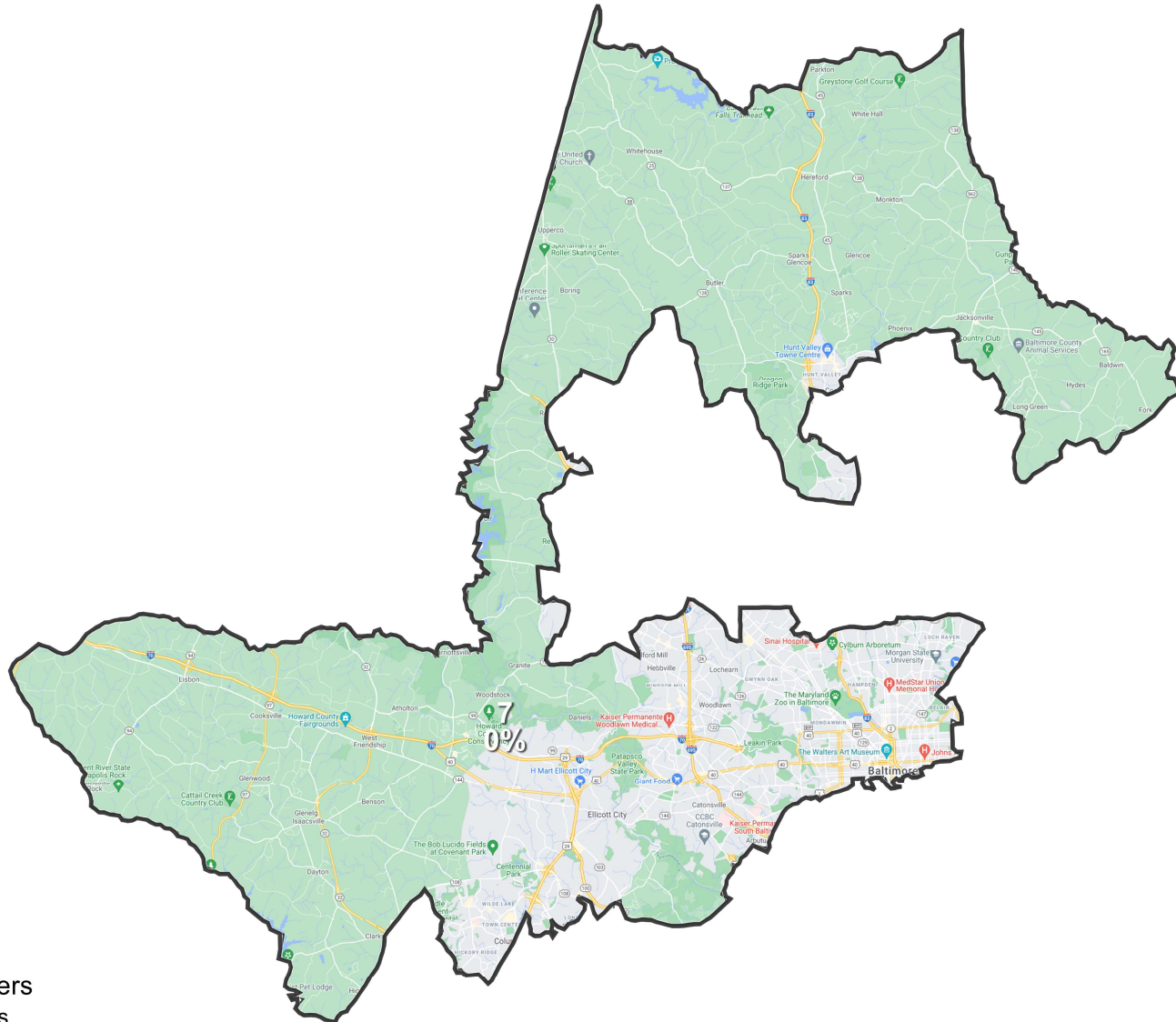


Field	Value
District	6
Adj_Population	771926
Deviation	1
% Deviation	0%
ernate Schwartzberg	3.62
Polsby Popper	0.08
Perimeter	571.38
Reock	0.14
NH_Wht	418662
% NH_Wht	53.82%
AP_BlK	130412
% AP_BlK	16.77%
AP_Ind	15664
% AP_Ind	2.01%
AP_Asn	103401
% AP_Asn	13.29%
AP_Hwn	1487
% AP_Hwn	0.19%
AP_Oth	103831
% AP_Oth	13.35%
Hispanic Origin	117747
% Hispanic Origin	15.14%
18+_Pop	600488
NH18+_Wht	344105
% NH18+_Wht	57.3%
18+_AP_BlK	91731
% 18+_AP_BlK	15.28%
18+_AP_Ind	11266
% 18+_AP_Ind	1.88%
18+_AP_Asn	76973
% 18+_AP_Asn	12.82%
18+_AP_Hwn	997
% 18+_AP_Hwn	0.17%
18+_AP_Oth	72251
% 18+_AP_Oth	12.03%

## Map layers



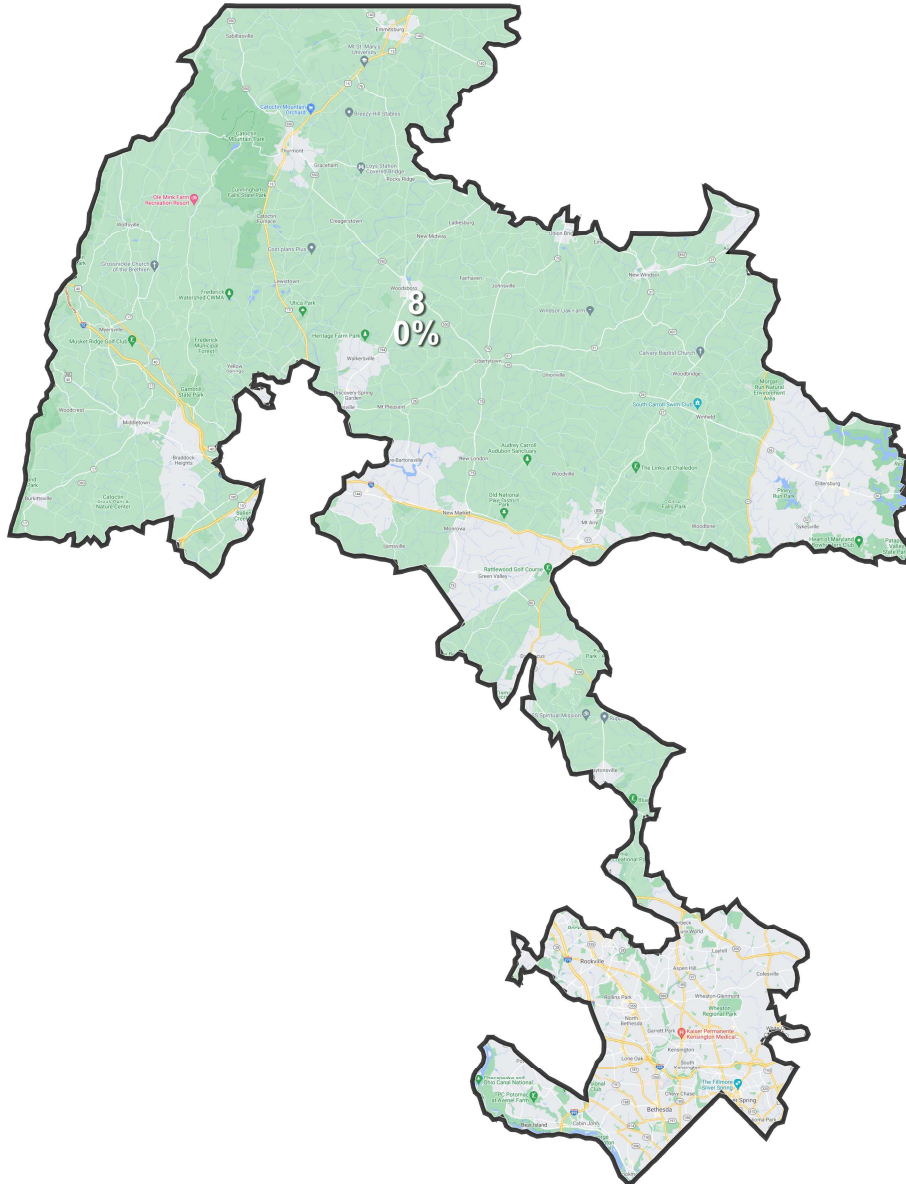
# District: 7



Field	Value
District	7
Adj_Population	771925
Deviation	0
% Deviation	0%
ernate Schwartzberg	3.19
Polsby Popper	0.1
Perimeter	253.66
Reock	0.36
NH_Wht	261100
% NH_Wht	33.96%
AP_Blk	382840
% AP_Blk	49.79%
AP_Ind	11413
% AP_Ind	1.48%
AP_Asn	79959
% AP_Asn	10.4%
AP_Hwn	1148
% AP_Hwn	0.15%
AP_Oth	38412
% AP_Oth	5%
Hispanic Origin	40897
% Hispanic Origin	5.32%
18+_Pop	610034
NH18+_Wht	218553
% NH18+_Wht	35.83%
18+_AP_Blk	298729
% 18+_AP_Blk	48.97%
18+_AP_Ind	8546
% 18+_AP_Ind	1.4%
18+_AP_Asn	60325
% 18+_AP_Asn	9.89%
18+_AP_Hwn	836
% 18+_AP_Hwn	0.14%
18+_AP_Oth	27087
% 18+_AP_Oth	4.44%



# District: 8



Field	Value
District	8
Adj_Population	771926
Deviation	1
% Deviation	0%
ernate Schwartzberg	3.45
Polsby Popper	0.08
Perimeter	350.12
Reock	0.31
NH_Wht	424234
% NH_Wht	54.96%
AP_BlK	116522
% AP_BlK	15.1%
AP_Ind	15001
% AP_Ind	1.94%
AP_Asn	92333
% AP_Asn	11.96%
AP_Hwn	1372
% AP_Hwn	0.18%
AP_Oth	119133
% AP_Oth	15.43%
Hispanic Origin	129951
% Hispanic Origin	16.83%
18+_Pop	600116
NH18+_Wht	344330
% NH18+_Wht	57.38%
18+_AP_BlK	87270
% 18+_AP_BlK	14.54%
18+_AP_Ind	10871
% 18+_AP_Ind	1.81%
18+_AP_Asn	69700
% 18+_AP_Asn	11.61%
18+_AP_Hwn	935
% 18+_AP_Hwn	0.16%
18+_AP_Oth	84978
% 18+_AP_Oth	14.16%
H18+_Pop	91260
% H18+_Pop	15.21%
Population	771914
% Population	100%
D 20_Pres	286221.13

