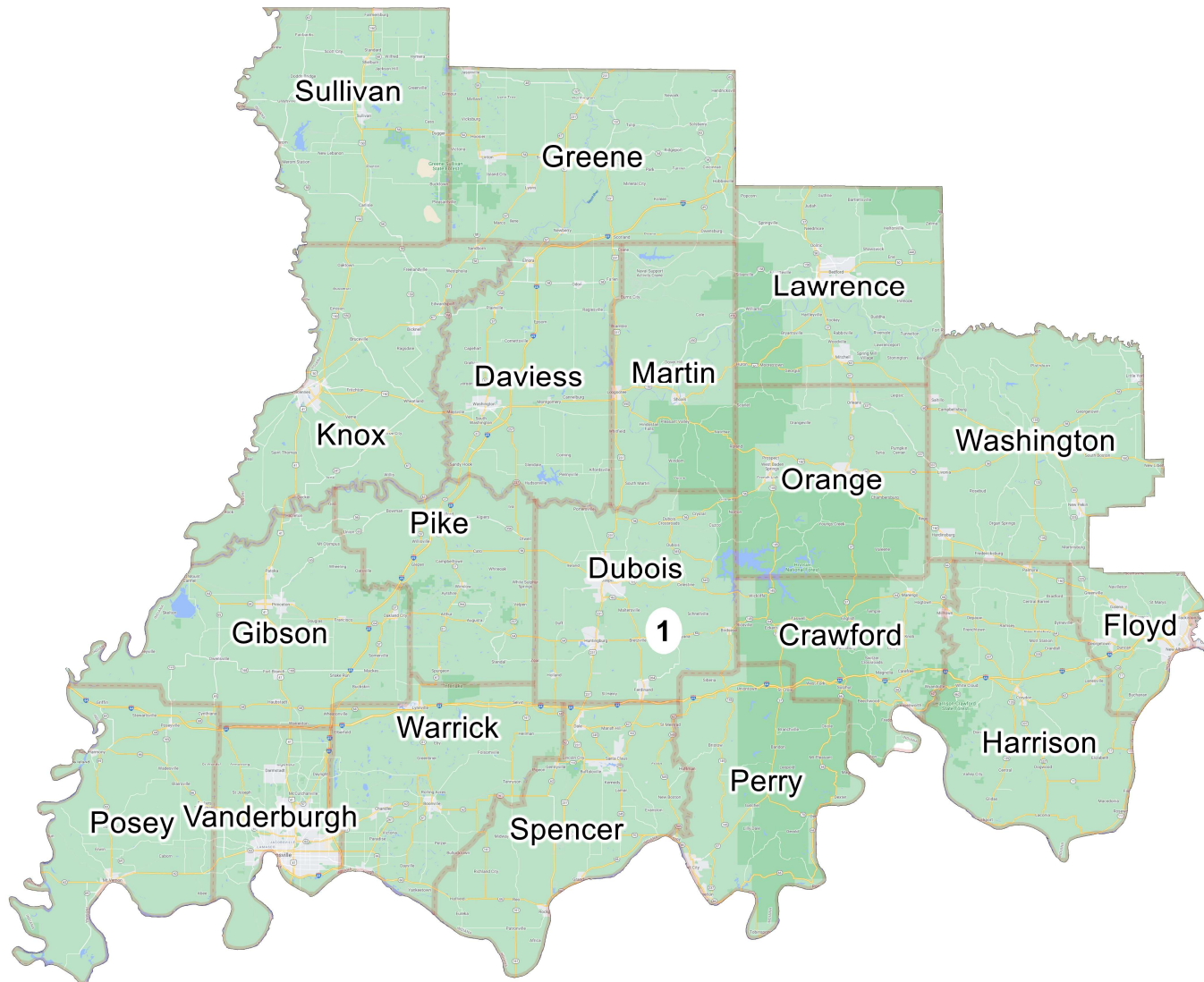
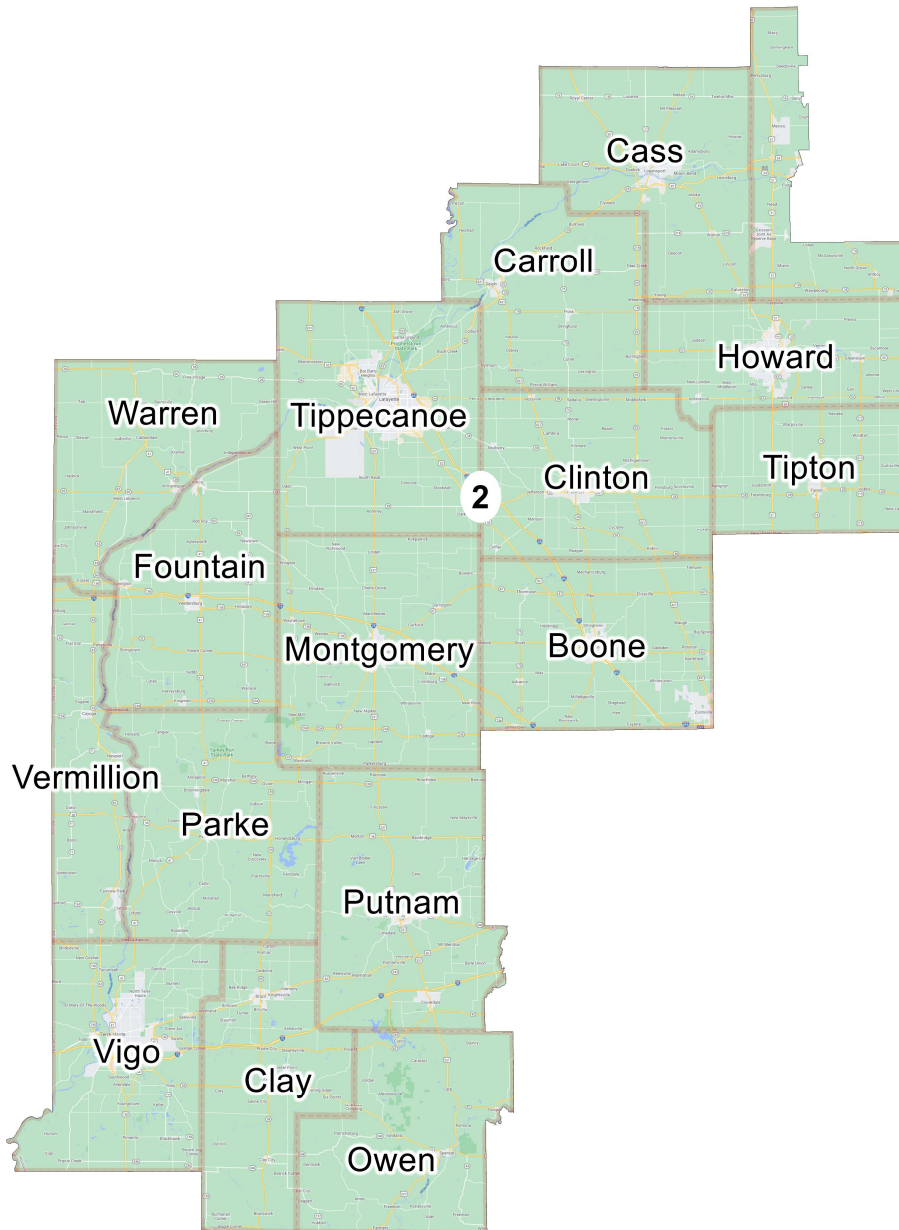


District: 1



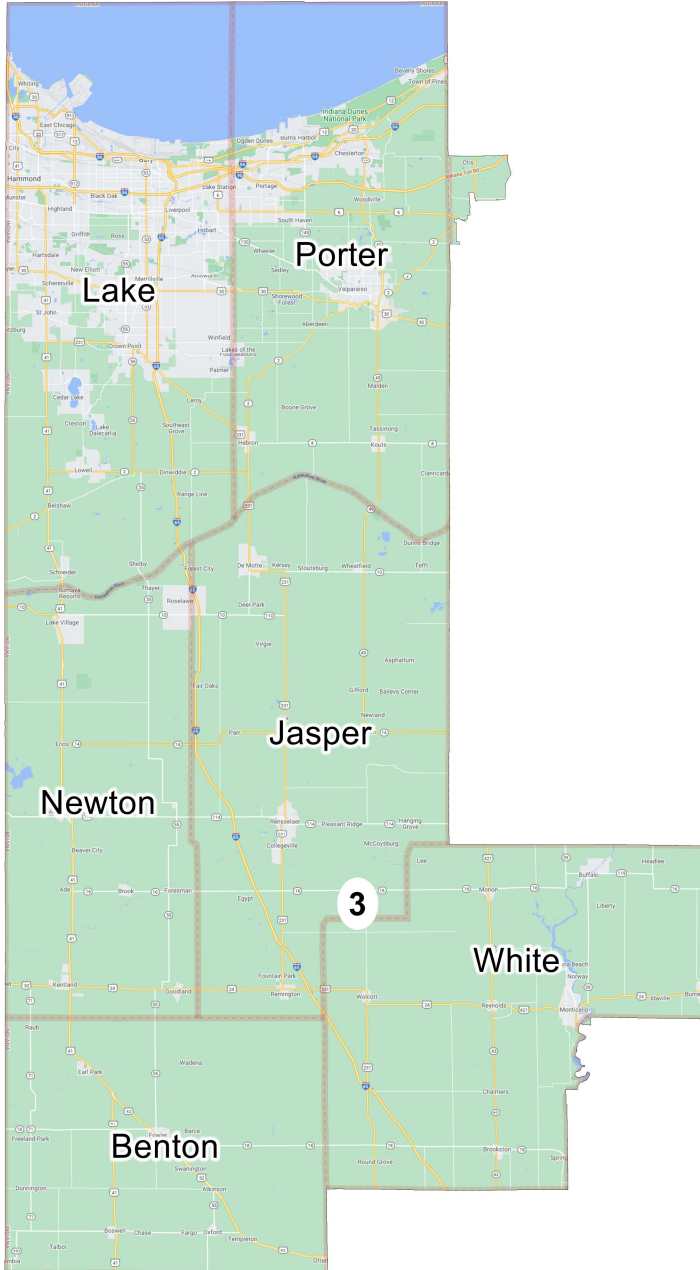
Field	Value
District	1
Population	753942
Deviation	-6
% Deviation	-0%
% D 20_Pres	33.21%
% R 20_Pres	66.79%
% NH CVAP 19	98.77%
% NH White CVAP 19	93.53%
% NH Black CVAP 19	3.79%
% NH Asian CVAP 19	0.74%
% H CVAP 19	1.23%
ernate Schwartzberg	2.07
Polsby Popper	0.23
Perimeter	646.37
Reock	0.51
NH_Wht	664268
% NH_Wht	88.11%
AP_BlK	37744
% AP_BlK	5.01%
AP_Ind	14643
% AP_Ind	1.94%
AP_Asn	10176
% AP_Asn	1.35%
AP_Hwn	1427
% AP_Hwn	0.19%
AP_Oth	22471
% AP_Oth	2.98%
Hispanic Origin	23748
% Hispanic Origin	3.15%
18+_Pop	582955
NH18+_Wht	523636
% NH18+_Wht	89.82%
18+_AP_BlK	24278
% 18+_AP_BlK	4.16%
18+_AP_Ind	10913

District: 2



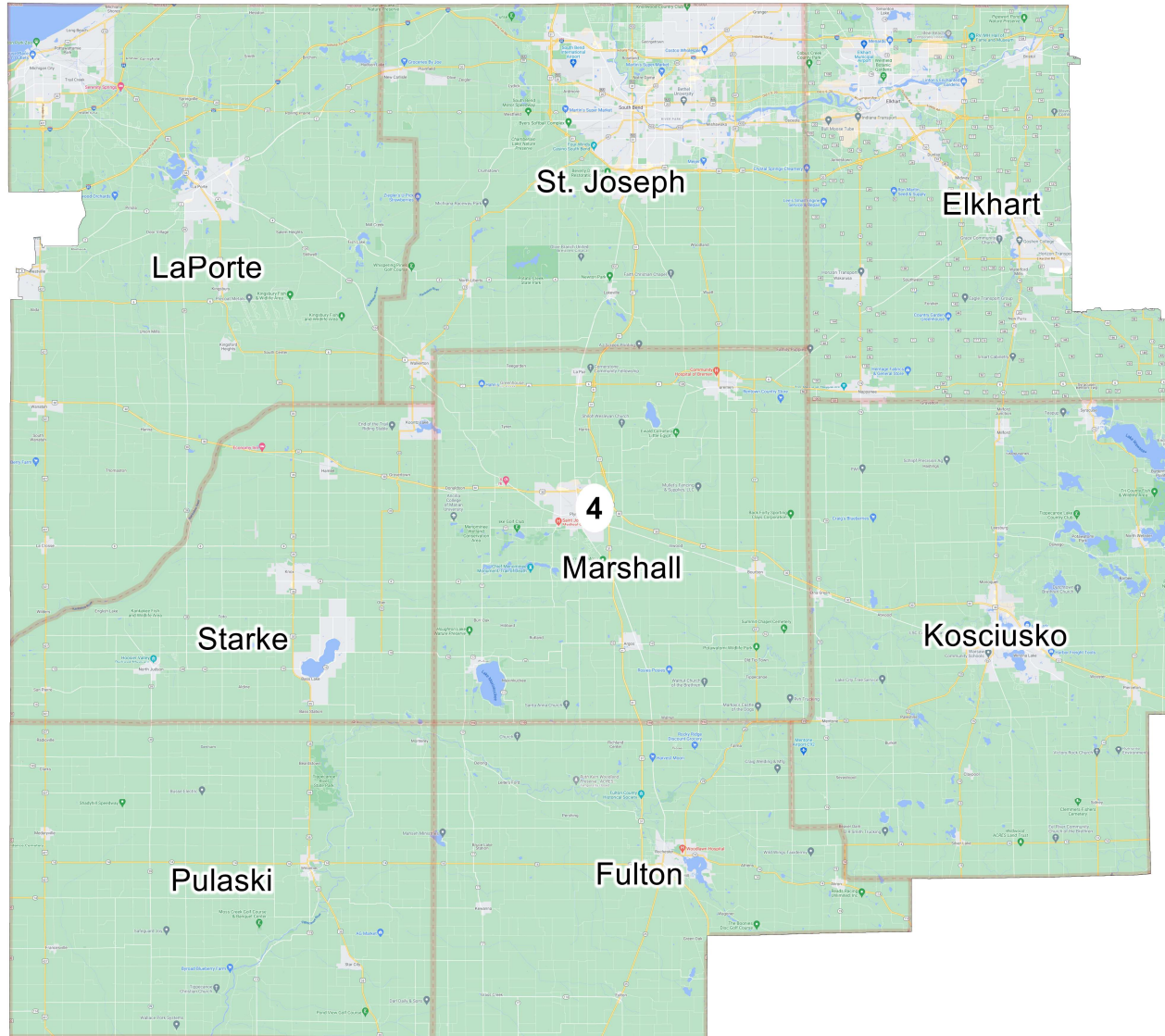
Field	Value
District	2
Population	753948
Deviation	0
% Deviation	0%
% D 20_Pres	35.4%
% R 20_Pres	64.6%
% NH CVAP 19	97.25%
% NH White CVAP 19	90.76%
% NH Black CVAP 19	4.07%
% NH Asian CVAP 19	1.46%
% H CVAP 19	2.76%
ernate Schwartzberg	1.63
Polsby Popper	0.38
Perimeter	466.4
Reock	0.39
NH_Wht	619854
% NH_Wht	82.21%
AP_Blkc	40507
% AP_Blkc	5.37%
AP_Ind	15292
% AP_Ind	2.03%
AP_Asn	28240
% AP_Asn	3.75%
AP_Hwn	3660
% AP_Hwn	0.49%
AP_Oth	41146
% AP_Oth	5.46%
Hispanic Origin	47428
% Hispanic Origin	6.29%
18+_Pop	586414
NH18+_Wht	492391
% NH18+_Wht	83.97%
18+_AP_Blkc	26739
% 18+_AP_Blkc	4.56%
18+_AP_Ind	11420
% 18+_AP_Ind	1.95%
18+_AP_Asn	22824
% 18+_AP_Asn	3.89%
18+_AP_Hwn	3294
% 18+_AP_Hwn	0.56%

District: 3



Field	Value
District	3
Population	753948
Deviation	0
% Deviation	0%
% D 20_Pres	51.43%
% R 20_Pres	48.57%
% NH CVAP 19	87.79%
% NH White CVAP 19	69.59%
% NH Black CVAP 19	16.29%
% NH Asian CVAP 19	1.17%
% H CVAP 19	12.23%
ernate Schwartzberg	1.48
Polsby Popper	0.45
Perimeter	290.1
Reock	0.44
NH_Wht	459843
% NH_Wht	60.99%
AP_BlK	144022
% AP_BlK	19.1%
AP_Ind	17022
% AP_Ind	2.26%
AP_Asn	14369
% AP_Asn	1.91%
AP_Hwn	834
% AP_Hwn	0.11%
AP_Oth	93949
% AP_Oth	12.46%
Hispanic Origin	125414
% Hispanic Origin	16.63%
18+_Pop	578527
NH18+_Wht	373977
% NH18+_Wht	64.64%
18+_AP_BlK	100898
% 18+_AP_BlK	17.44%
18+_AP_Ind	12277
% 18+_AP_Ind	2.12%
18+_AP_Asn	10263
% 18+_AP_Asn	1.77%
18+_AP_Hwn	549
% 18+_AP_Hwn	0.09%

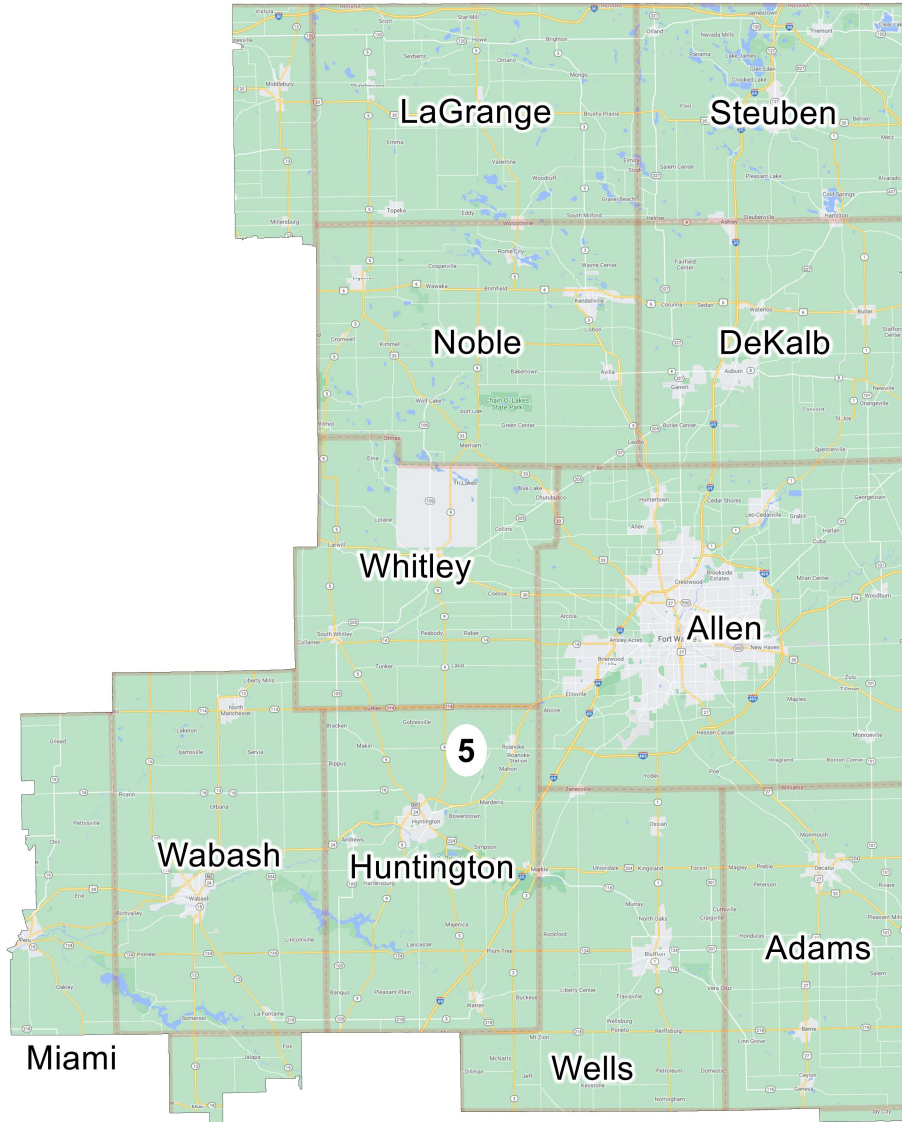
District: 4



©2021 CALIPER

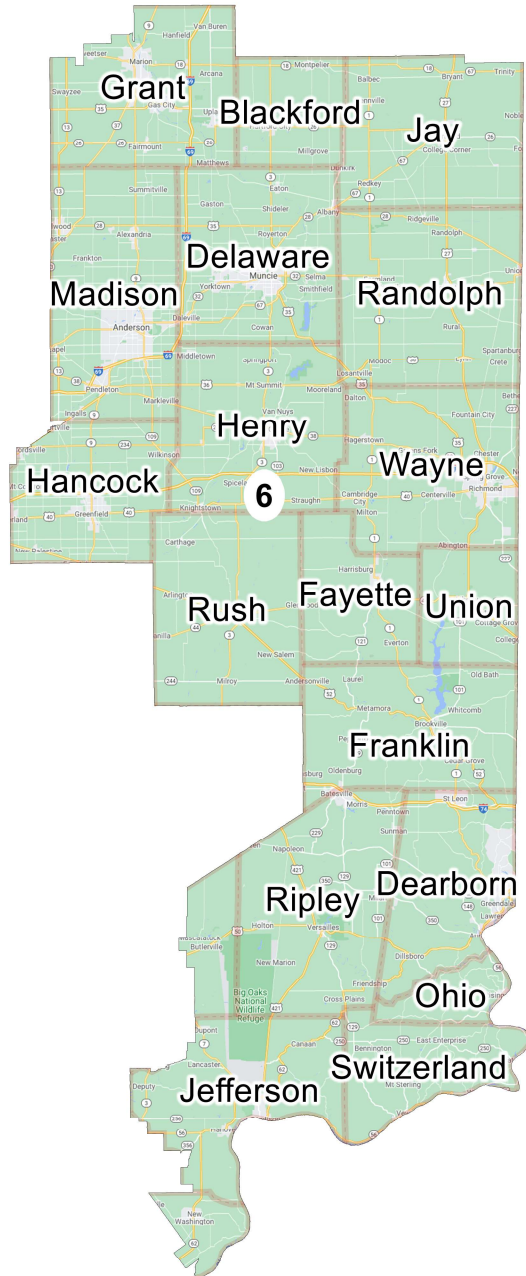
Field	Value
District	4
Population	753948
Deviation	0
% Deviation	0%
% D 20_Pres	41.47%
% R 20_Pres	58.53%
% NH CVAP 19	94.63%
% NH White CVAP 19	84.56%
% NH Black CVAP 19	8.06%
% NH Asian CVAP 19	1.12%
% H CVAP 19	5.37%
ernate Schwartzberg	1.24
Polsby Popper	0.65
Perimeter	261.7
Reock	0.64
NH_Wht	558104
% NH_Wht	74.02%
AP_BlK	74929
% AP_BlK	9.94%
AP_Ind	17104
% AP_Ind	2.27%
AP_Asn	15713
% AP_Asn	2.08%
AP_Hwn	965
% AP_Hwn	0.13%
AP_Oth	73959
% AP_Oth	9.81%
Hispanic Origin	88649
% Hispanic Origin	11.76%
18+_Pop	574192
NH18+_Wht	446052
% NH18+_Wht	77.68%
18+_AP_BlK	48322
% 18+_AP_BlK	8.42%
18+_AP_Ind	12230

District: 5



Field	Value
District	5
Population	753948
Deviation	0
% Deviation	0%
% D 20_Pres	34.67%
% R 20_Pres	65.33%
% NH CVAP 19	96.59%
% NH White CVAP 19	88.03%
% NH Black CVAP 19	6.27%
% NH Asian CVAP 19	1.34%
% H CVAP 19	3.42%
ernate Schwartzberg	1.44
Polsby Popper	0.48
Perimeter	336.84
Reock	0.53
NH_Wht	607541
% NH_Wht	80.58%
AP_BlK	58260
% AP_BlK	7.73%
AP_Ind	14784
% AP_Ind	1.96%
AP_Asn	24169
% AP_Asn	3.21%
AP_Hwn	944
% AP_Hwn	0.13%
AP_Oth	41289
% AP_Oth	5.48%
Hispanic Origin	48982
% Hispanic Origin	6.5%
18+_Pop	561794
NH18+_Wht	467088
% NH18+_Wht	83.14%
18+_AP_BlK	37259
% 18+_AP_BlK	6.63%
18+_AP_Ind	10580
% 18+_AP_Ind	1.88%
18+_AP_Asn	15546
% 18+_AP_Asn	2.77%
18+_AP_Hwn	631
% 18+_AP_Hwn	0.11%

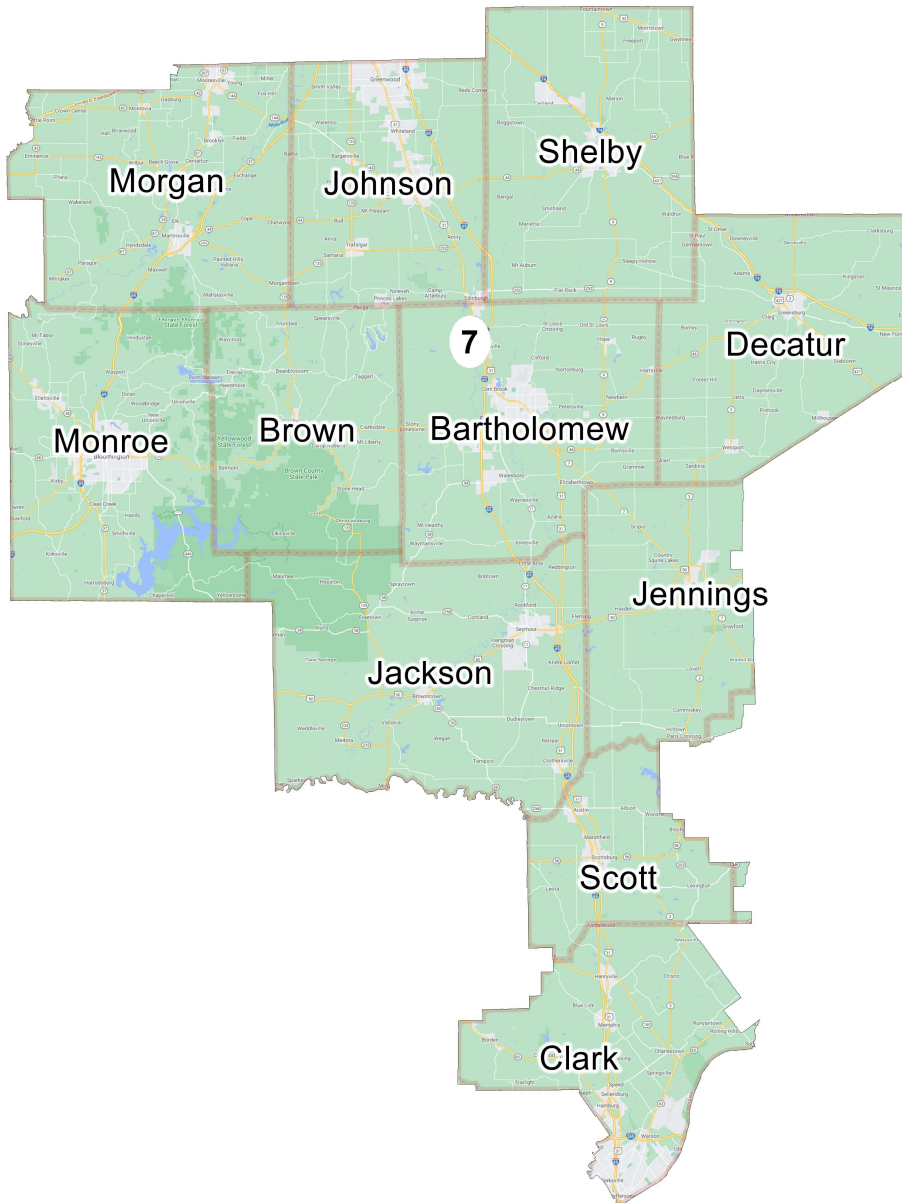
District: 6



©2021 CALIPER

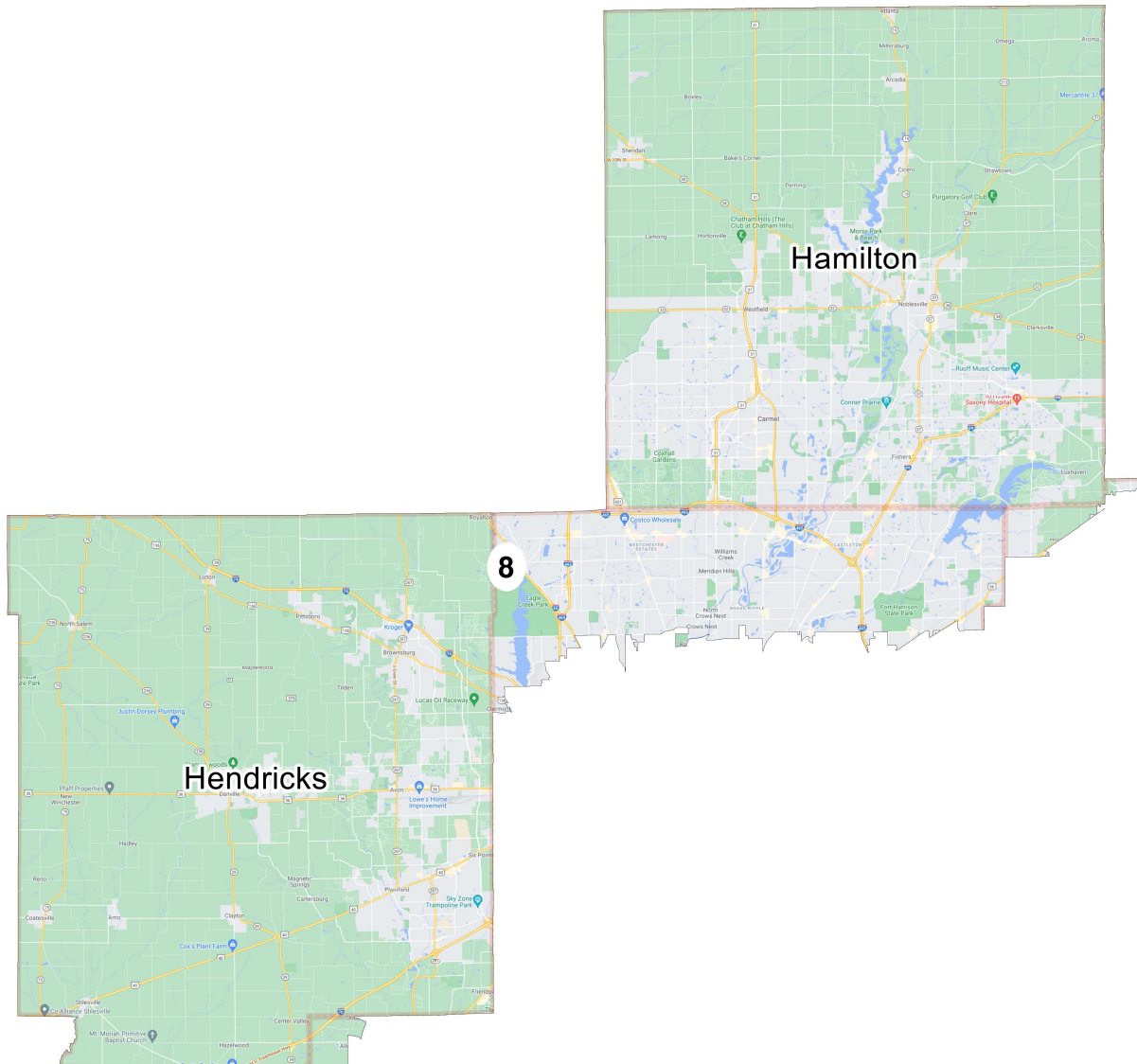
Field	Value
District	6
Population	753948
Deviation	0
% Deviation	0%
% D 20_Pres	30.96%
% R 20_Pres	69.04%
% NH CVAP 19	98.33%
% NH White CVAP 19	92.47%
% NH Black CVAP 19	4.48%
% NH Asian CVAP 19	0.63%
% H CVAP 19	1.67%
ernate Schwartzberg	1.8
Polsby Popper	0.31
Perimeter	497.71
Reock	0.33
NH_Wht	661641
% NH_Wht	87.76%
AP_BlK	41672
% AP_BlK	5.53%
AP_Ind	15417
% AP_Ind	2.04%
AP_Asn	8279
% AP_Asn	1.1%
AP_Hwn	836
% AP_Hwn	0.11%
AP_Oth	22640
% AP_Oth	3%
Hispanic Origin	24296
% Hispanic Origin	3.22%
18+_Pop	590553
NH18+_Wht	527431
% NH18+_Wht	89.31%
18+_AP_BlK	28108
% 18+_AP_BlK	4.76%
18+_AP_Ind	11603
% 18+_AP_Ind	1.96%
18+_AP_Asn	5840
% 18+_AP_Asn	0.99%
18+_AP_Hwn	521
% 18+_AP_Hwn	0.09%

District: 7



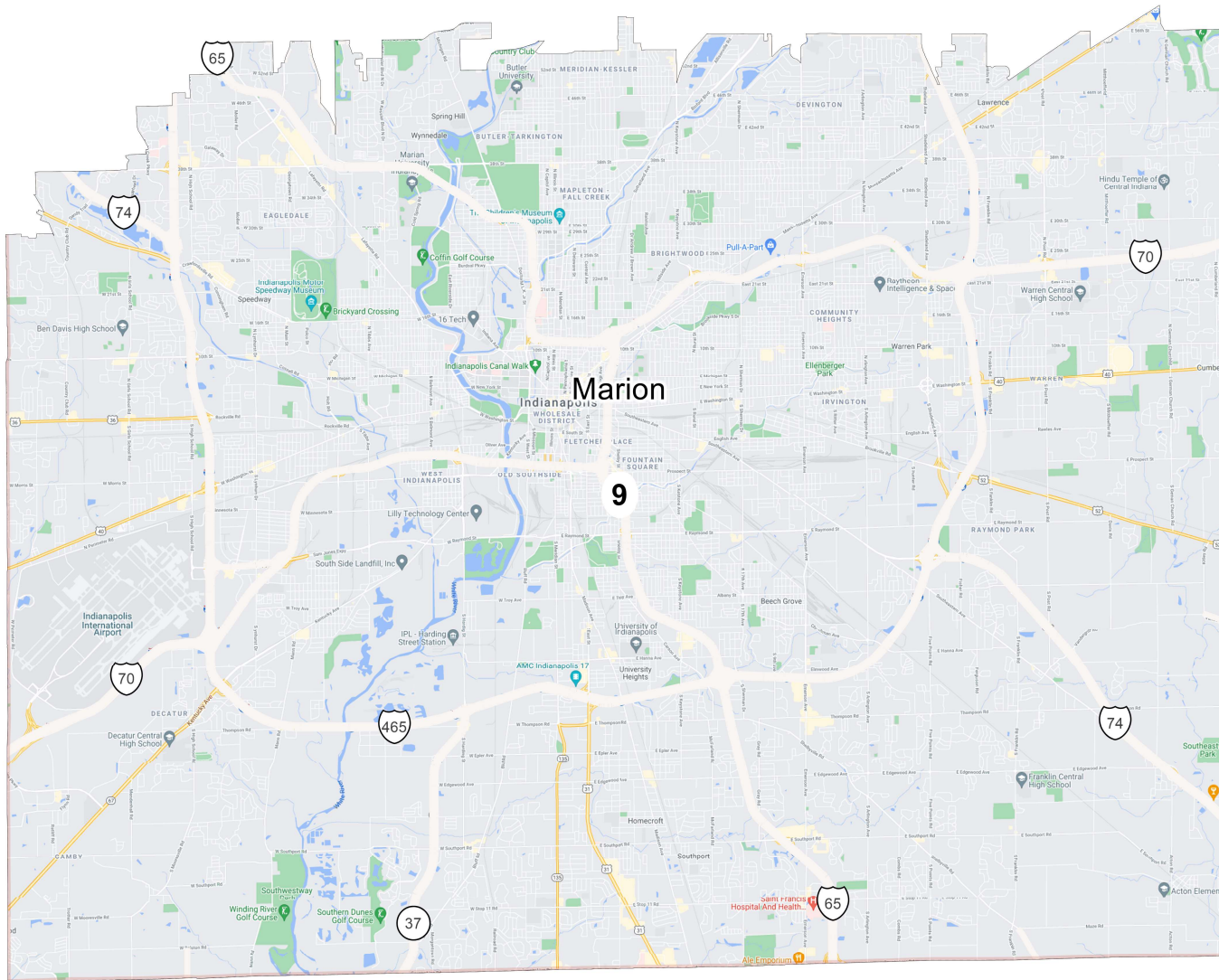
Field	Value
District	7
Population	753949
Deviation	1
% Deviation	0%
% D 20_Pres	37.17%
% R 20_Pres	62.83%
% NH CVAP 19	97.84%
% NH White CVAP 19	92.32%
% NH Black CVAP 19	3.02%
% NH Asian CVAP 19	1.72%
% H CVAP 19	2.15%
ernate Schwartzberg	1.86
Polsby Popper	0.29
Perimeter	414.86
Reock	0.45
NH_Wht	634468
% NH_Wht	84.15%
AP_BlK	32009
% AP_BlK	4.25%
AP_Ind	16410
% AP_Ind	2.18%
AP_Asn	29058
% AP_Asn	3.85%
AP_Hwn	1061
% AP_Hwn	0.14%
AP_Oth	35325
% AP_Oth	4.69%
Hispanic Origin	39891
% Hispanic Origin	5.29%
18+_Pop	586092
NH18+_Wht	504651
% NH18+_Wht	86.1%
18+_AP_BlK	20437
% 18+_AP_BlK	3.49%
18+_AP_Ind	12245
% 18+_AP_Ind	2.09%
18+_AP_Asn	21603
% 18+_AP_Asn	3.69%
18+_AP_Hwn	666
% 18+_AP_Hwn	0.11%

District: 8



Field	Value
District	8
Population	753948
Deviation	0
% Deviation	0%
% D 20_Pres	51.05%
% R 20_Pres	48.95%
% NH CVAP 19	96.98%
% NH White CVAP 19	81.14%
% NH Black CVAP 19	12%
% NH Asian CVAP 19	3.14%
% H CVAP 19	3.02%
ernate Schwartzberg	1.81
Polsby Popper	0.3
Perimeter	195.79
Reock	0.33
NH_Wht	547216
% NH_Wht	72.58%
AP_BlK	102131
% AP_BlK	13.55%
AP_Ind	12470
% AP_Ind	1.65%
AP_Asn	44017
% AP_Asn	5.84%
AP_Hwn	1095
% AP_Hwn	0.15%
AP_Oth	44307
% AP_Oth	5.88%
Hispanic Origin	47432
% Hispanic Origin	6.29%
18+_Pop	566679
NH18+_Wht	425890
% NH18+_Wht	75.16%
18+_AP_BlK	70408
% 18+_AP_BlK	12.42%
18+_AP_Ind	8869

District: 9



Field	Value
District	9
Population	753949
Deviation	1
% Deviation	0%
% D 20_Pres	63.19%
% R 20_Pres	36.81%
% NH CVAP 19	95.52%
% NH White CVAP 19	63.66%
% NH Black CVAP 19	28.91%
% NH Asian CVAP 19	1.88%
% H CVAP 19	4.46%
ernate Schwartzberg	1.42
Polsby Popper	0.49
Perimeter	86.31
Reock	0.59
NH_Wht	368069
% NH_Wht	48.82%
AP_BlK	228743
% AP_BlK	30.34%
AP_Ind	16301
% AP_Ind	2.16%
AP_Asn	38628
% AP_Asn	5.12%
AP_Hwn	1193
% AP_Hwn	0.16%
AP_Oth	93919
% AP_Oth	12.46%
Hispanic Origin	108351
% Hispanic Origin	14.37%
18+_Pop	565373
NH18+_Wht	304534
% NH18+_Wht	53.86%
18+_AP_BlK	158631
% 18+_AP_BlK	28.06%
18+_AP_Ind	12087