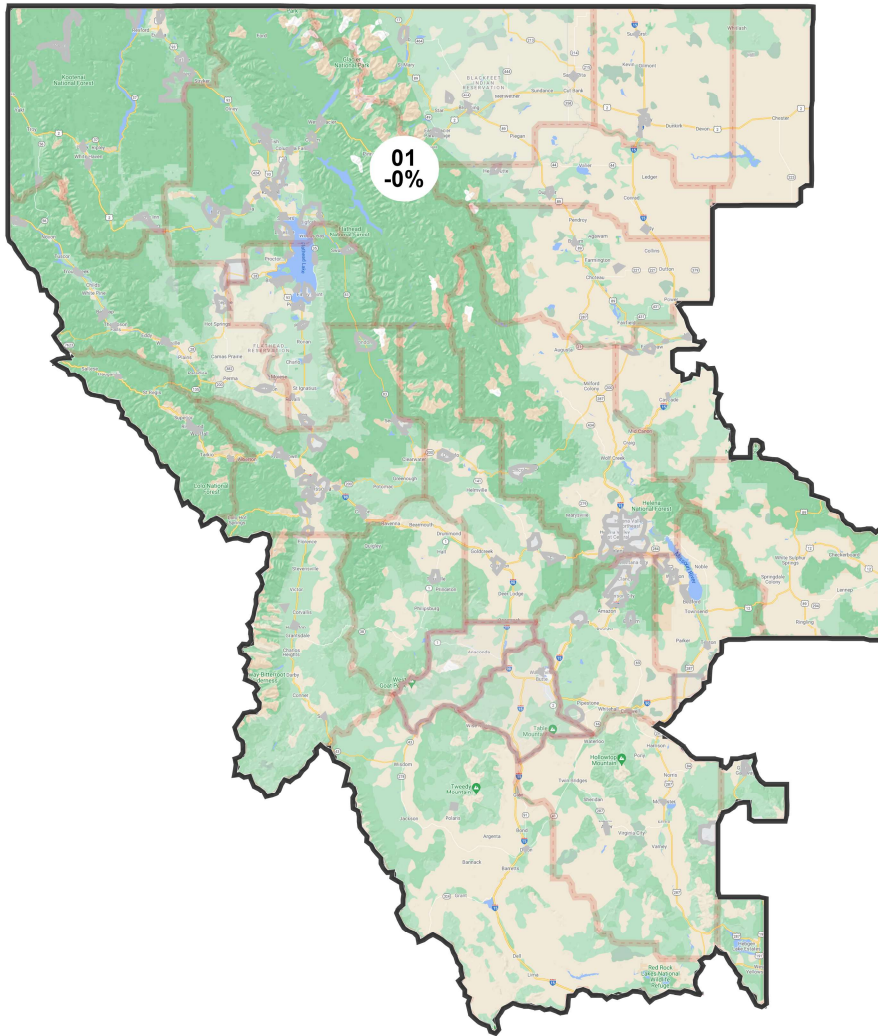
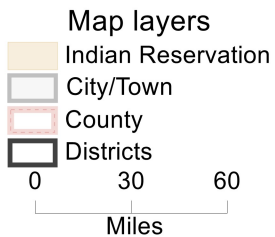


District: 01

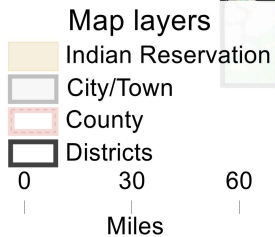
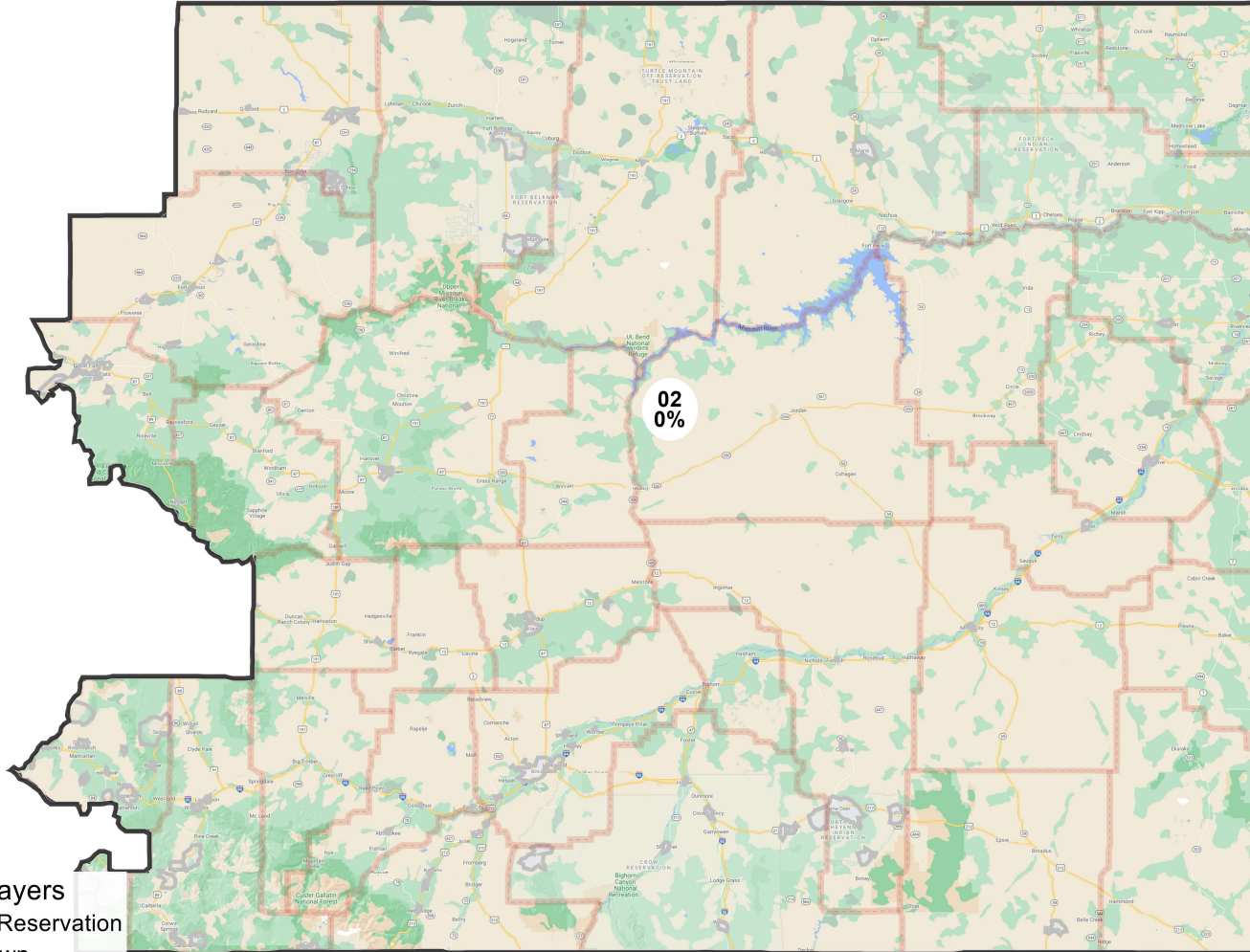


Field	Value
District	01
Population	542112
Deviation	-1
ernate Schwartzberg	2
Polsby Popper	0.25
Perimeter	1,668.53
Reock	0.45
% D 20_Pres	43.4%
% R 20_Pres	56.6%
% 20_Pres	56.96%
% 18+_Pop	79.3%
% H18+_Pop	3.22%
% 18+_AP_BlK	0.68%
% 18+_AP_Asn	1.24%
% 18+_AP_Hwn	0.22%
% 18+_AP_Ind	6.87%
% NH18+_Wht	86.98%
% 18+_Wht	87.97%
% 18+_Blk	0.33%
% 18+_Ind	4.19%
% 18+_Asn	0.74%
% 18+_Hwn	0.08%
% 18+_Oth	1.28%
% 18+_WhtBlk	0.21%
% 18+_WhtInd	2.45%
% 18+_WhtAsn	0.39%
% 18+_WhtHwn	0.06%
% 18+_WhtOth	1.97%
% 18+_BlkInd	0.03%
% 18+_BlkAsn	0.01%
% 18+_BlkHwn	0%
% 18+_BlkOth	0.01%
% 18+_IndAsn	0.01%
% 18+_IndHwn	0.01%
% 18+_IndOth	0.03%
% 18+_AsnHwn	0.03%
% 18+_AsnOth	0%
% 18+_HwnOth	0%
% 18+_WhtBlkInd	0.05%
% 18+_WhtBlkAsn	0.01%

©2021 CALIPER



District: 02



©2021 CALIPER

Field	Value
District	02
Population	542113
Deviation	0
ernate Schwartzberg	1.45
Polsby Popper	0.47
Perimeter	1,556.38
Reock	0.58
% D 20_Pres	39.6%
% R 20_Pres	60.4%
% 20_Pres	51.57%
% 18+_Pop	77.51%
% H18+_Pop	3.82%
% 18+_AP_BlK	1.07%
% 18+_AP_Asn	1.48%
% 18+_AP_Hwn	0.24%
% 18+_AP_Ind	8.71%
% NH18+_Wht	84.15%
% 18+_Wht	85.44%
% 18+_BlK	0.62%
% 18+_Ind	6.31%
% 18+_Asn	0.87%
% 18+_Hwn	0.09%
% 18+_Oth	1.32%
% 18+_WhtBlK	0.26%
% 18+_WhtInd	2.11%
% 18+_WhtAsn	0.43%
% 18+_WhtHwn	0.05%
% 18+_WhtOth	2.06%
% 18+_BlKInd	0.04%
% 18+_BlKAsn	0.02%
% 18+_BlKHwn	0%
% 18+_BlKOth	0.02%
% 18+_IndAsn	0.02%
% 18+_IndHwn	0%
% 18+_IndOth	0.03%