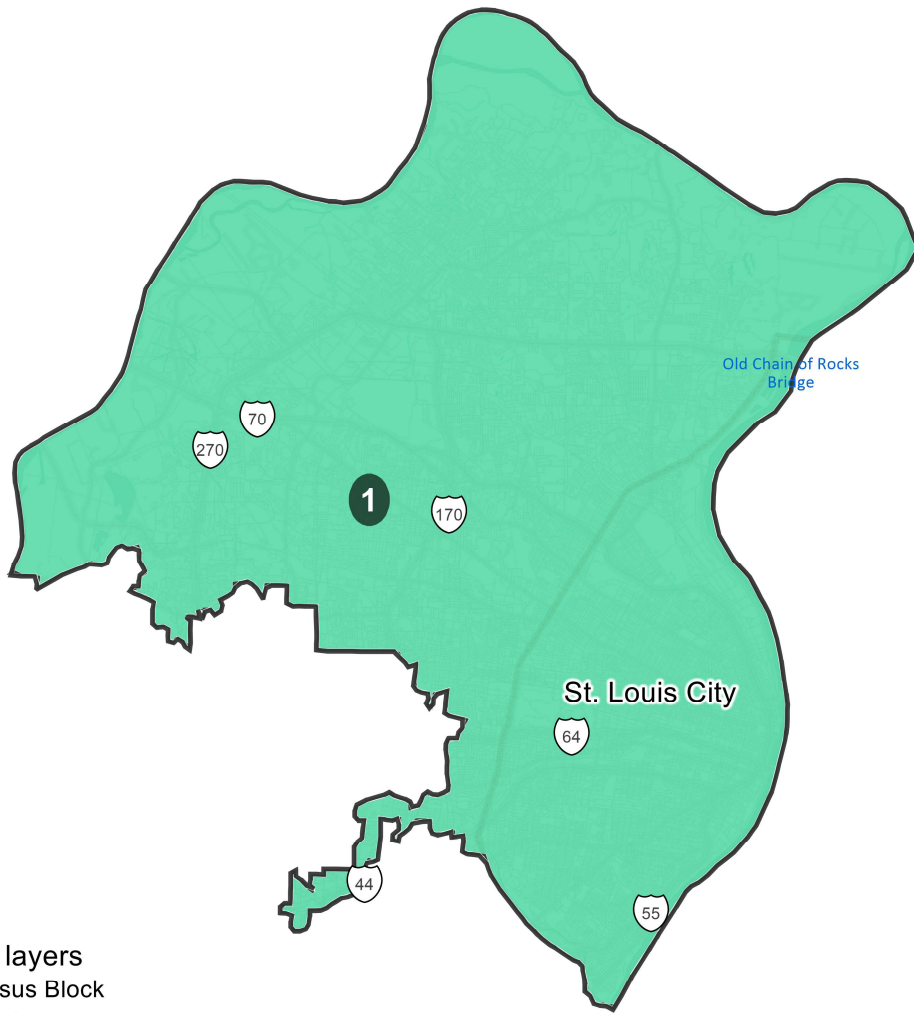



# District: 1



Field	Value
District	1
Population	769364
Deviation	0
% Deviation	0%
Alternate Schwartzberg	1.88
Polsby Popper	0.28
Perimeter	109.2
Reock	0.54
NH_Wht	306745
% NH_Wht	39.87%
AP_BlK	379693
% AP_BlK	49.35%
Hispanic Origin	35089
% Hispanic Origin	4.56%
18+_Pop	610248
NH18+_Wht	267157
% NH18+_Wht	43.78%
18+_AP_BlK	279263
% 18+_AP_BlK	45.76%
H18+_Pop	24417
% H18+_Pop	4%
D 20_Pres	277520.67
% D 20_Pres	80.03%
R 20_Pres	69263.09
% R 20_Pres	19.97%
20_Pres	346783.75
Total CVAP 19	585130.38
NH CVAP 19	572636.42
% NH CVAP 19	97.86%
NH White CVAP 19	282409.62
% NH White CVAP 19	48.26%
NH Black CVAP 19	270518.16
% NH Black CVAP 19	46.23%
H CVAP 19	17459.19
% H CVAP 19	2.13%



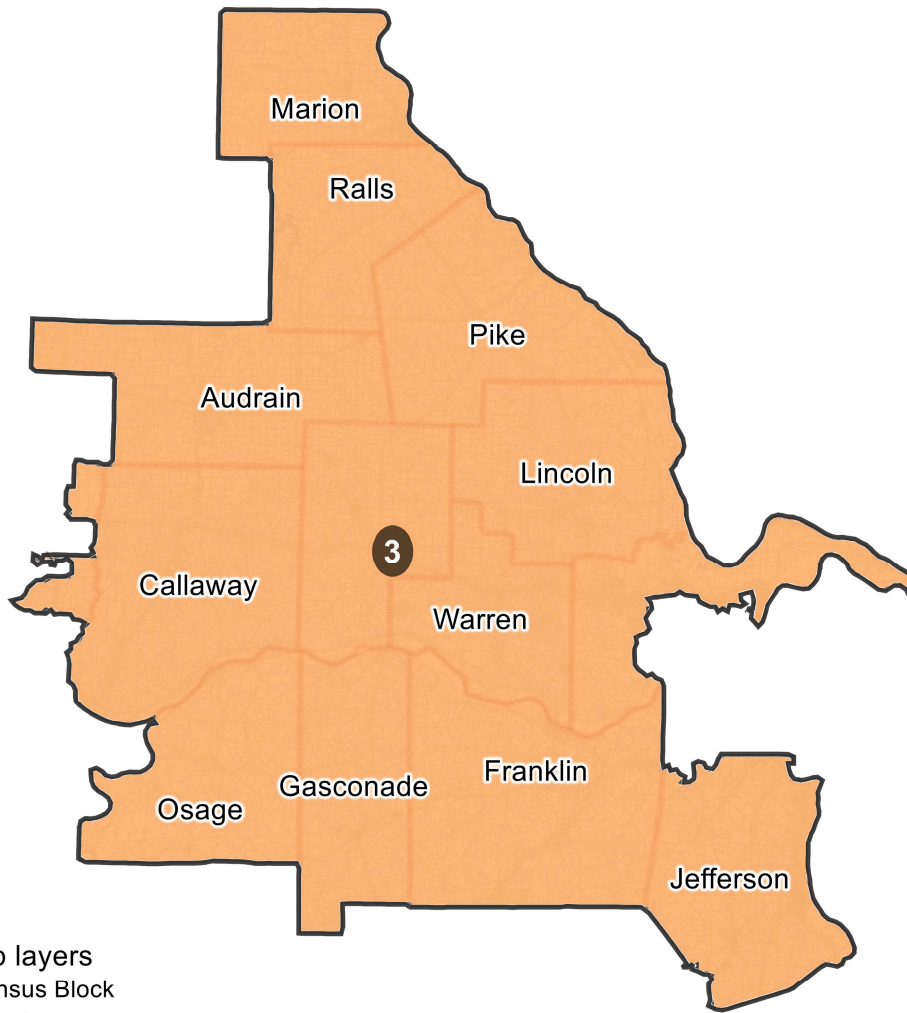
©2021 CALIPER; ©2020 HERE

# District: 2



Field	Value
District	2
Population	769363
Deviation	-1
% Deviation	-0%
Alternate Schwartzberg	2.31
Polsby Popper	0.19
Perimeter	173.5
Reock	0.42
NH_Wht	638819
% NH_Wht	83.03%
AP_BlK	36510
% AP_BlK	4.75%
Hispanic Origin	26715
% Hispanic Origin	3.47%
18+_Pop	601522
NH18+_Wht	511798
% NH18+_Wht	85.08%
18+_AP_BlK	24339
% 18+_AP_BlK	4.05%
H18+_Pop	17571
% H18+_Pop	2.92%
D 20_Pres	215018.48
% D 20_Pres	48.86%
R 20_Pres	225064.11
% R 20_Pres	51.14%
20_Pres	440082.59
Total CVAP 19	572369.15
NH CVAP 19	562335.20
% NH CVAP 19	98.25%
NH White CVAP 19	519111.97
% NH White CVAP 19	90.7%
NH Black CVAP 19	22105.72
% NH Black CVAP 19	3.86%
H CVAP 19	9984.33
% H CVAP 19	1.74%

# District: 3

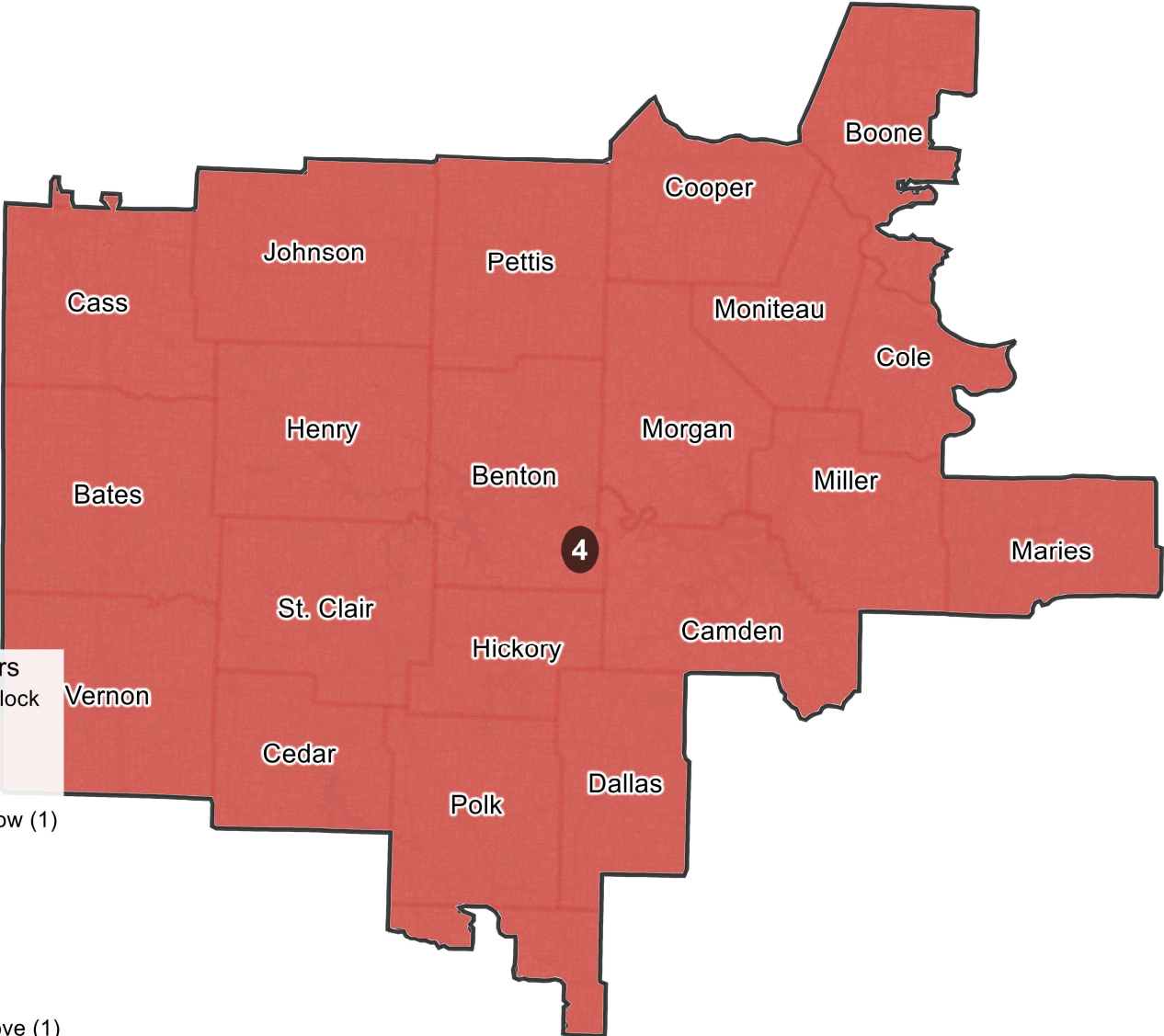


Field	Value
District	3
Population	769364
Deviation	0
% Deviation	0%
Alternate Schwartzberg	2.19
Polsby Popper	0.21
Perimeter	695.92
Reock	0.44
NH_Wht	678944
% NH_Wht	88.25%
AP_BlK	29085
% AP_BlK	3.78%
Hispanic Origin	20916
% Hispanic Origin	2.72%
18+_Pop	590096
NH18+_Wht	529233
% NH18+_Wht	89.69%
18+_AP_BlK	18230
% 18+_AP_BlK	3.09%
H18+_Pop	13134
% H18+_Pop	2.23%
D 20_Pres	118843.62
% D 20_Pres	30.75%
R 20_Pres	267610.08
% R 20_Pres	69.25%
20_Pres	386453.70
Total CVAP 19	571111.99
NH CVAP 19	562176.77
% NH CVAP 19	98.44%
NH White CVAP 19	536737.98
% NH White CVAP 19	93.98%
NH Black CVAP 19	15537.70
% NH Black CVAP 19	2.72%
H CVAP 19	8987.62
% H CVAP 19	1.57%



©2021 CALIPER; ©2020 HERE

# District: 4



Field	Value
District	4
Population	769365
Deviation	1
% Deviation	0%
Alternate Schwartzberg	1.89
Polsby Popper	0.28
Perimeter	757.95
Reock	0.52
NH_Wht	644230
% NH_Wht	83.74%
AP_BlK	48899
% AP_BlK	6.36%
Hispanic Origin	30293
% Hispanic Origin	3.94%
18+_Pop	597530
NH18+_Wht	511592
% NH18+_Wht	85.62%
18+_AP_BlK	32020
% 18+_AP_BlK	5.36%
H18+_Pop	19394
% H18+_Pop	3.25%
D 20_Pres	125202.99
% D 20_Pres	33.06%
R 20_Pres	253475.25
% R 20_Pres	66.94%
20_Pres	378678.24
Total CVAP 19	580959.44
NH CVAP 19	568207.52
% NH CVAP 19	97.81%
NH White CVAP 19	525023.62
% NH White CVAP 19	90.37%
NH Black CVAP 19	28055.16
% NH Black CVAP 19	4.83%
H CVAP 19	12744.41
% H CVAP 19	2.19%

**Map layers**

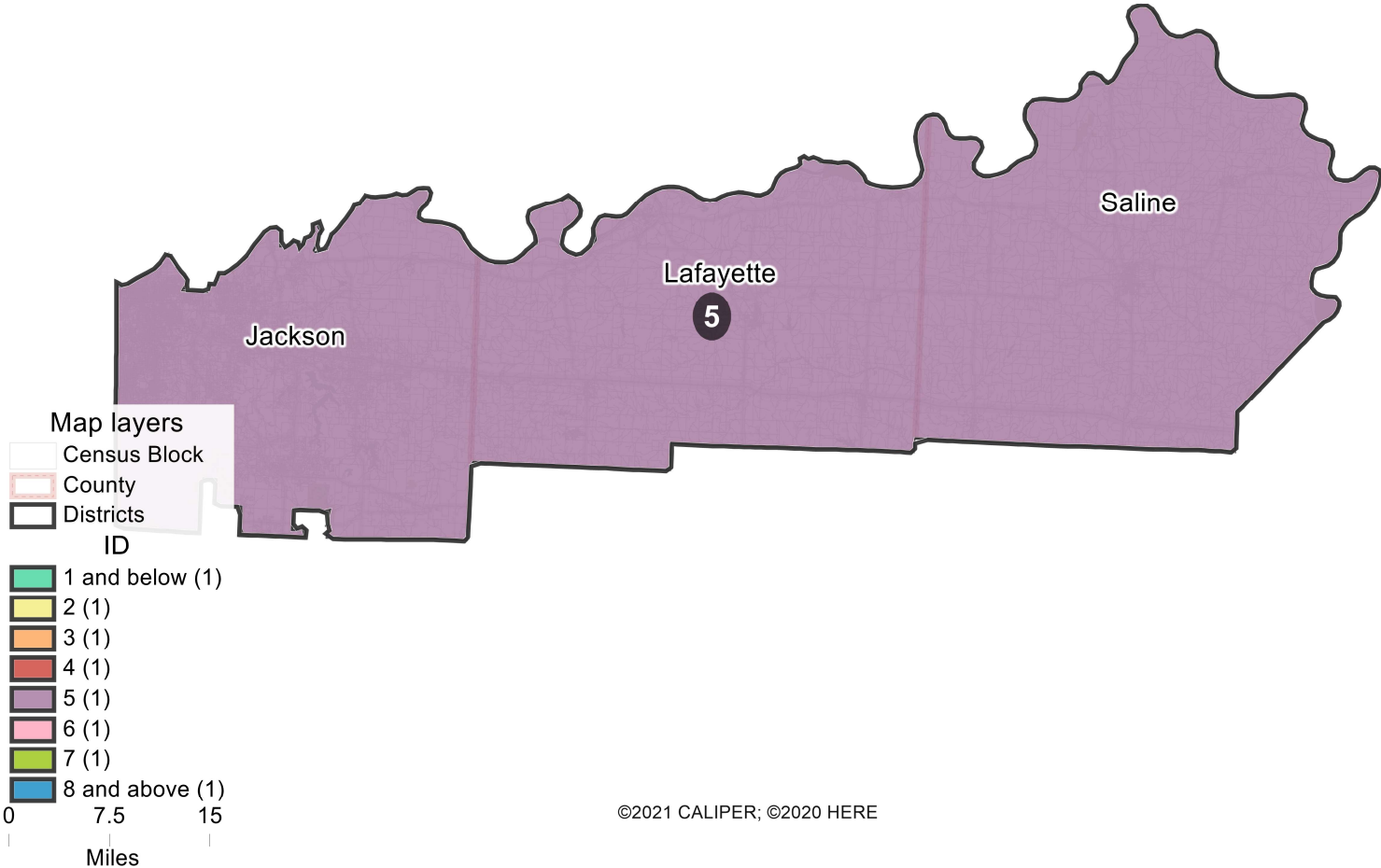
- Census Block
- County
- Districts

**ID**

- 1 and below (1)
- 2 (1)
- 3 (1)
- 4 (1)
- 5 (1)
- 6 (1)
- 7 (1)
- 8 and above (1)

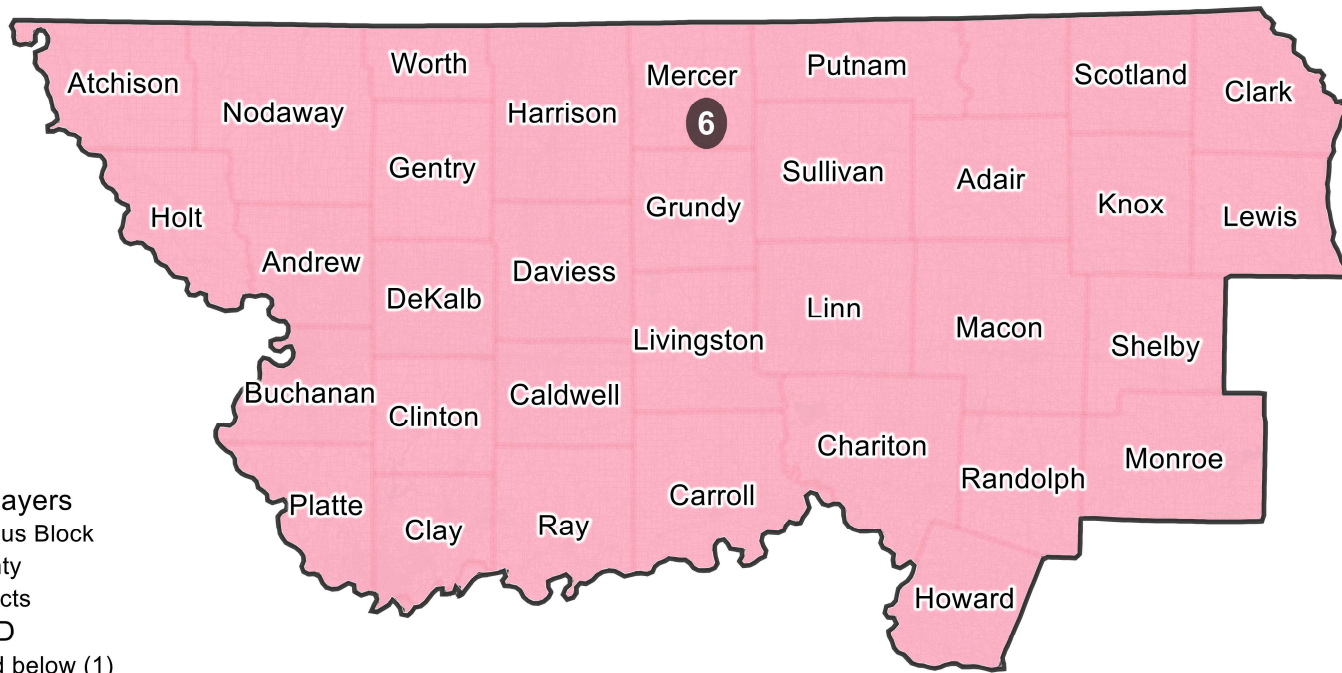
0 10 20  
Miles

# District: 5

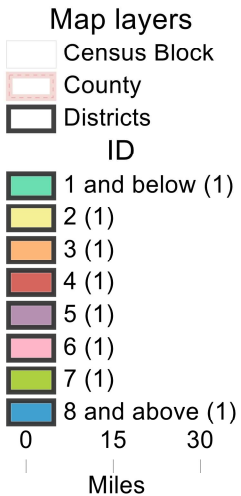


Field	Value
District	5
Population	769365
Deviation	1
% Deviation	0%
Alternate Schwartzberg	2.01
Polsby Popper	0.25
Perimeter	316.75
Reock	0.26
NH_Wht	463168
% NH_Wht	60.2%
AP_BlK	180688
% AP_BlK	23.49%
Hispanic Origin	81032
% Hispanic Origin	10.53%
18+_Pop	594629
NH18+_Wht	379448
% NH18+_Wht	63.81%
18+_AP_BlK	127671
% 18+_AP_BlK	21.47%
H18+_Pop	52983
% H18+_Pop	8.91%
D 20_Pres	205930.43
% D 20_Pres	58.96%
R 20_Pres	143342.38
% R 20_Pres	41.04%
20_Pres	349272.81
Total CVAP 19	548731.04
NH CVAP 19	521116.22
% NH CVAP 19	94.97%
NH White CVAP 19	384534.96
% NH White CVAP 19	70.08%
NH Black CVAP 19	119935.97
% NH Black CVAP 19	21.86%
H CVAP 19	27608.14
% H CVAP 19	5.03%

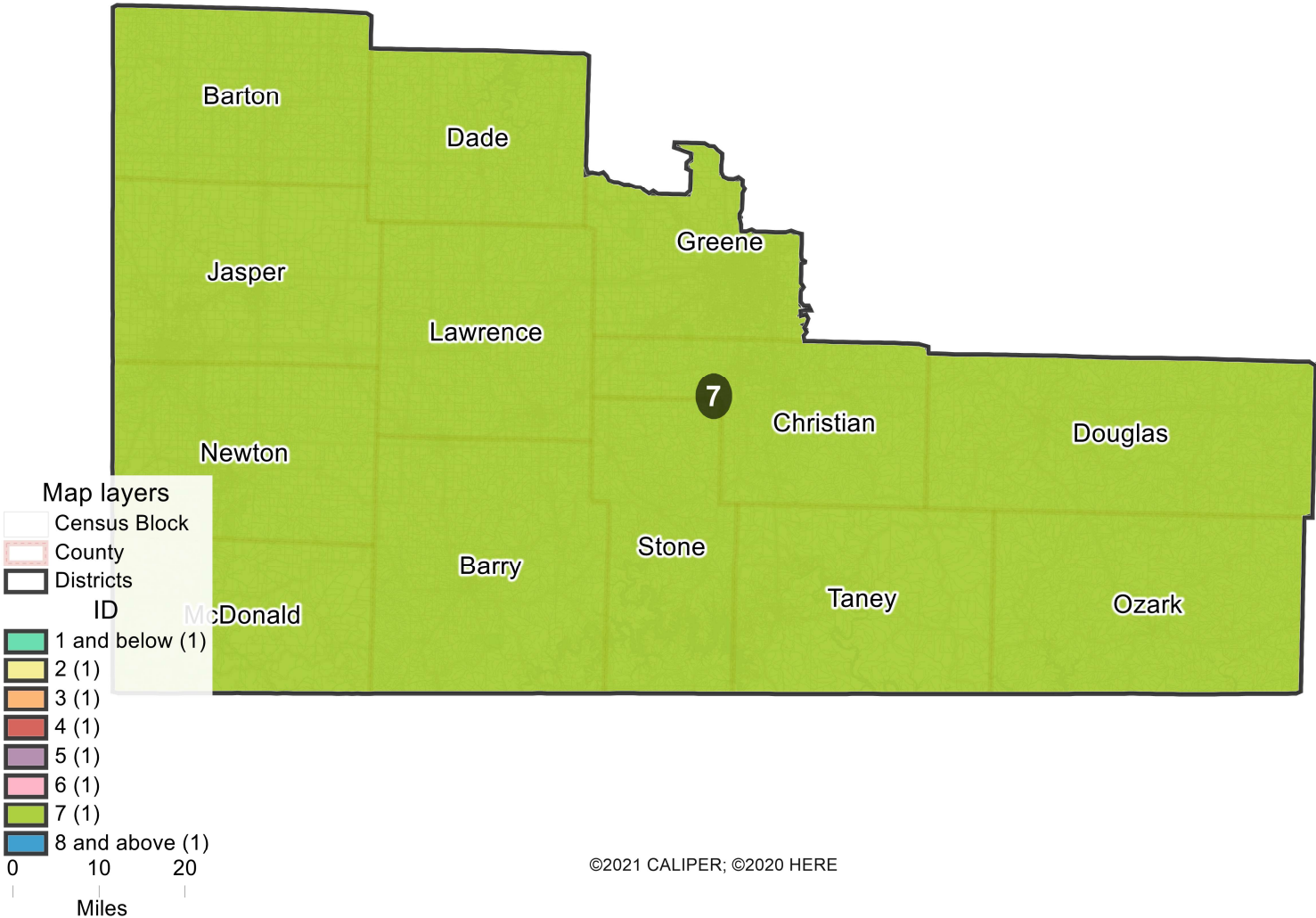
# District: 6



Field	Value
District	6
Population	769364
Deviation	0
% Deviation	0%
Alternate Schwartzberg	1.71
Polsby Popper	0.34
Perimeter	812.94
Reock	0.42
NH_Whit	637162
% NH_Whit	82.82%
AP_Black	49430
% AP_Black	6.42%
Hispanic Origin	39526
% Hispanic Origin	5.14%
18+_Pop	590270
NH18+_Whit	500688
% NH18+_Whit	84.82%
18+_AP_Black	32054
% 18+_AP_Black	5.43%
H18+_Pop	25517
% H18+_Pop	4.32%
D 20_Pres	136565.25
% D 20_Pres	36.74%
R 20_Pres	235138.07
% R 20_Pres	63.26%
20_Pres	371703.32
Total CVAP 19	574267.16
NH CVAP 19	554854.15
% NH CVAP 19	96.62%
NH White CVAP 19	513240.31
% NH White CVAP 19	89.37%
NH Black CVAP 19	27109.11
% NH Black CVAP 19	4.72%
H CVAP 19	19352.02
% H CVAP 19	3.37%

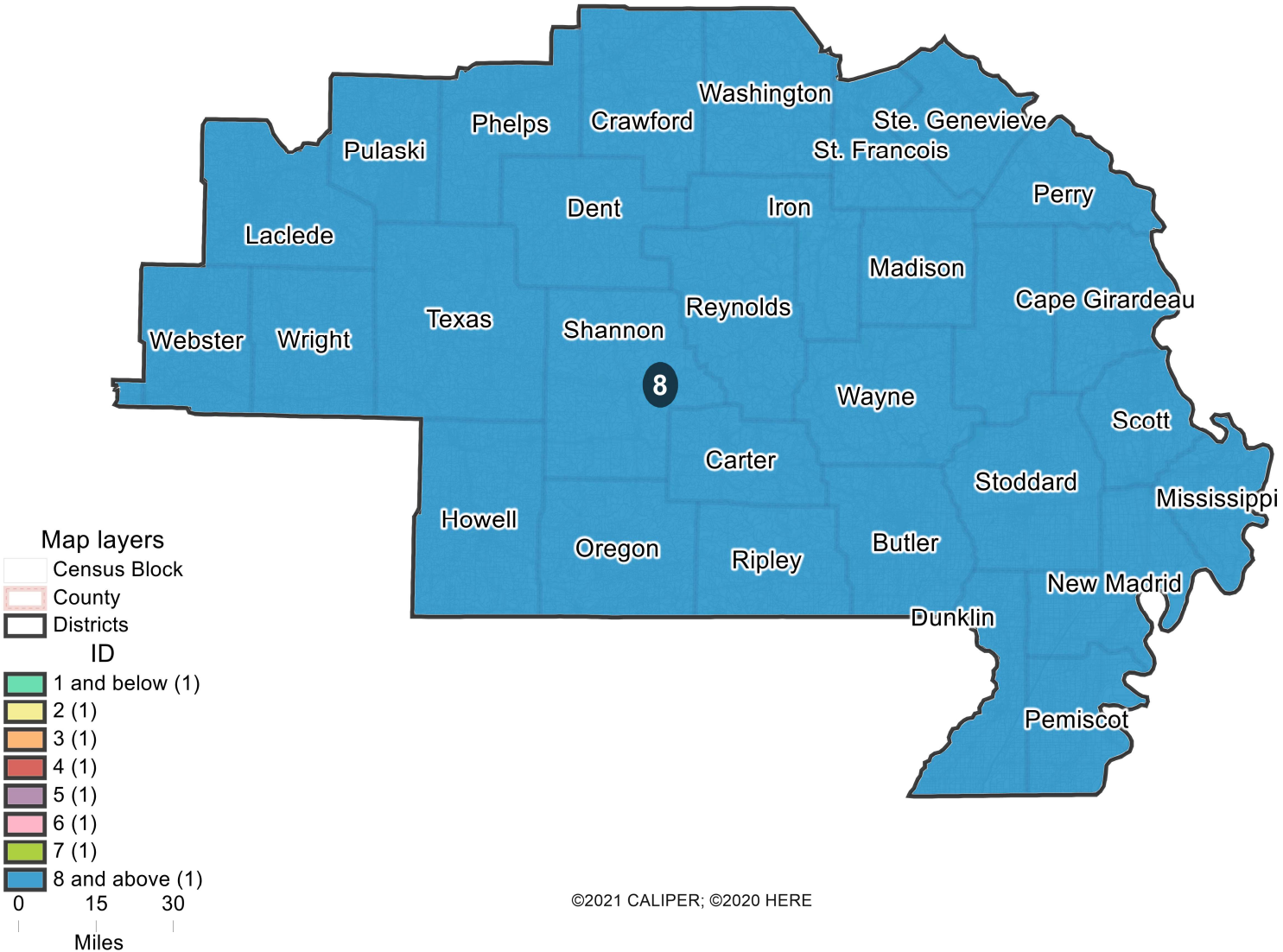


# District: 7



Field	Value
District	7
Population	769365
Deviation	1
% Deviation	0%
Alternate Schwartzberg	1.47
Polsby Popper	0.46
Perimeter	467.53
Reock	0.4
NH_Wht	637007
% NH_Wht	82.8%
AP_BlK	25493
% AP_BlK	3.31%
Hispanic Origin	46856
% Hispanic Origin	6.09%
18+_Pop	596633
NH18+_Wht	507376
% NH18+_Wht	85.04%
18+_AP_BlK	15621
% 18+_AP_BlK	2.62%
H18+_Pop	29460
% H18+_Pop	4.94%
D 20_Pres	102102.02
% D 20_Pres	28.52%
R 20_Pres	255903.94
% R 20_Pres	71.48%
20_Pres	358005.95
Total CVAP 19	572558.77
NH CVAP 19	557187.05
% NH CVAP 19	97.32%
NH White CVAP 19	525214.75
% NH White CVAP 19	91.73%
NH Black CVAP 19	11792.95
% NH Black CVAP 19	2.06%
H CVAP 19	15470.90
% H CVAP 19	2.7%

# District: 8



Field	Value
District	8
Population	769363
Deviation	-1
% Deviation	-0%
Alternate Schwartzberg	1.76
Polsby Popper	0.32
Perimeter	883.14
Reock	0.5
NH_Whit	657832
% NH_Whit	85.5%
AP_Black	48825
% AP_Black	6.35%
Hispanic Origin	22641
% Hispanic Origin	2.94%
18+_Pop	594684
NH18+_Whit	516350
% NH18+_Whit	86.83%
18+_AP_Black	33009
% 18+_AP_Black	5.55%
H18+_Pop	14697
% H18+_Pop	2.47%
D 20_Pres	71830.56
% D 20_Pres	21.08%
R 20_Pres	268939.08
% R 20_Pres	78.92%
20_Pres	340769.64
Total CVAP 19	598544.20
NH CVAP 19	586539.22
% NH CVAP 19	97.99%
NH White CVAP 19	542399.32
% NH White CVAP 19	90.62%
NH Black CVAP 19	30688.11
% NH Black CVAP 19	5.13%
H CVAP 19	11999.98
% H CVAP 19	2%