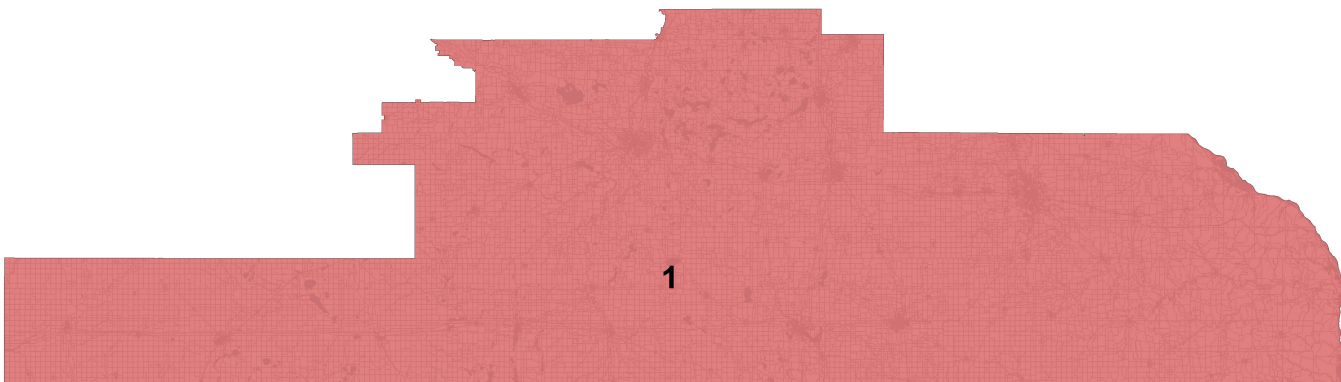
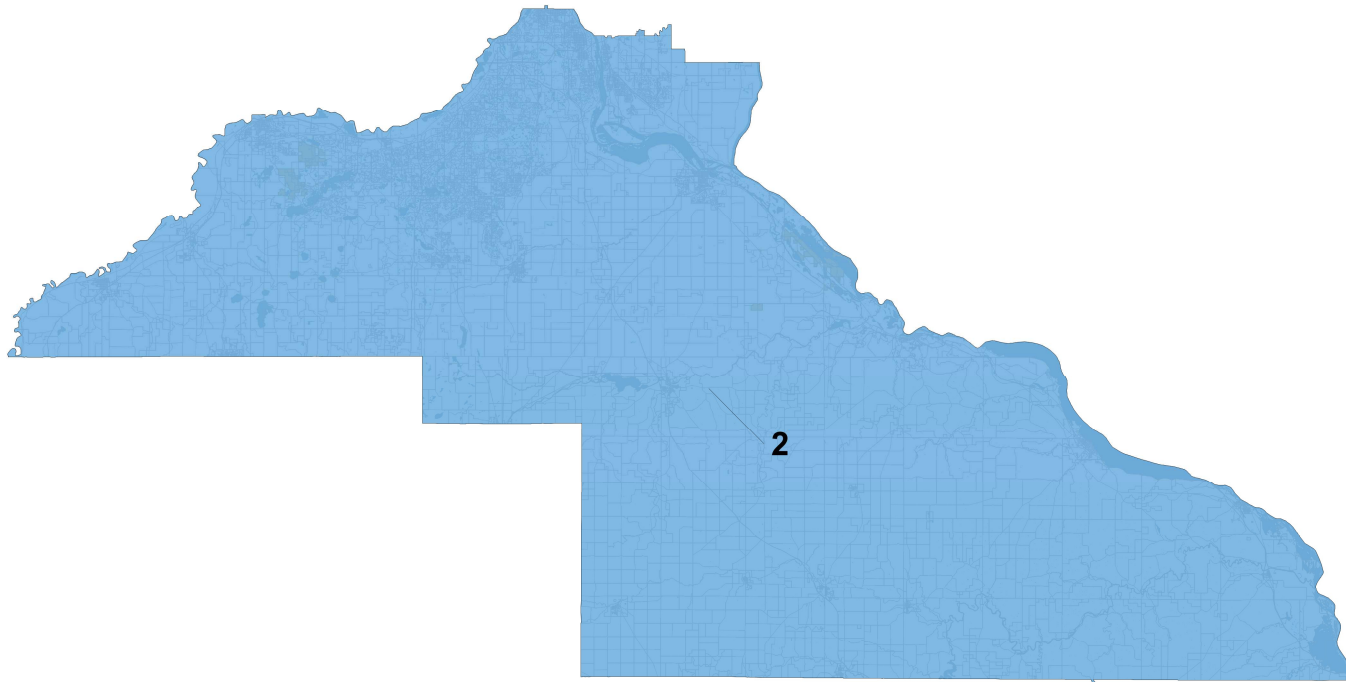


District: 1



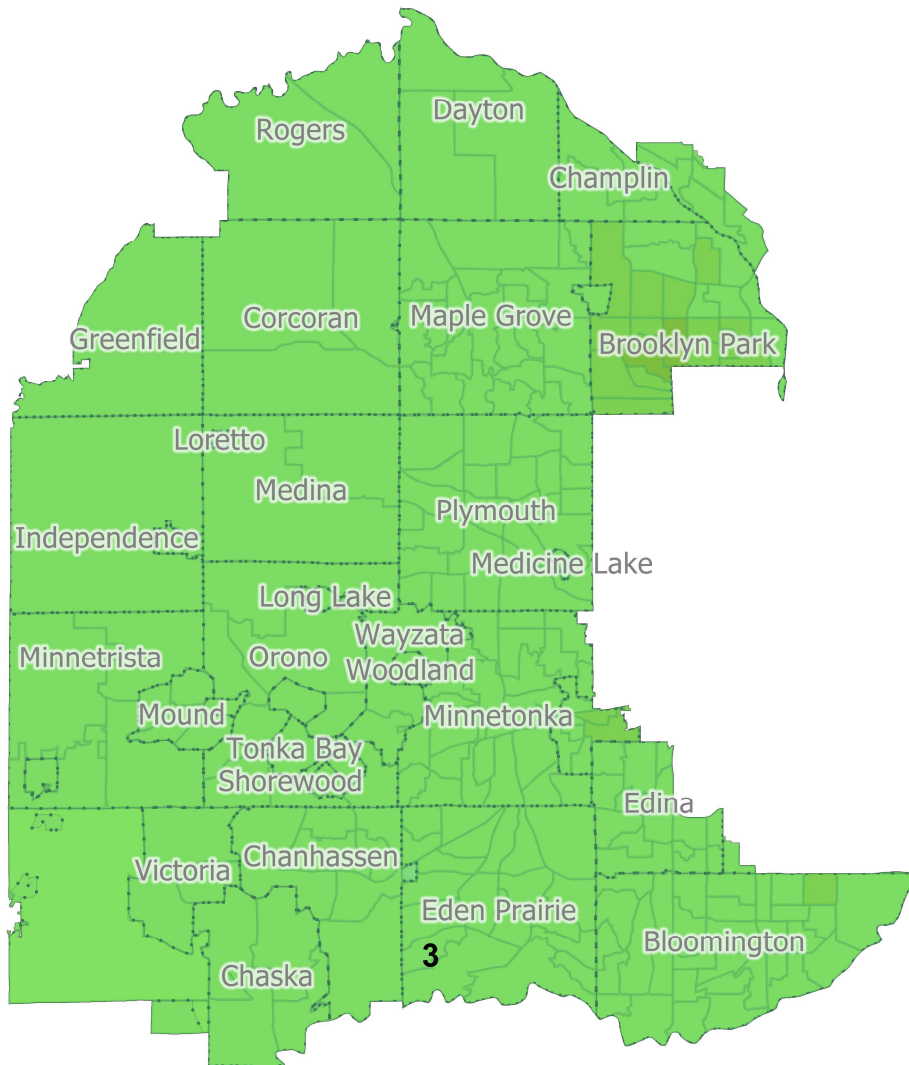
Field	Value
District	1
Population	713312
Deviation	0
% Deviation	0%
ernate Schwartzberg	1.81
Polsby Popper	0.31
Perimeter	702.63
Reock	0.22
NH_Wht	584464
% NH_Wht	81.94%
AP_BlK	34958
% AP_BlK	4.9%
AP_Ind	11116
% AP_Ind	1.56%
AP_Asn	26812
% AP_Asn	3.76%
AP_Hwn	1265
% AP_Hwn	0.18%
AP_Oth	46181
% AP_Oth	6.47%
Hispanic Origin	53578
% Hispanic Origin	7.51%
18+_Pop	549021
NH18+_Wht	466856
% NH18+_Wht	85.03%
18+_AP_BlK	20362
% 18+_AP_BlK	3.71%
18+_AP_Ind	7572
% 18+_AP_Ind	1.38%
18+_AP_Asn	18592
% 18+_AP_Asn	3.39%
18+_AP_Hwn	838
% 18+_AP_Hwn	0.15%
18+_AP_Oth	29923
% 18+_AP_Oth	5.45%

District: 2



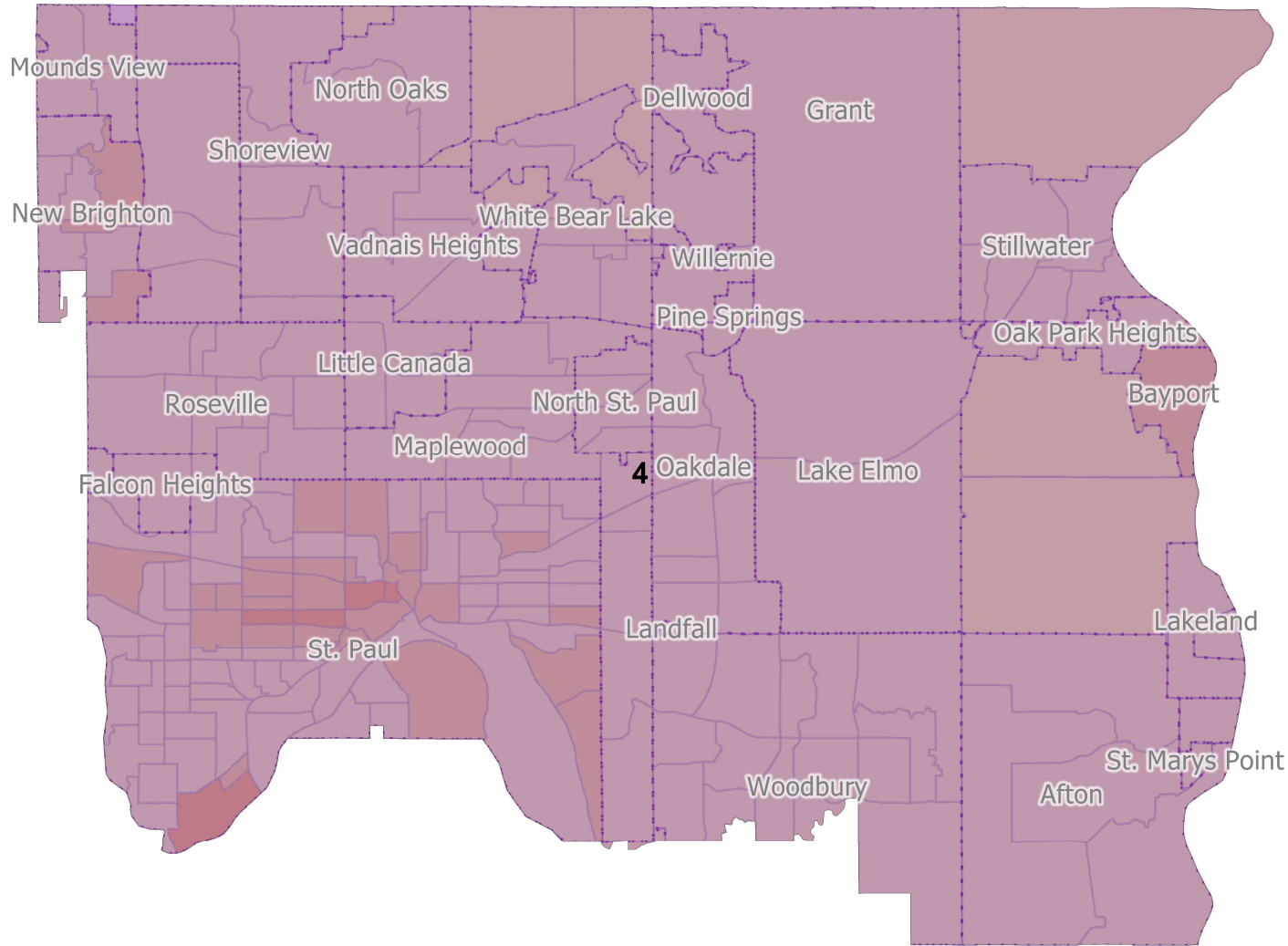
Field	Value
District	2
Population	713312
Deviation	0
% Deviation	0%
ernate Schwartzberg	1.78
Polsby Popper	0.31
Perimeter	302.73
Reock	0.27
NH_Wht	540540
% NH_Wht	75.78%
AP_BlK	56708
% AP_BlK	7.95%
AP_Ind	14752
% AP_Ind	2.07%
AP_Asn	48059
% AP_Asn	6.74%
AP_Hwn	1198
% AP_Hwn	0.17%
AP_Oth	47747
% AP_Oth	6.69%
Hispanic Origin	51316
% Hispanic Origin	7.19%
18+_Pop	535662
NH18+_Wht	426291
% NH18+_Wht	79.58%
18+_AP_BlK	32658
% 18+_AP_BlK	6.1%
18+_AP_Ind	9700
% 18+_AP_Ind	1.81%
18+_AP_Asn	32262
% 18+_AP_Asn	6.02%
18+_AP_Hwn	751
% 18+_AP_Hwn	0.14%
18+_AP_Oth	31363
% 18+_AP_Oth	5.85%

District: 3



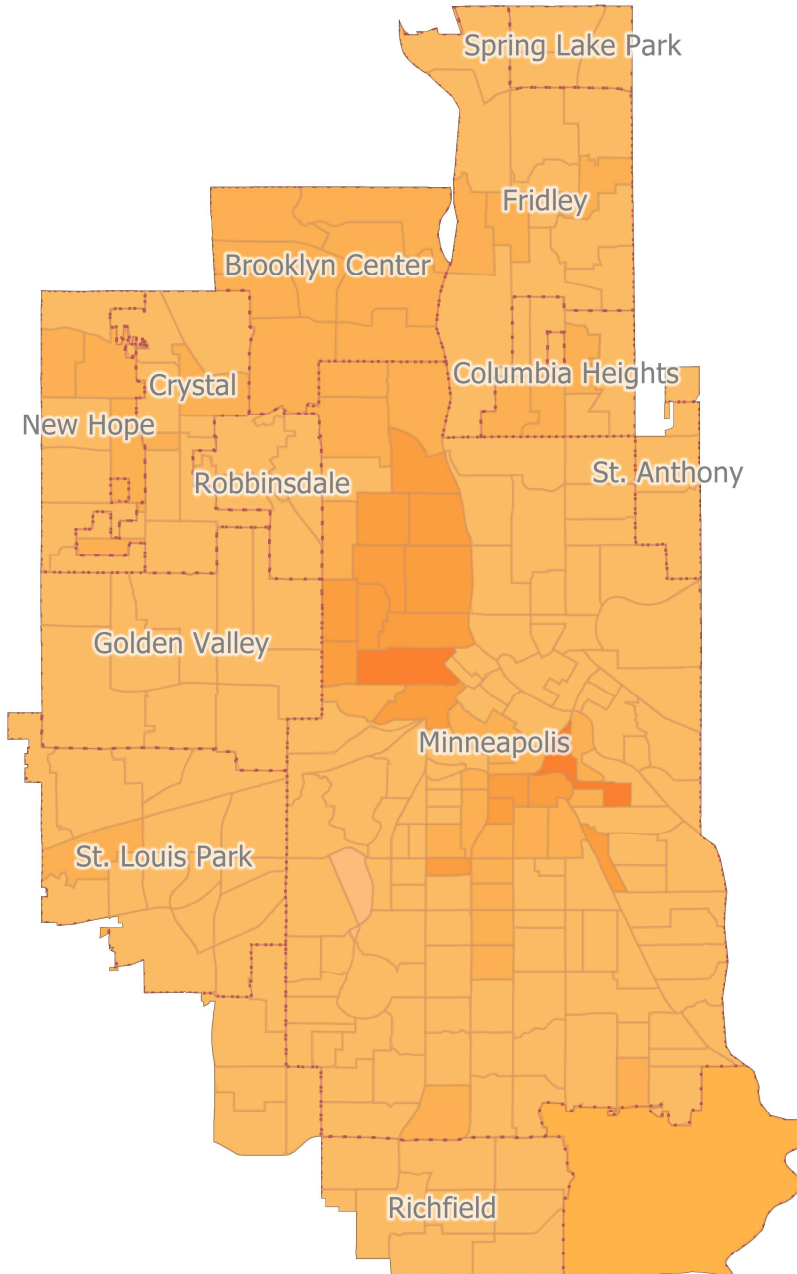
Field	Value
District	3
Population	713312
Deviation	0
% Deviation	0%
ernate Schwartzberg	1.76
Polsby Popper	0.32
Perimeter	148.63
Reock	0.57
NH_Wht	514326
% NH_Wht	72.1%
AP_BlK	75207
% AP_BlK	10.54%
AP_Ind	11434
% AP_Ind	1.6%
AP_Asn	72361
% AP_Asn	10.14%
AP_Hwn	945
% AP_Hwn	0.13%
AP_Oth	38640
% AP_Oth	5.42%
Hispanic Origin	38270
% Hispanic Origin	5.37%
18+_Pop	546973
NH18+_Wht	416887
% NH18+_Wht	76.22%
18+_AP_BlK	46613
% 18+_AP_BlK	8.52%
18+_AP_Ind	7828
% 18+_AP_Ind	1.43%
18+_AP_Asn	48946
% 18+_AP_Asn	8.95%
18+_AP_Hwn	628
% 18+_AP_Hwn	0.11%
18+_AP_Oth	25622
% 18+_AP_Oth	4.68%
H18+_Pop	24254
% H18+_Pop	4.43%

District: 4



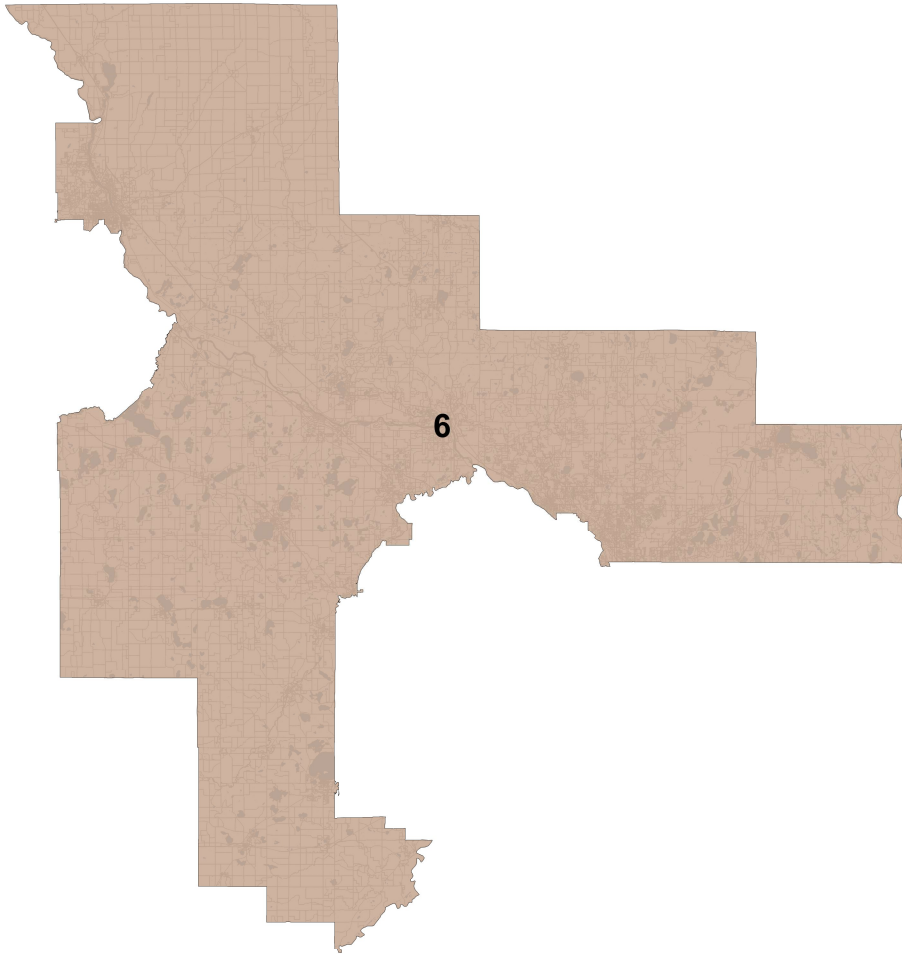
Field	Value
District	4
Population	713311
Deviation	-1
% Deviation	-0%
ernate Schwartzberg	1.41
Polsby Popper	0.5
Perimeter	93.74
Reock	0.54
NH_Wht	443862
% NH_Wht	62.23%
AP_BlK	96130
% AP_BlK	13.48%
AP_Ind	16481
% AP_Ind	2.31%
AP_Asn	108064
% AP_Asn	15.15%
AP_Hwn	1322
% AP_Hwn	0.19%
AP_Oth	45317
% AP_Oth	6.35%
Hispanic Origin	52697
% Hispanic Origin	7.39%
18+_Pop	549474
NH18+_Wht	373062
% NH18+_Wht	67.89%
18+_AP_BlK	60748
% 18+_AP_BlK	11.06%
18+_AP_Ind	11379
% 18+_AP_Ind	2.07%
18+_AP_Asn	70248
% 18+_AP_Asn	12.78%
18+_AP_Hwn	892
% 18+_AP_Hwn	0.16%
18+_AP_Oth	30996
% 18+_AP_Oth	5.64%

District: 5



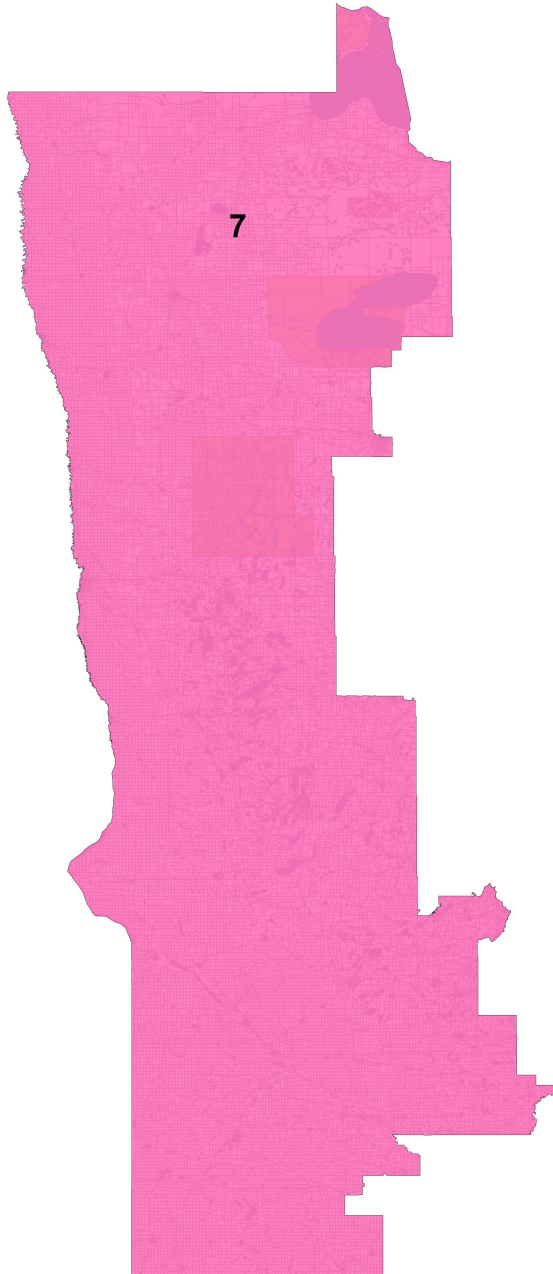
Field	Value
District	5
Population	713311
Deviation	-1
% Deviation	-0%
ernate Schwartzberg	1.62
Polsby Popper	0.38
Perimeter	67.23
Reock	0.5
NH_Wht	428422
% NH_Wht	60.06%
AP_BlK	142611
% AP_BlK	19.99%
AP_Ind	22536
% AP_Ind	3.16%
AP_Asn	53766
% AP_Asn	7.54%
AP_Hwn	1248
% AP_Hwn	0.17%
AP_Oth	65356
% AP_Oth	9.16%
Hispanic Origin	72192
% Hispanic Origin	10.12%
18+_Pop	571125
NH18+_Wht	374041
% NH18+_Wht	65.49%
18+_AP_BlK	94333
% 18+_AP_BlK	16.52%
18+_AP_Ind	16008
% 18+_AP_Ind	2.8%
18+_AP_Asn	40274
% 18+_AP_Asn	7.05%
18+_AP_Hwn	904
% 18+_AP_Hwn	0.16%
18+_AP_Oth	45200
% 18+_AP_Oth	7.91%
H18+_Pop	48759
% H18+_Pop	8.54%

District: 6



Field	Value
District	6
Population	713312
Deviation	0
% Deviation	0%
ernate Schwartzberg	2.25
Polsby Popper	0.2
Perimeter	397.61
Reock	0.35
NH_Wht	598562
% NH_Wht	83.91%
AP_Blk	41741
% AP_Blk	5.85%
AP_Ind	13965
% AP_Ind	1.96%
AP_Asn	29253
% AP_Asn	4.1%
AP_Hwn	941
% AP_Hwn	0.13%
AP_Oth	26504
% AP_Oth	3.72%
Hispanic Origin	25312
% Hispanic Origin	3.55%
18+_Pop	530444
NH18+_Wht	459978
% NH18+_Wht	86.72%
18+_AP_Blk	23242
% 18+_AP_Blk	4.38%
18+_AP_Ind	9238
% 18+_AP_Ind	1.74%
18+_AP_Asn	18673
% 18+_AP_Asn	3.52%
18+_AP_Hwn	606
% 18+_AP_Hwn	0.11%
18+_AP_Oth	17179
% 18+_AP_Oth	3.24%
H18+_Pop	15375
% H18+_Pop	2.9%

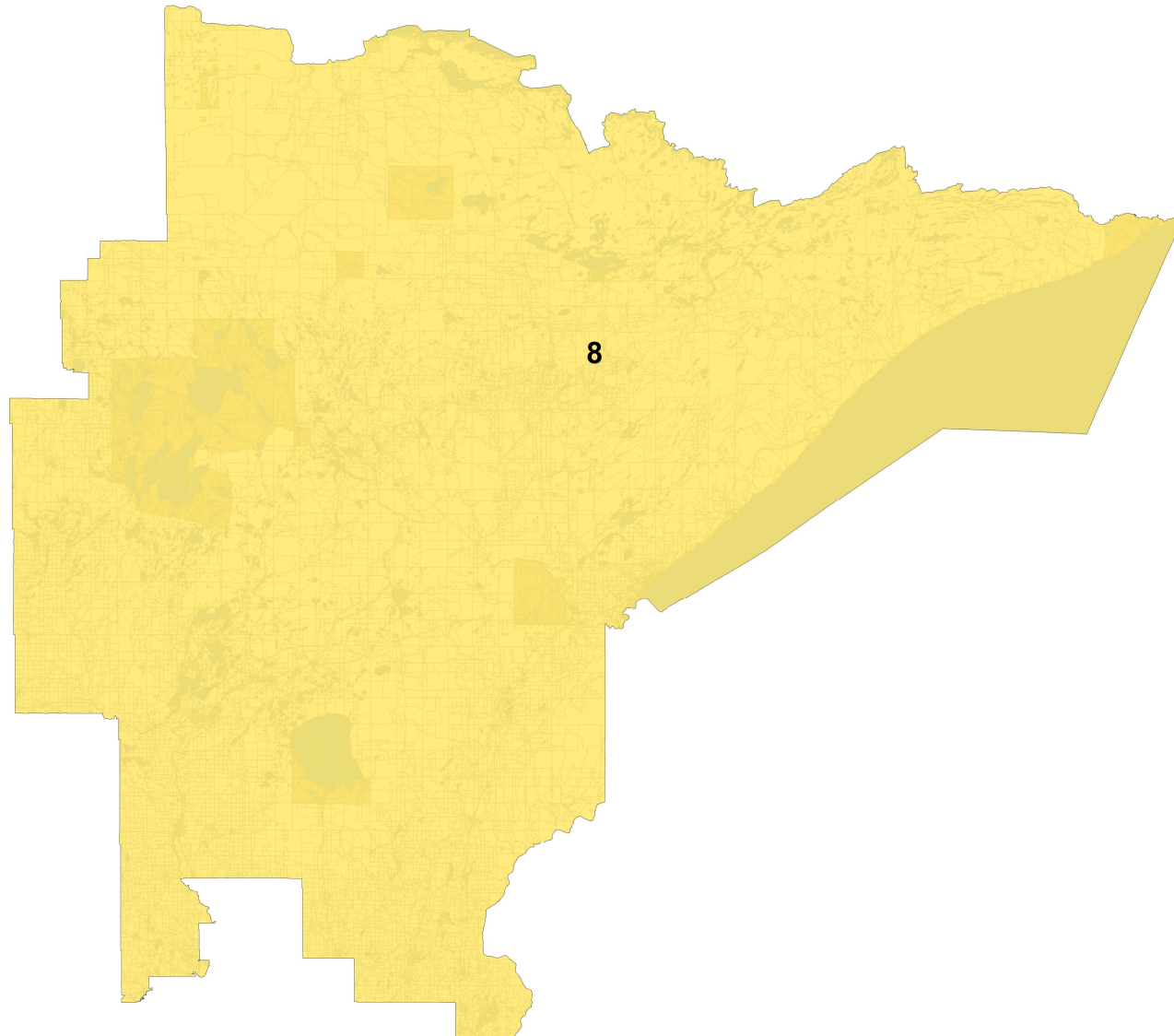
District: 7



©2021 CALIPER

Field	Value
District	7
Population	713312
Deviation	0
% Deviation	0%
ernate Schwartzberg	2.21
Polsby Popper	0.21
Perimeter	1,481.31
Reock	0.3
NH_Wht	609628
% NH_Wht	85.46%
AP_Blak	19941
% AP_Blak	2.8%
AP_Ind	32634
% AP_Ind	4.57%
AP_Asn	10289
% AP_Asn	1.44%
AP_Hwn	1527
% AP_Hwn	0.21%
AP_Oth	33112
% AP_Oth	4.64%
Hispanic Origin	38685
% Hispanic Origin	5.42%
18+_Pop	544182
NH18+_Wht	481406
% NH18+_Wht	88.46%
18+_AP_Blak	10979
% 18+_AP_Blak	2.02%
18+_AP_Ind	20046
% 18+_AP_Ind	3.68%
18+_AP_Asn	6513
% 18+_AP_Asn	1.2%
18+_AP_Hwn	907
% 18+_AP_Hwn	0.17%
18+_AP_Oth	21012
% 18+_AP_Oth	3.86%
H18+_Pop	22752
% H18+_Pop	4.18%

District: 8



Field	Value
District	8
Population	713312
Deviation	0
% Deviation	0%
ernate Schwartzberg	1.81
Polsby Popper	0.31
Perimeter	1,165.3
Reock	0.44
NH_Wht	634076
% NH_Wht	88.89%
AP_BlK	16350
% AP_BlK	2.29%
AP_Ind	34733
% AP_Ind	4.87%
AP_Asn	9100
% AP_Asn	1.28%
AP_Hwn	941
% AP_Hwn	0.13%
AP_Oth	16404
% AP_Oth	2.3%
Hispanic Origin	13590
% Hispanic Origin	1.91%
18+_Pop	562152
NH18+_Wht	510532
% NH18+_Wht	90.82%
18+_AP_BlK	9851
% 18+_AP_BlK	1.75%
18+_AP_Ind	22576
% 18+_AP_Ind	4.02%
18+_AP_Asn	6023
% 18+_AP_Asn	1.07%
18+_AP_Hwn	565
% 18+_AP_Hwn	0.1%
18+_AP_Oth	11306
% 18+_AP_Oth	2.01%