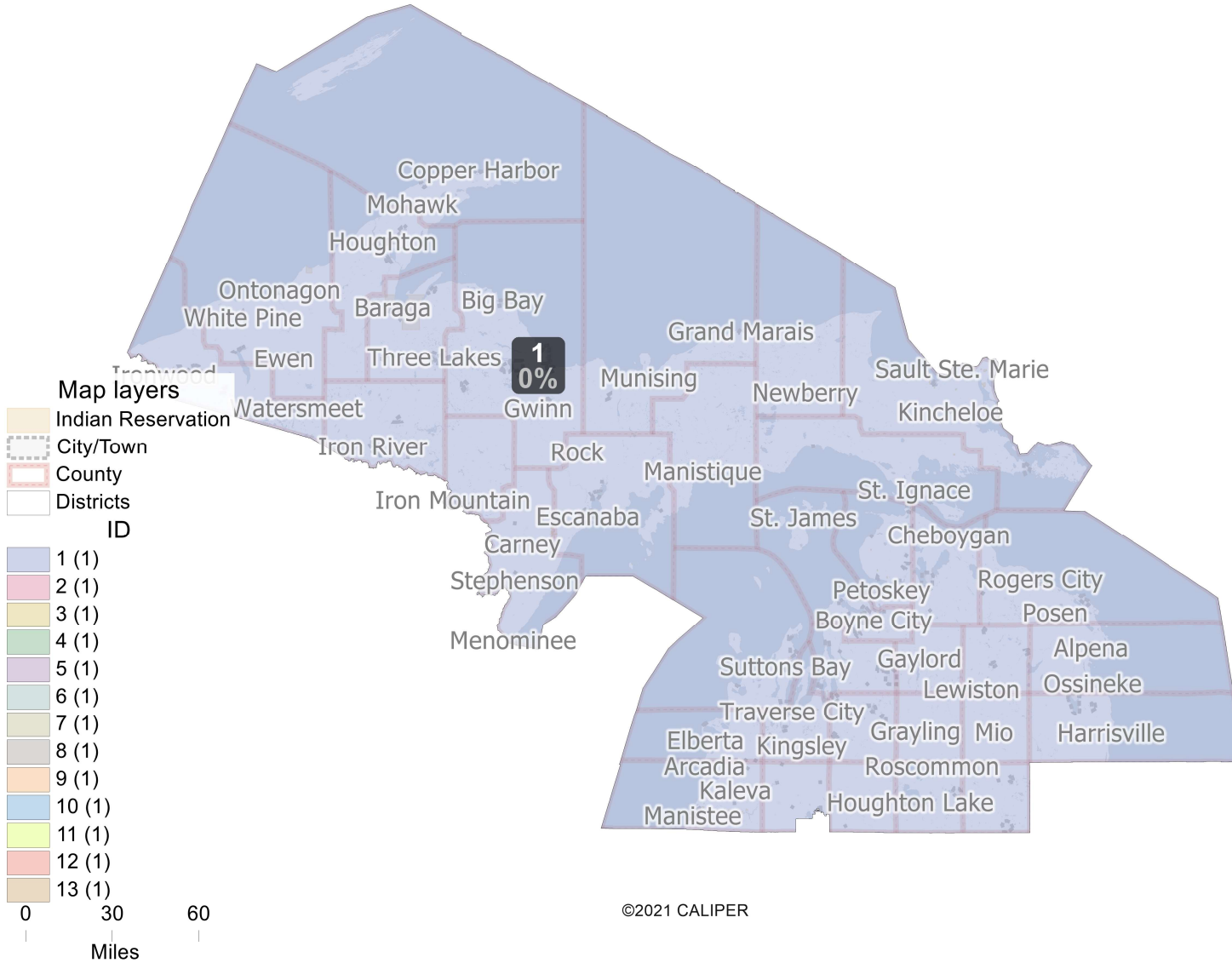
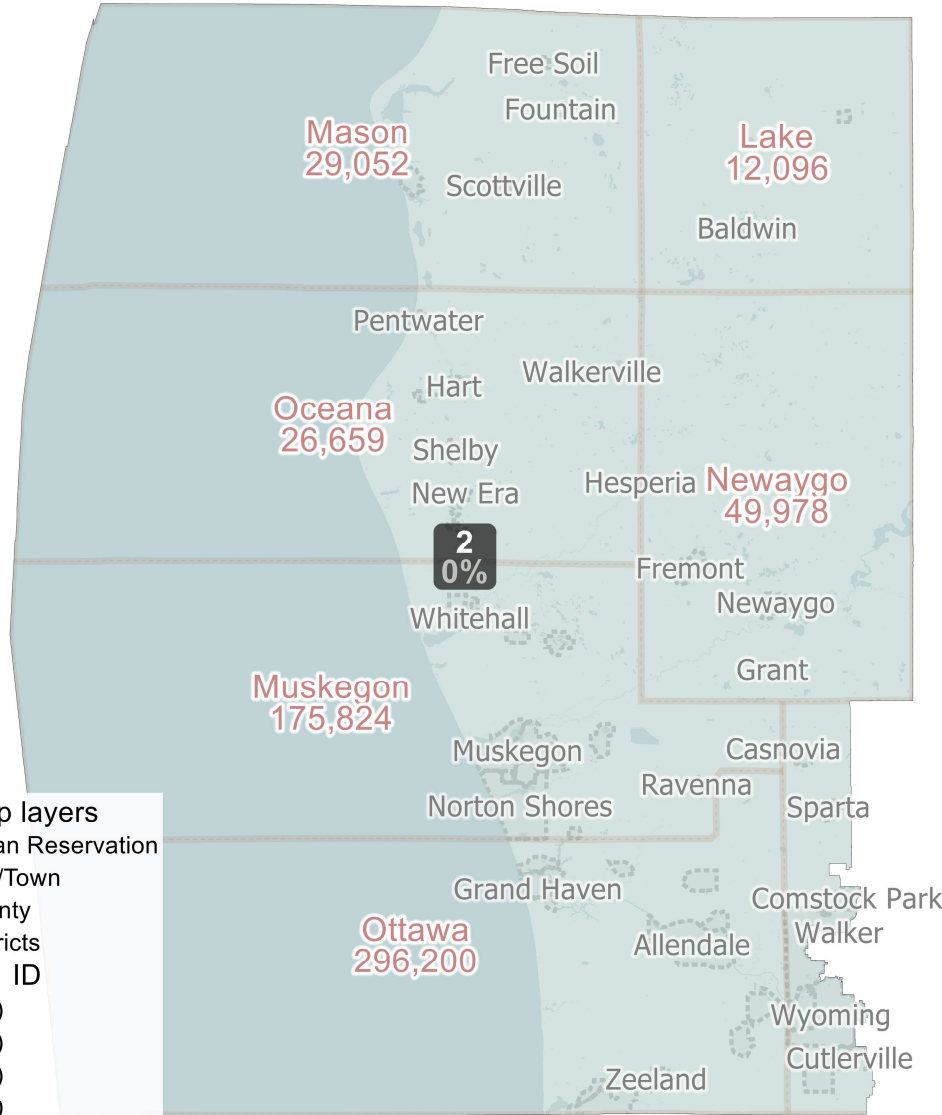


# District: 1



Field	Value
District	1
Population	775179
Deviation	0
% Deviation	0%
NH_Wht	691978
% NH_Wht	89.27%
AP_BlK	12599
% AP_BlK	1.63%
AP_Ind	40855
% AP_Ind	5.27%
AP_Asn	7632
% AP_Asn	0.98%
AP_Hwn	1090
% AP_Hwn	0.14%
AP_Oth	18354
% AP_Oth	2.37%
Hispanic Origin	16127
% Hispanic Origin	2.08%
18+_Pop	632301
NH18+_Wht	573504
% NH18+_Wht	90.7%
18+_AP_BlK	9010
% 18+_AP_BlK	1.42%
18+_AP_Ind	28594
% 18+_AP_Ind	4.52%
18+_AP_Asn	5334
% 18+_AP_Asn	0.84%
18+_AP_Hwn	671
% 18+_AP_Hwn	0.11%
18+_AP_Oth	13321
% 18+_AP_Oth	2.11%
H18+_Pop	10396
% H18+_Pop	1.64%

# District: 2



Field	Value
District	2
Population	775179
Deviation	0
% Deviation	0%
NH_Wht	603150
% NH_Wht	77.81%
AP_BlK	54920
% AP_BlK	7.08%
AP_Ind	19211
% AP_Ind	2.48%
AP_Asn	20313
% AP_Asn	2.62%
AP_Hwn	1049
% AP_Hwn	0.14%
AP_Oth	61922
% AP_Oth	7.99%
Hispanic Origin	77845
% Hispanic Origin	10.04%
18+_Pop	596221
NH18+_Wht	481429
% NH18+_Wht	80.75%
18+_AP_BlK	35832
% 18+_AP_BlK	6.01%
18+_AP_Ind	13495
% 18+_AP_Ind	2.26%
18+_AP_Asn	14006
% 18+_AP_Asn	2.35%
18+_AP_Hwn	661
% 18+_AP_Hwn	0.11%
18+_AP_Oth	41594
% 18+_AP_Oth	6.98%
H18+_Pop	49774
% H18+_Pop	8.35%

**Map layers**

- Indian Reservation
- City/Town
- County
- Districts

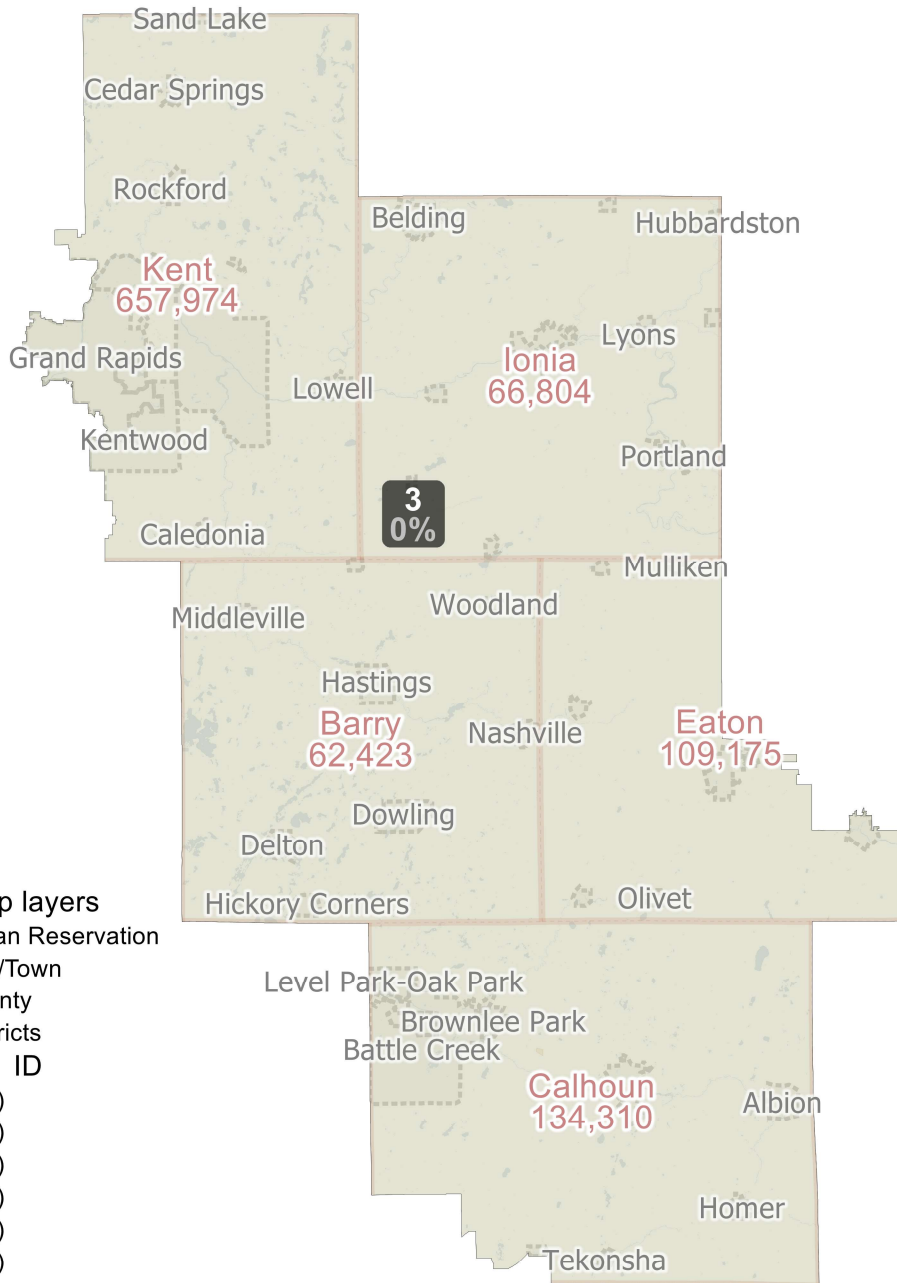
**ID**

- 1 (1)
- 2 (1)
- 3 (1)
- 4 (1)
- 5 (1)
- 6 (1)
- 7 (1)
- 8 (1)
- 9 (1)
- 10 (1)
- 11 (1)
- 12 (1)
- 13 (1)

0 7.5 15  
Miles

©2021 CALIPER

# District: 3

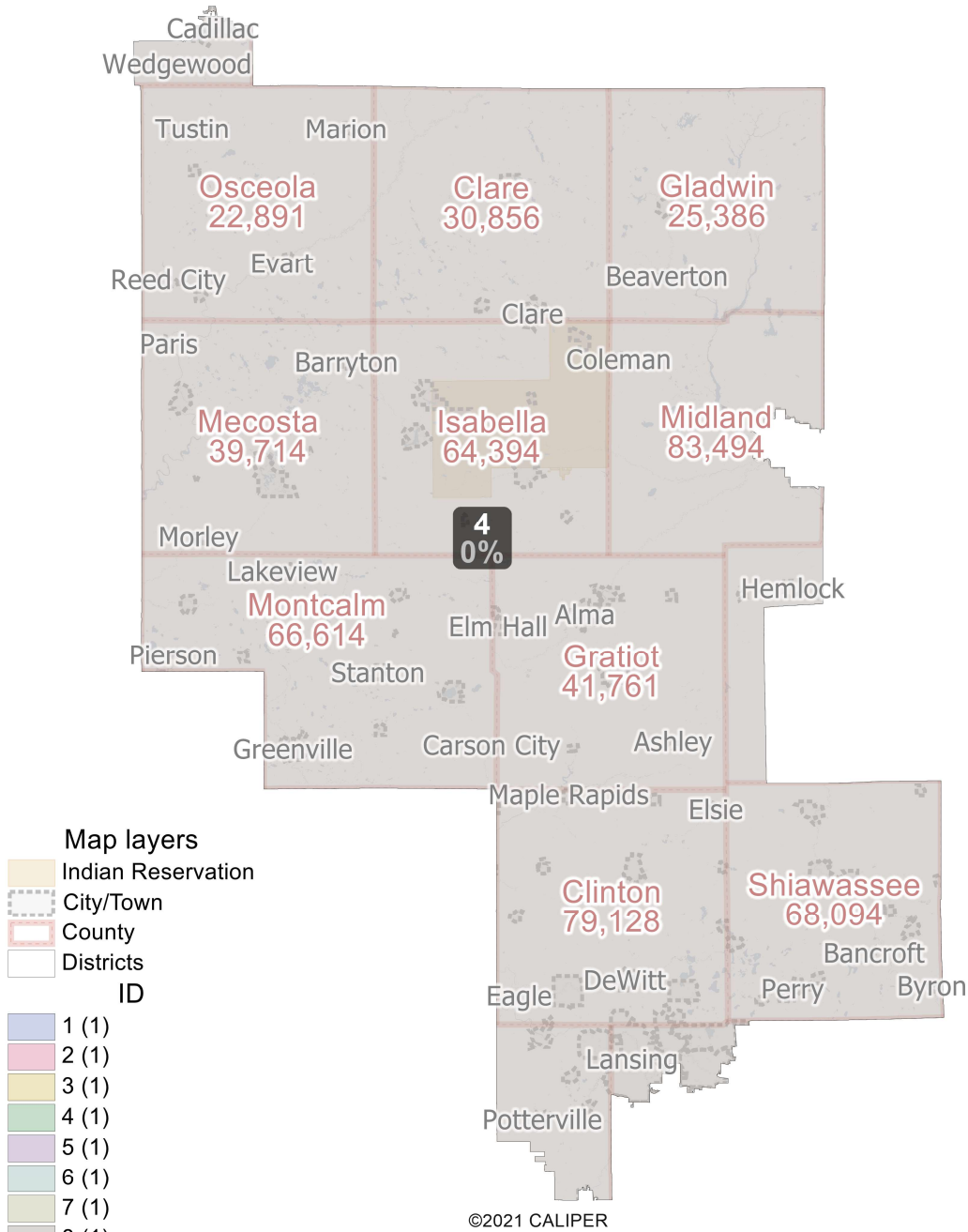


Field	Value
District	3
Population	775179
Deviation	0
% Deviation	0%
NH_Wht	584229
% NH_Wht	75.37%
AP_BlK	86745
% AP_BlK	11.19%
AP_Ind	17650
% AP_Ind	2.28%
AP_Asn	26946
% AP_Asn	3.48%
AP_Hwn	963
% AP_Hwn	0.12%
AP_Oth	51043
% AP_Oth	6.58%
Hispanic Origin	61249
% Hispanic Origin	7.9%
18+_Pop	595821
NH18+_Wht	468016
% NH18+_Wht	78.55%
18+_AP_BlK	57741
% 18+_AP_BlK	9.69%
18+_AP_Ind	12416
% 18+_AP_Ind	2.08%
18+_AP_Asn	18435
% 18+_AP_Asn	3.09%
18+_AP_Hwn	613
% 18+_AP_Hwn	0.1%
18+_AP_Oth	33925
% 18+_AP_Oth	5.69%
H18+_Pop	38654
% H18+_Pop	6.49%



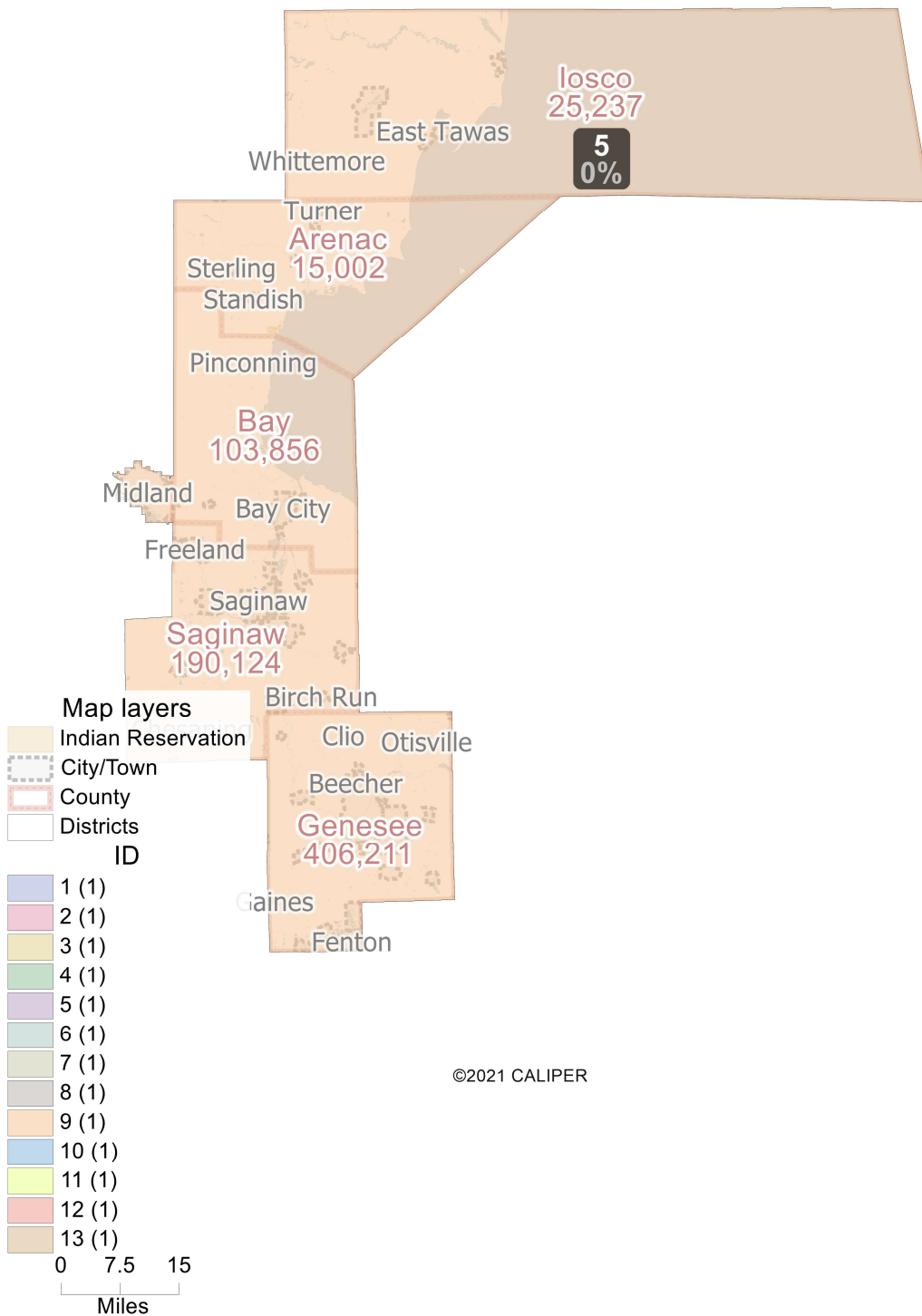
©2021 CALIPER

# District: 4



Field	Value
District	4
Population	775179
Deviation	0
% Deviation	0%
NH_Wht	618356
% NH_Wht	79.77%
AP_BlK	63822
% AP_BlK	8.23%
AP_Ind	21078
% AP_Ind	2.72%
AP_Asn	26991
% AP_Asn	3.48%
AP_Hwn	918
% AP_Hwn	0.12%
AP_Oth	34734
% AP_Oth	4.48%
Hispanic Origin	44297
% Hispanic Origin	5.71%
18+_Pop	616949
NH18+_Wht	504123
% NH18+_Wht	81.71%
18+_AP_BlK	44914
% 18+_AP_BlK	7.28%
18+_AP_Ind	15328
% 18+_AP_Ind	2.48%
18+_AP_Asn	20399
% 18+_AP_Asn	3.31%
18+_AP_Hwn	615
% 18+_AP_Hwn	0.1%
18+_AP_Oth	25353
% 18+_AP_Oth	4.11%
H18+_Pop	29812
% H18+_Pop	4.83%

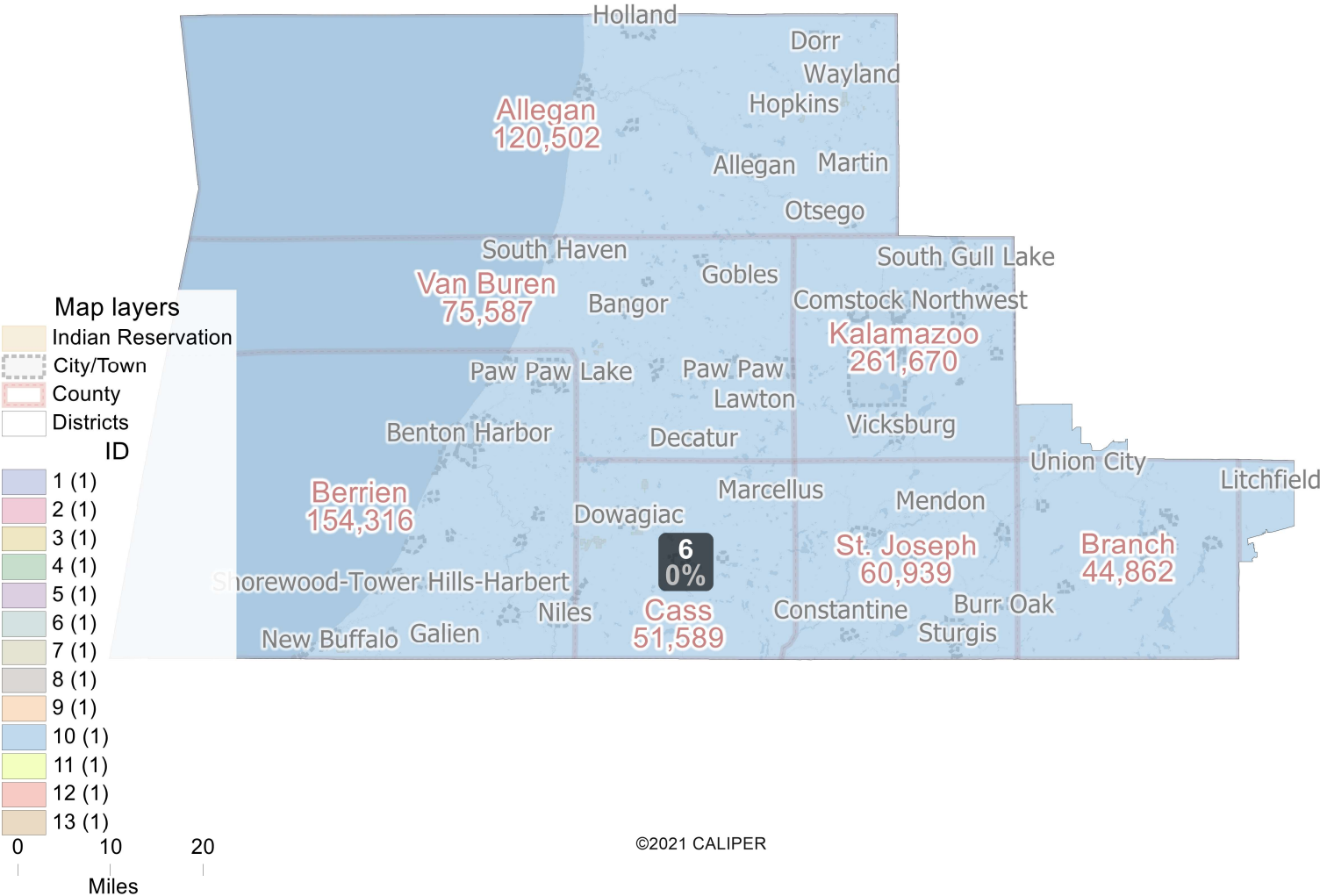
# District: 5



Field	Value
District	5
Population	775179
Deviation	0
% Deviation	0%
NH_Whit	569128
% NH_Whit	73.42%
AP_Blk	132510
% AP_Blk	17.09%
AP_Ind	19173
% AP_Ind	2.47%
AP_Asn	12550
% AP_Asn	1.62%
AP_Hwn	802
% AP_Hwn	0.1%
AP_Oth	32064
% AP_Oth	4.14%
Hispanic Origin	41363
% Hispanic Origin	5.34%
18+_Pop	607846
NH18+_Whit	463656
% NH18+_Whit	76.28%
18+_AP_Blk	91983
% 18+_AP_Blk	15.13%
18+_AP_Ind	14198
% 18+_AP_Ind	2.34%
18+_AP_Asn	9023
% 18+_AP_Asn	1.48%
18+_AP_Hwn	502
% 18+_AP_Hwn	0.08%
18+_AP_Oth	22920
% 18+_AP_Oth	3.77%
H18+_Pop	268588
% H18+_Pop	4.42%

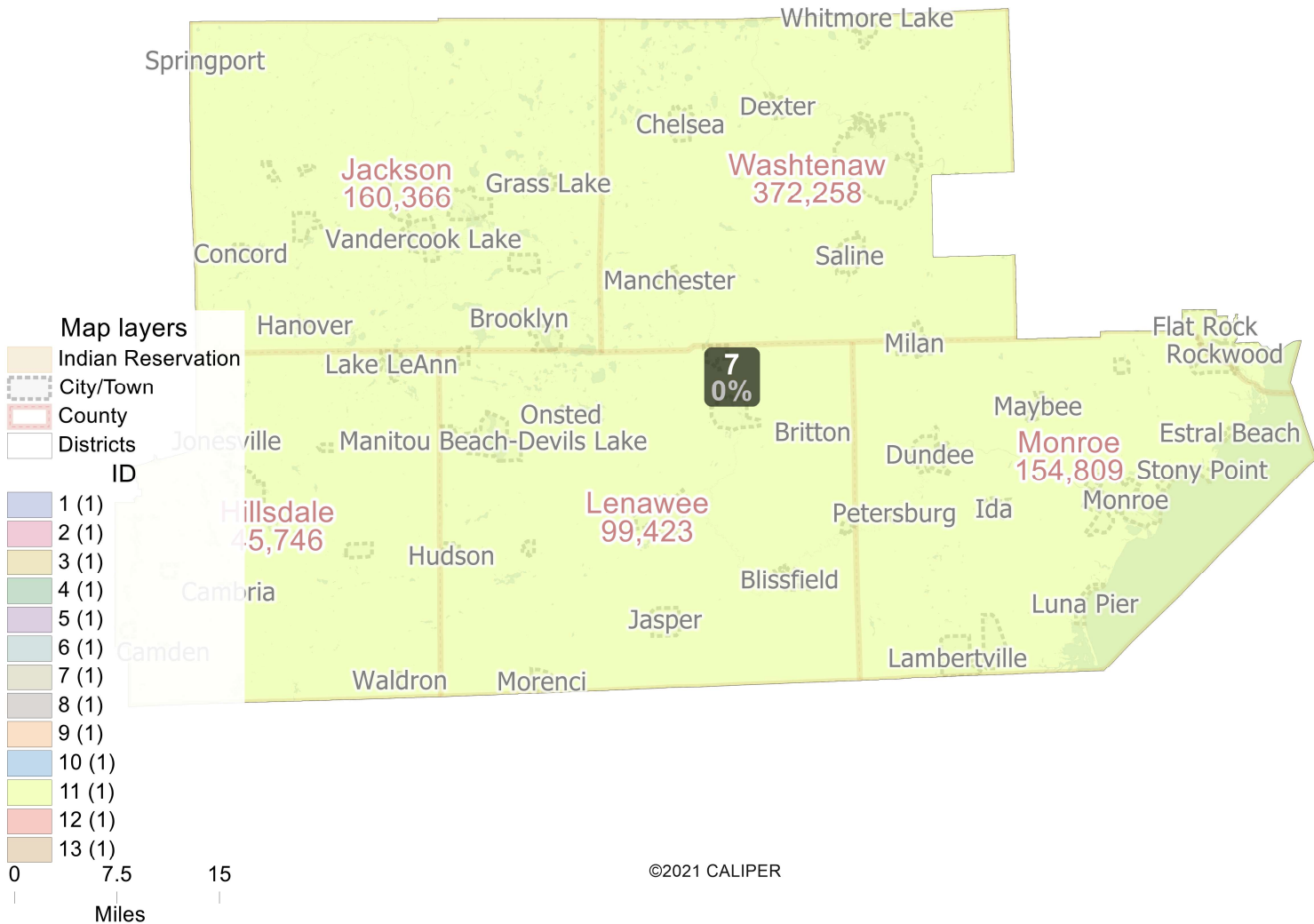
©2021 CALIPER

# District: 6



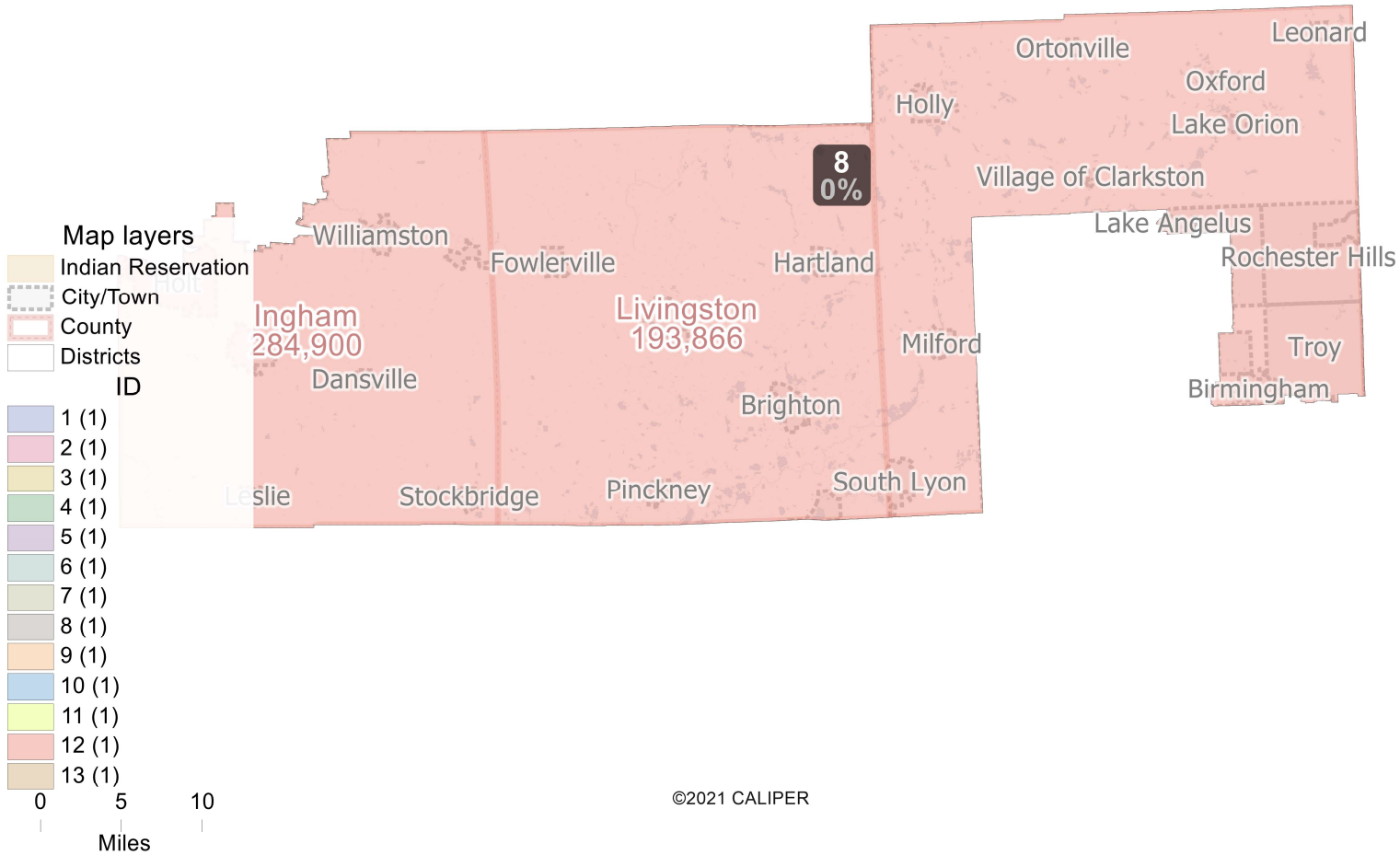
Field	Value
District	6
Population	775179
Deviation	0
% Deviation	0%
NH_Wht	605719
% NH_Wht	78.14%
AP_BlK	75539
% AP_BlK	9.74%
AP_Ind	21139
% AP_Ind	2.73%
AP_Asn	17677
% AP_Asn	2.28%
AP_Hwn	914
% AP_Hwn	0.12%
AP_Oth	47632
% AP_Oth	6.14%
Hispanic Origin	52677
% Hispanic Origin	6.8%
18+_Pop	599884
NH18+_Wht	486391
% NH18+_Wht	81.08%
18+_AP_BlK	49930
% 18+_AP_BlK	8.32%
18+_AP_Ind	14968
% 18+_AP_Ind	2.5%
18+_AP_Asn	12538
% 18+_AP_Asn	2.09%
18+_AP_Hwn	596
% 18+_AP_Hwn	0.1%
18+_AP_Oth	31805
% 18+_AP_Oth	5.3%
H18+_Pop	32741
% H18+_Pop	5.46%

# District: 7



Field	Value
District	7
Population	775179
Deviation	0
% Deviation	0%
NH_Wht	617830
% NH_Wht	79.7%
AP_BlK	54169
% AP_BlK	6.99%
AP_Ind	18144
% AP_Ind	2.34%
AP_Asn	42871
% AP_Asn	5.53%
AP_Hwn	815
% AP_Hwn	0.11%
AP_Oth	33420
% AP_Oth	4.31%
Hispanic Origin	38966
% Hispanic Origin	5.03%
18+_Pop	619422
NH18+_Wht	504505
% NH18+_Wht	81.45%
18+_AP_BlK	38309
% 18+_AP_BlK	6.18%
18+_AP_Ind	13396
% 18+_AP_Ind	2.16%
18+_AP_Asn	33603
% 18+_AP_Asn	5.42%
18+_AP_Hwn	613
% 18+_AP_Hwn	0.1%
18+_AP_Oth	23654
% 18+_AP_Oth	3.82%
H18+_Pop	26080
% H18+_Pop	4.21%

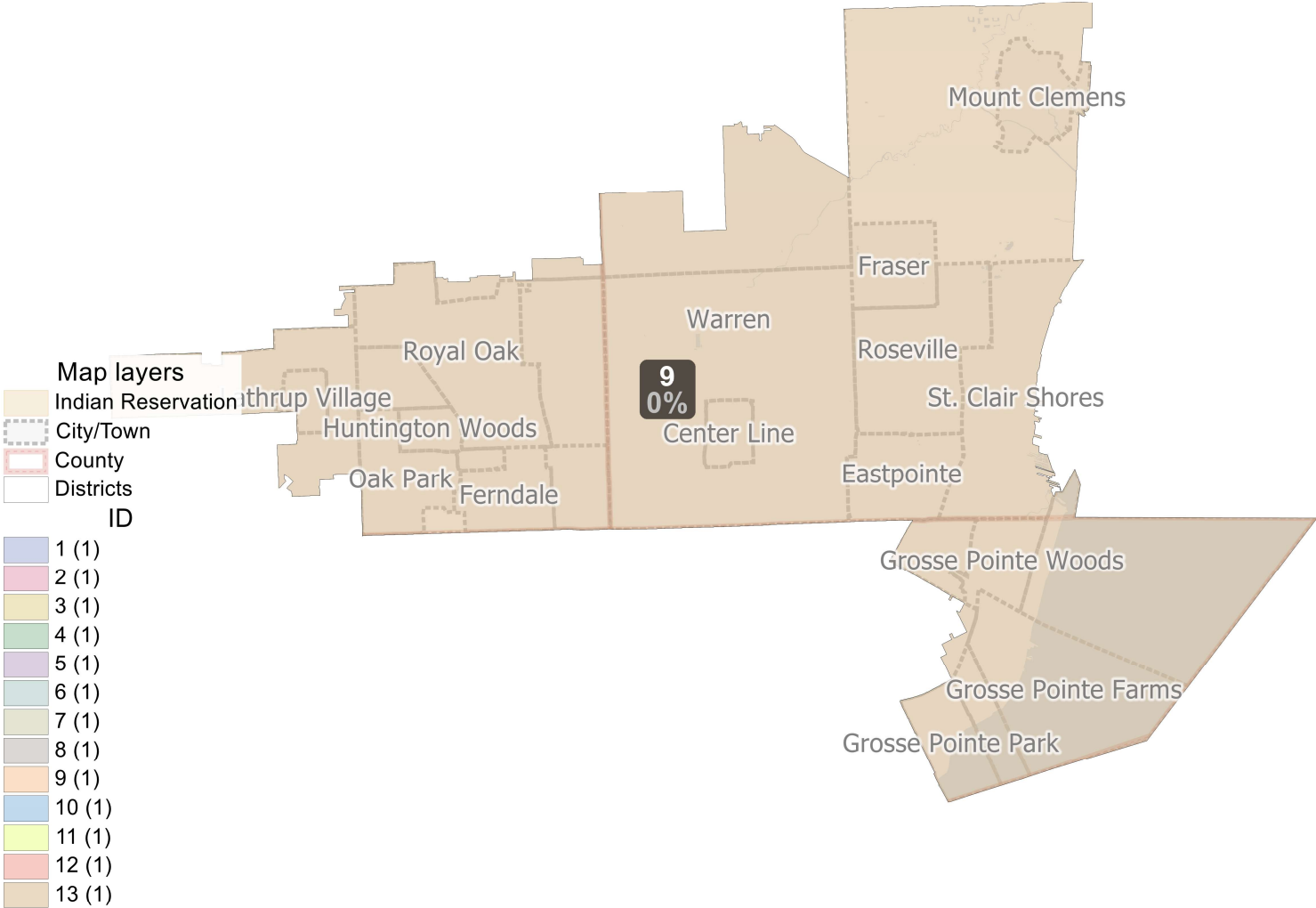
# District: 8



Field	Value
District	8
Population	775179
Deviation	0
% Deviation	0%
NH_Wht	636156
% NH_Wht	82.07%
AP_BlK	27355
% AP_BlK	3.53%
AP_Ind	14815
% AP_Ind	1.91%
AP_Asn	60475
% AP_Asn	7.8%
AP_Hwn	734
% AP_Hwn	0.09%
AP_Oth	31347
% AP_Oth	4.04%
Hispanic Origin	30339
% Hispanic Origin	3.91%
18+_Pop	604699
NH18+_Wht	507495
% NH18+_Wht	83.93%
18+_AP_BlK	18824
% 18+_AP_BlK	3.11%
18+_AP_Ind	10795
% 18+_AP_Ind	1.79%
18+_AP_Asn	42968
% 18+_AP_Asn	7.11%
18+_AP_Hwn	503
% 18+_AP_Hwn	0.08%
18+_AP_Oth	21378
% 18+_AP_Oth	3.54%
H18+_Pop	19625
% H18+_Pop	3.25%



# District: 9



- Map layers**
- Indian Reservation
  - City/Town
  - County
  - Districts

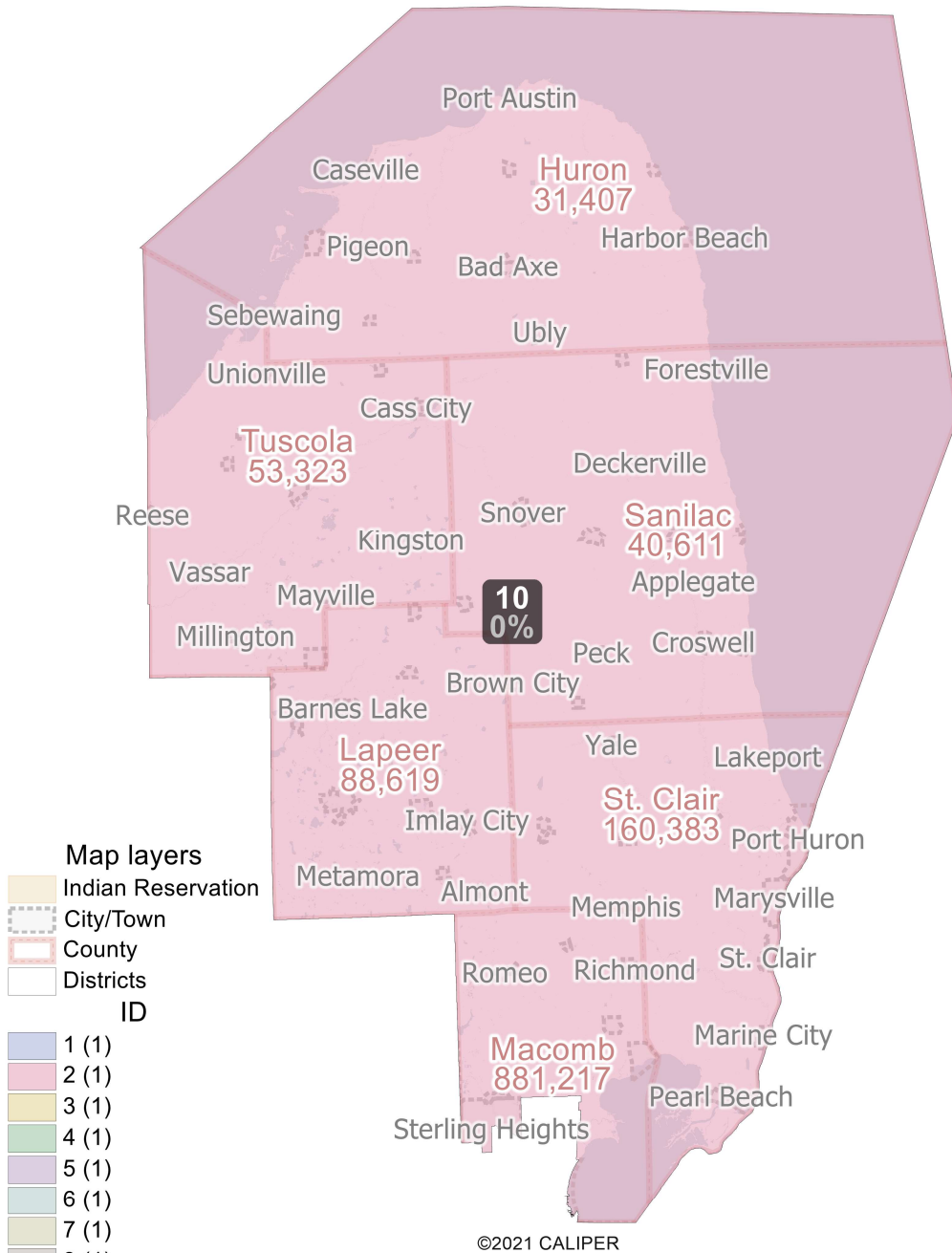
- ID**
- 1 (1)
  - 2 (1)
  - 3 (1)
  - 4 (1)
  - 5 (1)
  - 6 (1)
  - 7 (1)
  - 8 (1)
  - 9 (1)
  - 10 (1)
  - 11 (1)
  - 12 (1)
  - 13 (1)



©2021 CALIPER

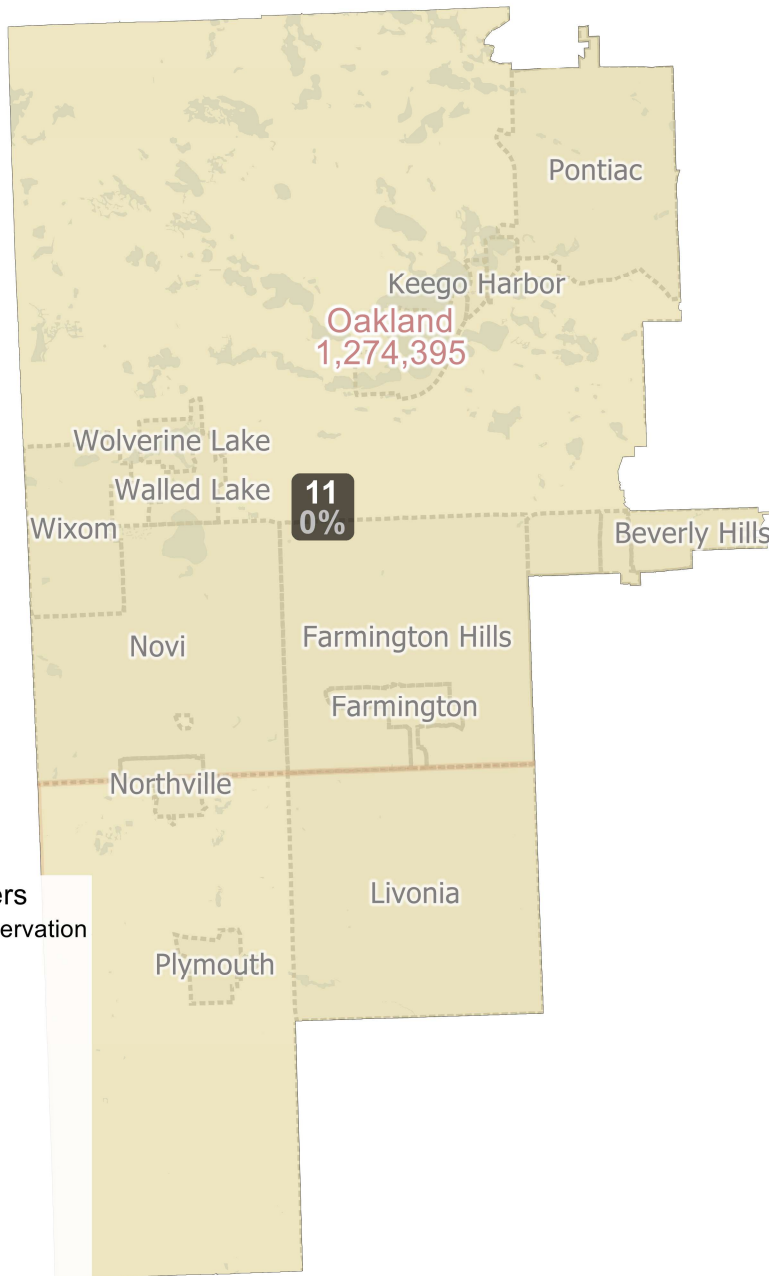
Field	Value
District	9
Population	775180
Deviation	1
% Deviation	0%
NH_Wht	519962
% NH_Wht	67.08%
AP_BlK	177626
% AP_BlK	22.91%
AP_Ind	14322
% AP_Ind	1.85%
AP_Asn	40015
% AP_Asn	5.16%
AP_Hwn	756
% AP_Hwn	0.1%
AP_Oth	22629
% AP_Oth	2.92%
Hispanic Origin	21886
% Hispanic Origin	2.82%
18+_Pop	624734
NH18+_Wht	437618
% NH18+_Wht	70.05%
18+_AP_BlK	129561
% 18+_AP_BlK	20.74%
18+_AP_Ind	10864
% 18+_AP_Ind	1.74%
18+_AP_Asn	29601
% 18+_AP_Asn	4.74%
18+_AP_Hwn	528
% 18+_AP_Hwn	0.08%
18+_AP_Oth	16309
% 18+_AP_Oth	2.61%
H18+_Pop	15144
% H18+_Pop	2.42%

# District: 10



Field	Value
District	10
Population	775180
Deviation	1
% Deviation	0%
NH_Wht	673649
% NH_Wht	86.9%
AP_BlK	32635
% AP_BlK	4.21%
AP_Ind	15665
% AP_Ind	2.02%
AP_Asn	20382
% AP_Asn	2.63%
AP_Hwn	640
% AP_Hwn	0.08%
AP_Oth	26861
% AP_Oth	3.47%
Hispanic Origin	27381
% Hispanic Origin	3.53%
18+_Pop	613807
NH18+_Wht	543182
% NH18+_Wht	88.49%
18+_AP_BlK	22025
% 18+_AP_BlK	3.59%
18+_AP_Ind	11297
% 18+_AP_Ind	1.84%
18+_AP_Asn	14819
% 18+_AP_Asn	2.41%
18+_AP_Hwn	416
% 18+_AP_Hwn	0.07%
18+_AP_Oth	18802
% 18+_AP_Oth	3.06%
H18+_Pop	17735
% H18+_Pop	2.89%

# District: 11

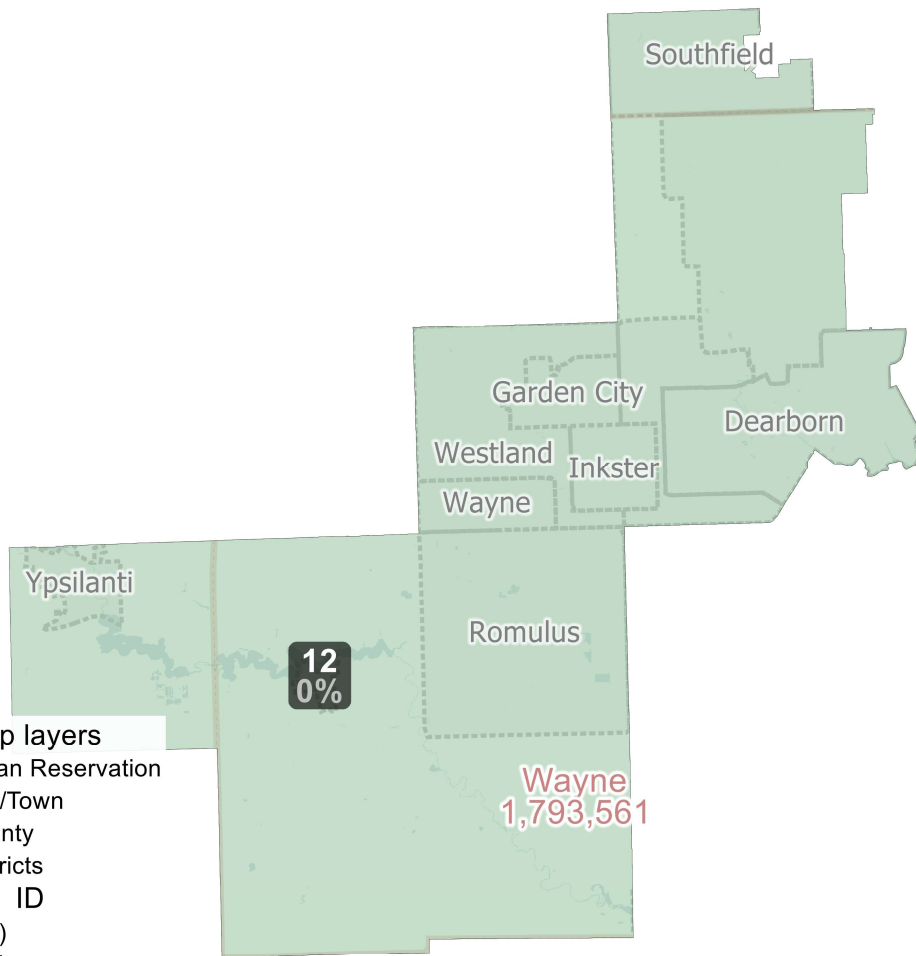


Field	Value
District	11
Population	775180
Deviation	1
% Deviation	0%
NH_Wht	532647
% NH_Wht	68.71%
AP_BlK	99126
% AP_BlK	12.79%
AP_Ind	12569
% AP_Ind	1.62%
AP_Asn	87245
% AP_Asn	11.25%
AP_Hwn	674
% AP_Hwn	0.09%
AP_Oth	38980
% AP_Oth	5.03%
Hispanic Origin	41520
% Hispanic Origin	5.36%
18+_Pop	615528
NH18+_Wht	439331
% NH18+_Wht	71.37%
18+_AP_BlK	73148
% 18+_AP_BlK	11.88%
18+_AP_Ind	9324
% 18+_AP_Ind	1.51%
18+_AP_Asn	63525
% 18+_AP_Asn	10.32%
18+_AP_Hwn	484
% 18+_AP_Hwn	0.08%
18+_AP_Oth	27184
% 18+_AP_Oth	4.42%
H18+_Pop	27590
% H18+_Pop	4.48%



©2021 CALIPER

# District: 12



Field	Value
District	12
Population	775180
Deviation	1
% Deviation	0%
NH_Wht	369251
% NH_Wht	47.63%
AP_Blkc	342367
% AP_Blkc	44.17%
AP_Ind	15232
% AP_Ind	1.96%
AP_Asn	20270
% AP_Asn	2.61%
AP_Hwn	911
% AP_Hwn	0.12%
AP_Oth	29362
% AP_Oth	3.79%
Hispanic Origin	31110
% Hispanic Origin	4.01%
18+_Pop	593890
NH18+_Wht	294293
% NH18+_Wht	49.55%
18+_AP_Blkc	252696
% 18+_AP_Blkc	42.55%
18+_AP_Ind	11459
% 18+_AP_Ind	1.93%
18+_AP_Asn	15417
% 18+_AP_Asn	2.6%
18+_AP_Hwn	615
% 18+_AP_Hwn	0.1%
18+_AP_Oth	20974
% 18+_AP_Oth	3.53%
H18+_Pop	21053
% H18+_Pop	3.54%

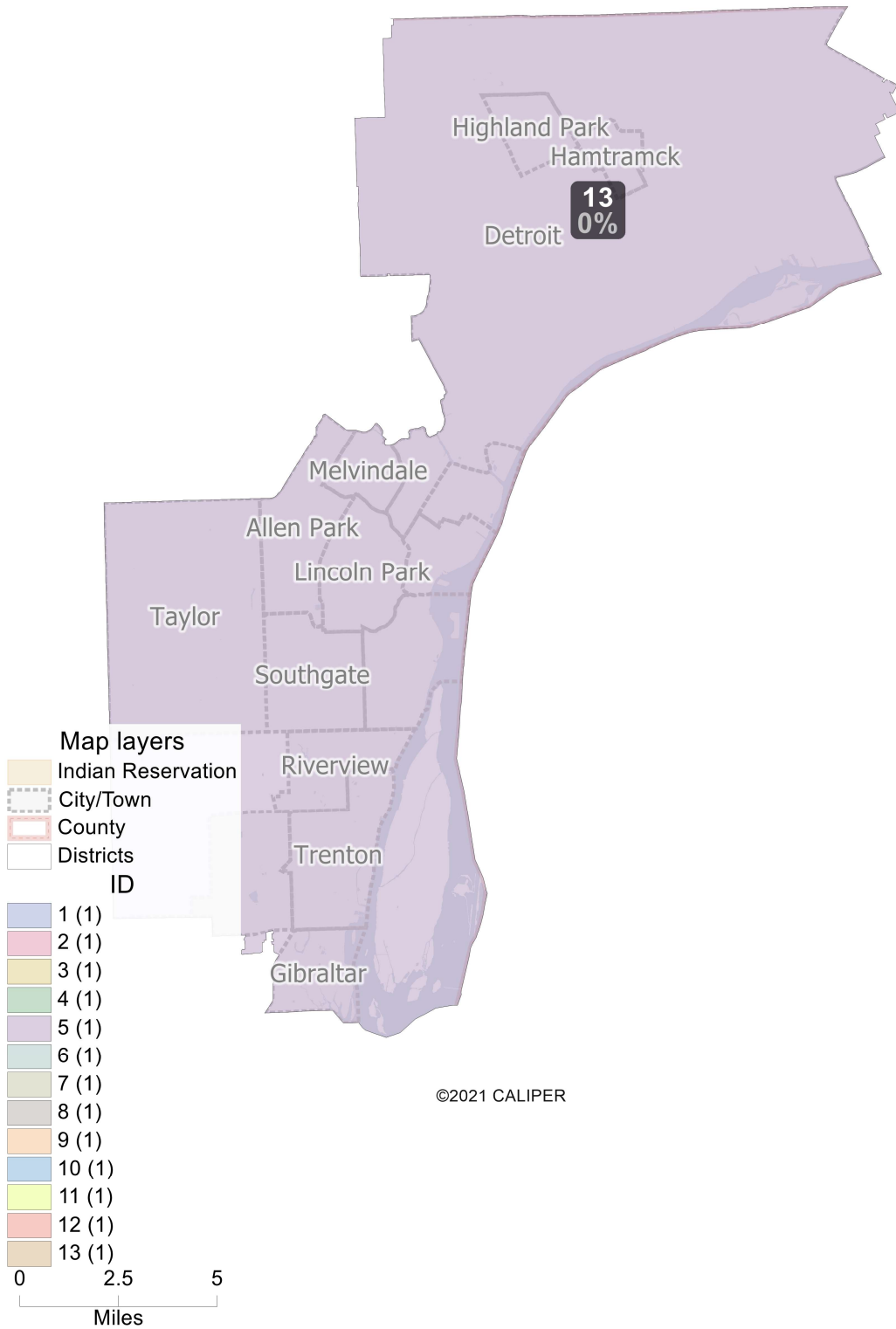
- Map layers**
- Indian Reservation
  - City/Town
  - County
  - Districts

- ID**
- 1 (1)
  - 2 (1)
  - 3 (1)
  - 4 (1)
  - 5 (1)
  - 6 (1)
  - 7 (1)
  - 8 (1)
  - 9 (1)
  - 10 (1)
  - 11 (1)
  - 12 (1)
  - 13 (1)

©2021 CALIPER



# District: 13



Field	Value
District	13
Population	775179
Deviation	0
% Deviation	0%
NH_Wht	273596
% NH_Wht	35.29%
AP_BlK	384709
% AP_BlK	49.63%
AP_Ind	16605
% AP_Ind	2.14%
AP_Asn	28561
% AP_Asn	3.68%
AP_Hwn	989
% AP_Hwn	0.13%
AP_Oth	64920
% AP_Oth	8.37%
Hispanic Origin	79662
% Hispanic Origin	10.28%
18+_Pop	593500
NH18+_Wht	225253
% NH18+_Wht	37.95%
18+_AP_BlK	287533
% 18+_AP_BlK	48.45%
18+_AP_Ind	12337
% 18+_AP_Ind	2.08%
18+_AP_Asn	20772
% 18+_AP_Asn	3.5%
18+_AP_Hwn	686
% 18+_AP_Hwn	0.12%
18+_AP_Oth	43828
% 18+_AP_Oth	7.38%
H18+_Pop	52183
% H18+_Pop	8.79%