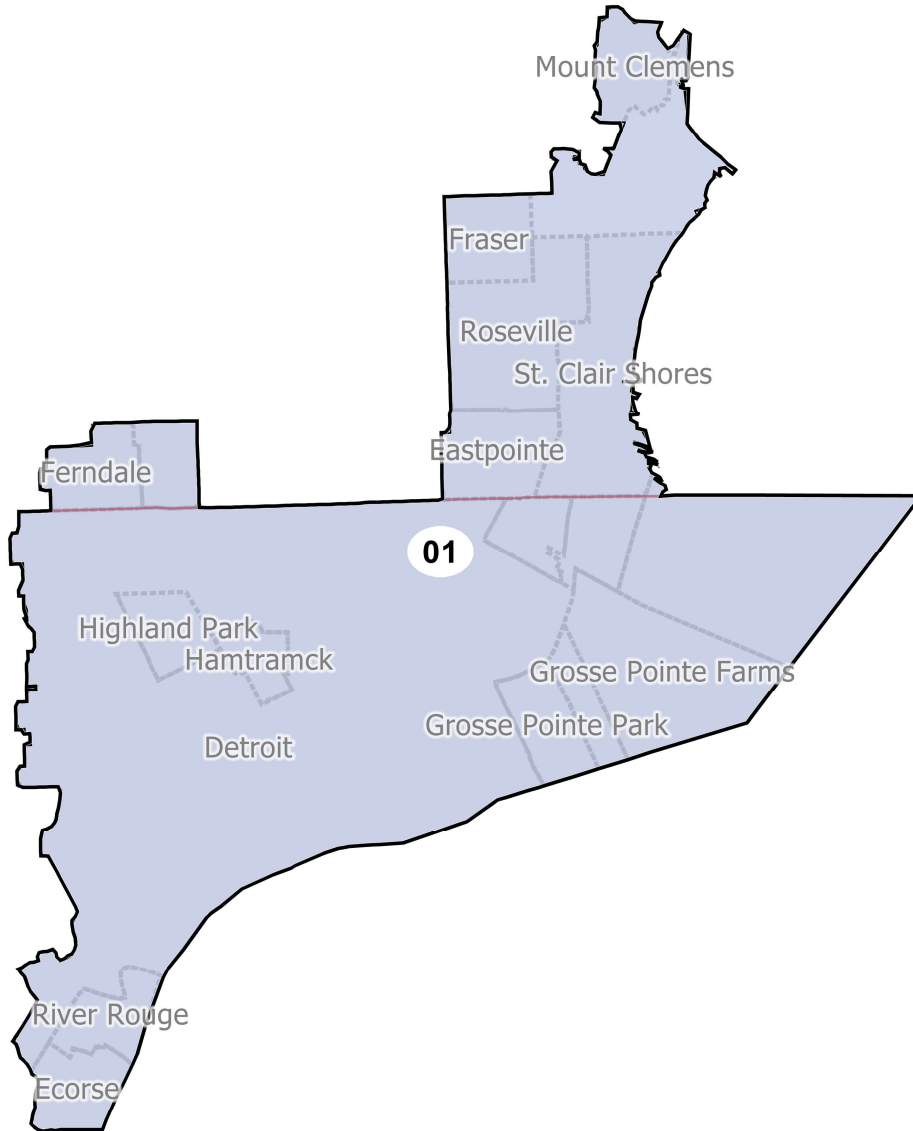
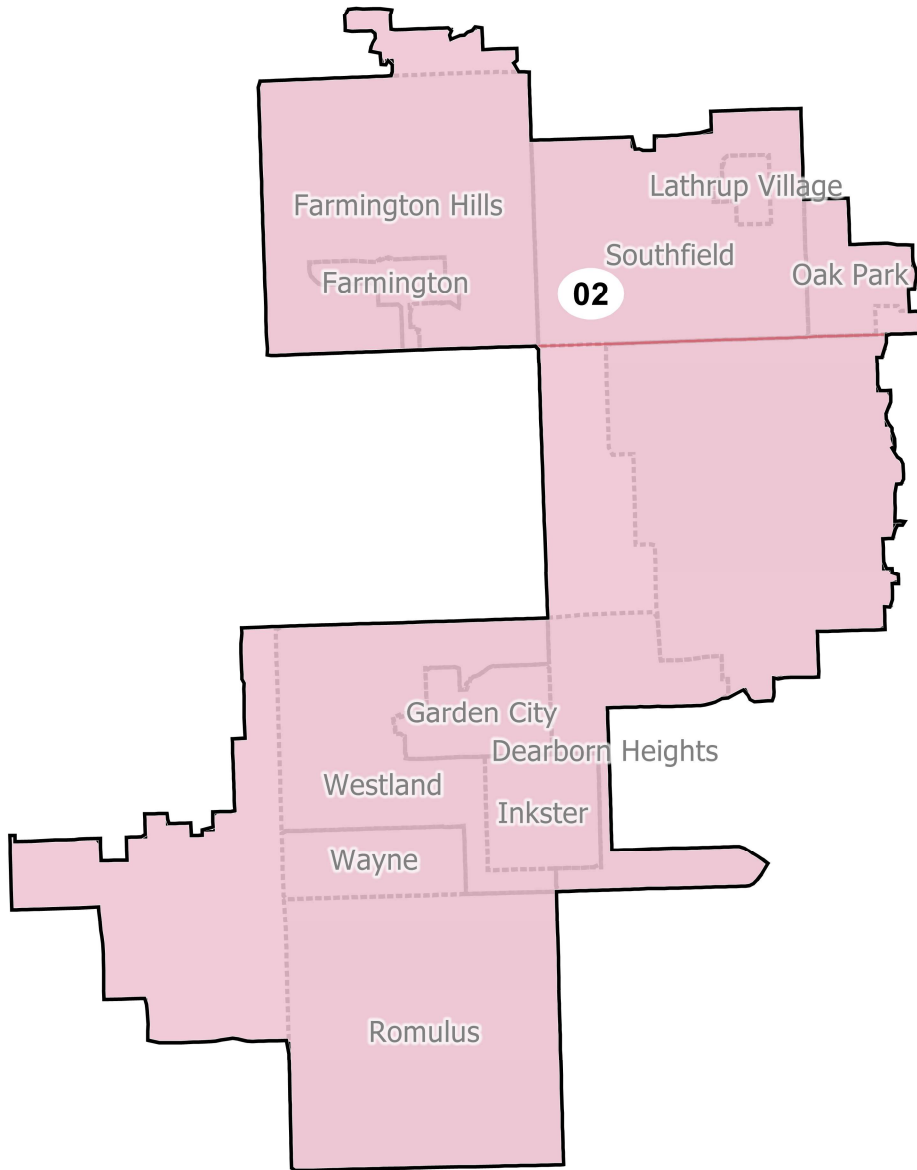


District: 01



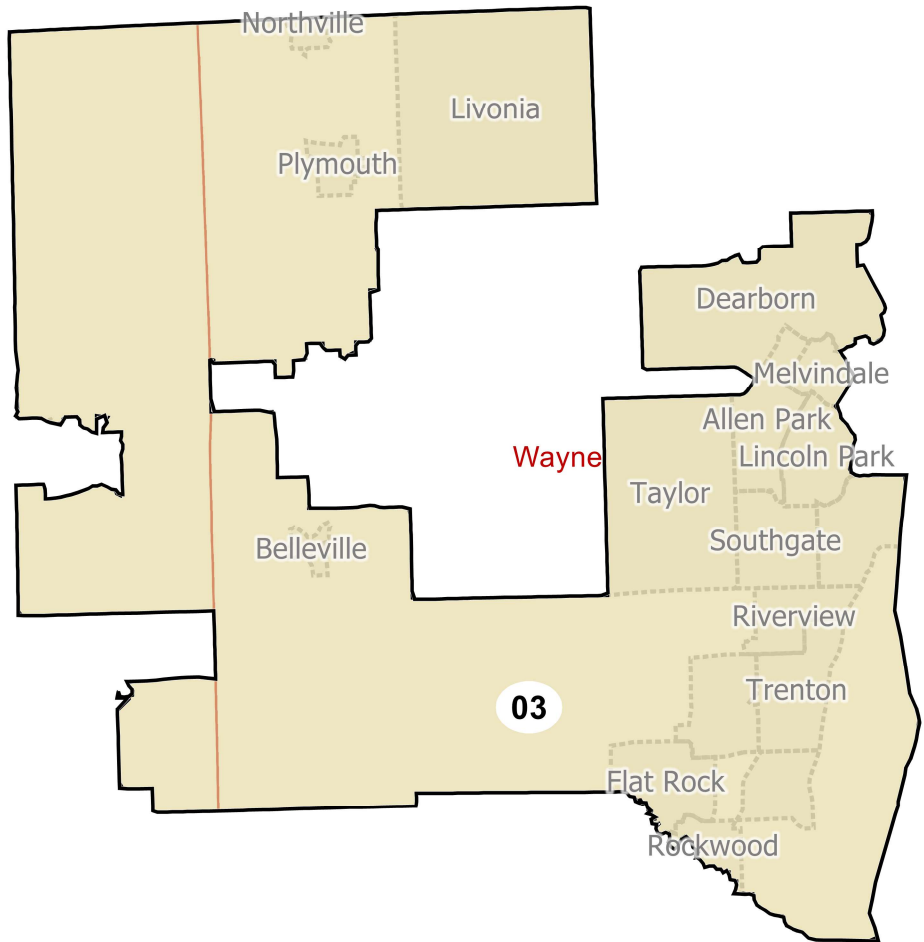
Field	Value
District	01
Population	775180
Deviation	1
% Deviation	0%
Reock	0.29
Polsby Popper	0.2
Alternate Schwartzberg	2.21
Perimeter	113.24
NH18+_Wht	233800
% NH18+_Wht	39.05%
H18+_Pop	37679
% H18+_Pop	6.29%
18+_AP_Bl	299826
% 18+_AP_Bl	50.08%
18+_AP_Asn	20413
% 18+_AP_Asn	3.41%
18+_AP_Ind	10883
% 18+_AP_Ind	1.82%
NH White CVAP 19	239771.65
% NH White CVAP 19	41.03%
H CVAP 19	23021.08
% H CVAP 19	3.94%
NH Black CVAP 19	303881.29
% NH Black CVAP 19	52%
NH Asian CVAP 19	10787.56
% NH Asian CVAP 19	1.85%
D 20_Pres	269558.14
% D 20_Pres	76.22%
R 20_Pres	84101.16
% R 20_Pres	23.78%
NH CVAP 19	561348.77
% NH CVAP 19	96.06%
Total CVAP 19	584394.02
20_Pres	353659.30
18+_Pop	598689
Formula Field	0.5008

District: 02



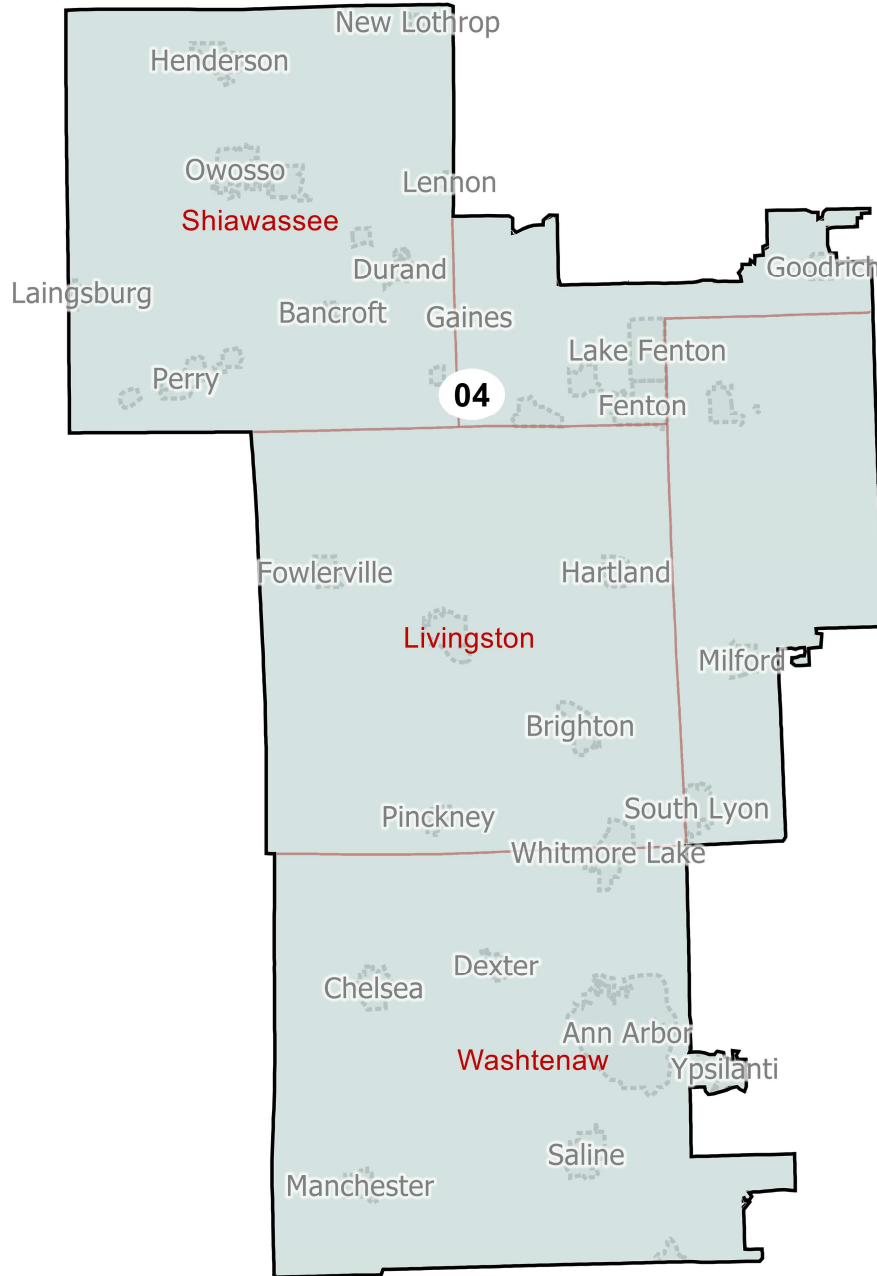
Field	Value
District	02
Population	775179
Deviation	0
% Deviation	0%
Reock	0.43
Polsby Popper	0.2
Alternate Schwartzberg	2.21
Perimeter	120.16
NH18+_Wht	247160
% NH18+_Wht	40.96%
H18+_Pop	17802
% H18+_Pop	2.95%
18+_AP_BlK	301748
% 18+_AP_BlK	50.01%
18+_AP_Asn	28366
% 18+_AP_Asn	4.7%
18+_AP_Ind	10444
% 18+_AP_Ind	1.73%
NH White CVAP 19	243891.47
% NH White CVAP 19	43.88%
H CVAP 19	10680.34
% H CVAP 19	1.92%
NH Black CVAP 19	282057.44
% NH Black CVAP 19	50.75%
NH Asian CVAP 19	12054.42
% NH Asian CVAP 19	2.17%
D 20_Pres	295741.84
% D 20_Pres	76.33%
R 20_Pres	91717.60
% R 20_Pres	23.67%
NH CVAP 19	545102.86
% NH CVAP 19	98.07%
Total CVAP 19	555806.68
20_Pres	387459.44
18+_Pop	603378
Formula Field	0.5001

District: 03



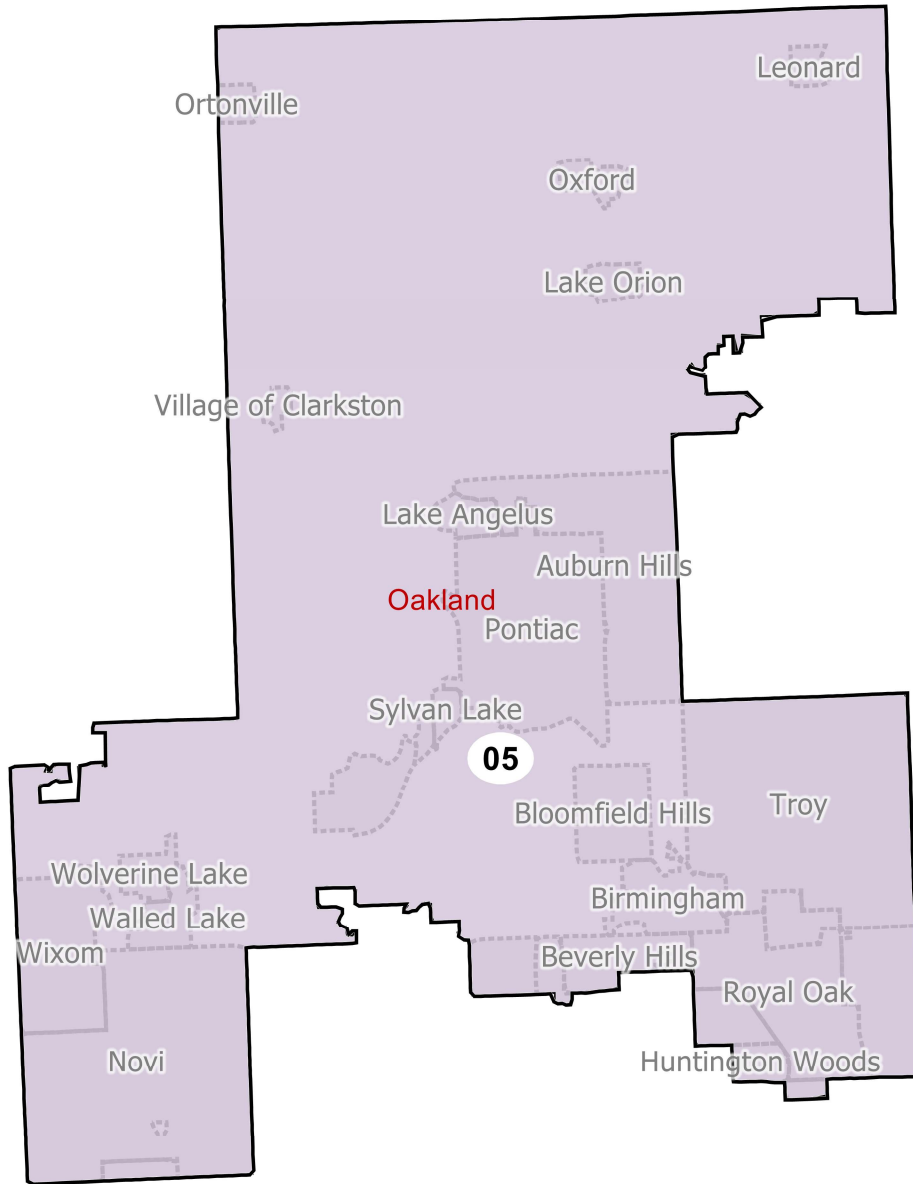
Field	Value
District	03
Population	775179
Deviation	0
% Deviation	0%
Reock	0.4
Polsby Popper	0.16
Alternate Schwartzberg	2.48
Perimeter	189.09
NH18+_Wht	464282
% NH18+_Wht	76.88%
H18+_Pop	34051
% H18+_Pop	5.64%
18+_AP_BlK	58078
% 18+_AP_BlK	9.62%
18+_AP_Asn	32140
% 18+_AP_Asn	5.32%
18+_AP_Ind	12736
% 18+_AP_Ind	2.11%
NH White CVAP 19	447126.50
% NH White CVAP 19	82.86%
H CVAP 19	22646.41
% H CVAP 19	4.2%
NH Black CVAP 19	45726.16
% NH Black CVAP 19	8.47%
NH Asian CVAP 19	19000.71
% NH Asian CVAP 19	3.52%
D 20_Pres	237160.93
% D 20_Pres	55.72%
R 20_Pres	188461.38
% R 20_Pres	44.28%
NH CVAP 19	517031.44
% NH CVAP 19	95.81%
Total CVAP 19	539641.52
20_Pres	425622.31
18+_Pop	603889
Formula Field	0.0962

District: 04



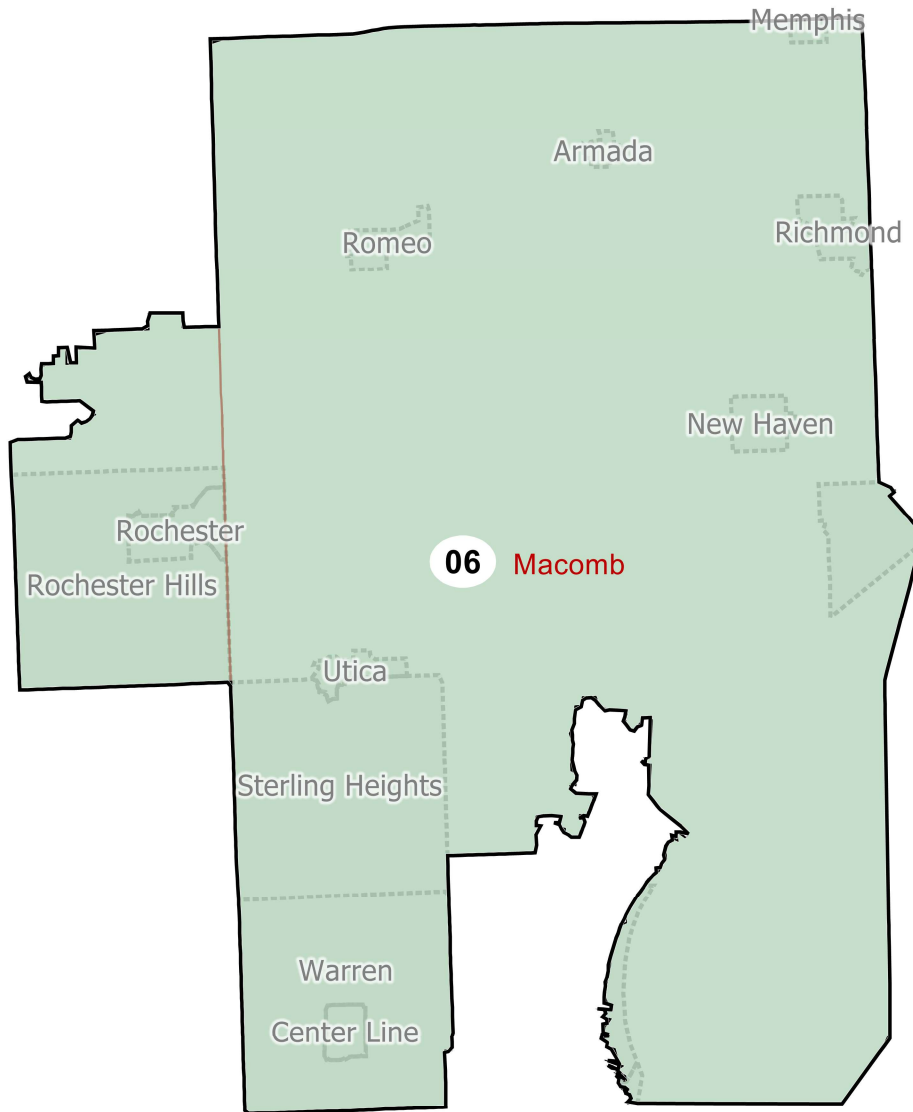
Field	Value
District	04
Population	775179
Deviation	0
% Deviation	0%
Reock	0.41
Polsby Popper	0.34
Alternate Schwartzberg	1.72
Perimeter	285.22
NH18+_Wht	518006
% NH18+_Wht	83.47%
H18+_Pop	21482
% H18+_Pop	3.46%
18+_AP_BlK	27813
% 18+_AP_BlK	4.48%
18+_AP_Asn	36396
% 18+_AP_Asn	5.86%
18+_AP_Ind	12044
% 18+_AP_Ind	1.94%
NH White CVAP 19	513142.92
% NH White CVAP 19	88.54%
H CVAP 19	15031.48
% H CVAP 19	2.59%
NH Black CVAP 19	25204.38
% NH Black CVAP 19	4.35%
NH Asian CVAP 19	20183.41
% NH Asian CVAP 19	3.48%
D 20_Pres	246576.64
% D 20_Pres	52.5%
R 20_Pres	223058.70
% R 20_Pres	47.5%
NH CVAP 19	564480.92
% NH CVAP 19	97.4%
Total CVAP 19	579551.36
20_Pres	469635.33
18+_Pop	620587
Formula Field	0.0448

District: 05



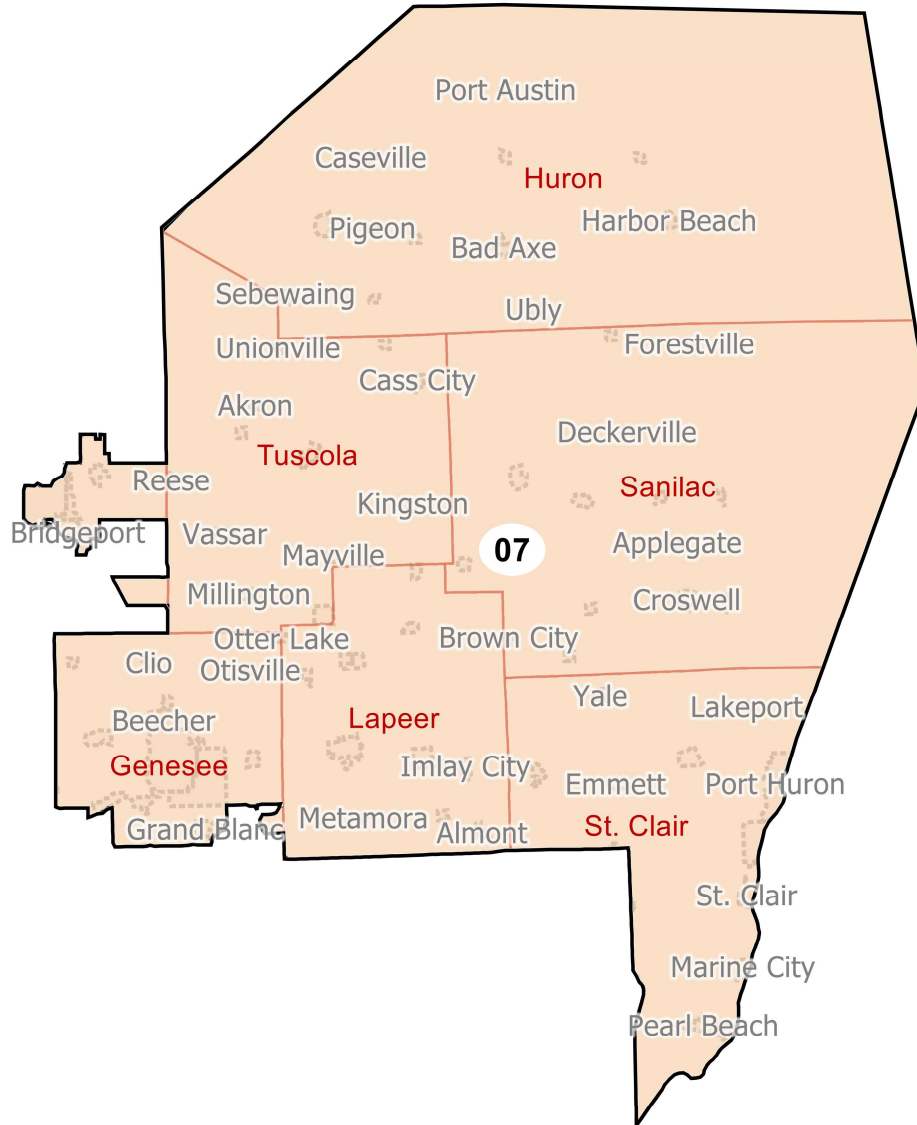
Field	Value
District	05
Population	775180
Deviation	1
% Deviation	0%
Reock	0.41
Polsby Popper	0.27
Alternate Schwartzberg	1.91
Perimeter	148.16
NH18+_Wht	458176
% NH18+_Wht	74.62%
H18+_Pop	29121
% H18+_Pop	4.74%
18+_AP_BlK	57426
% 18+_AP_BlK	9.35%
18+_AP_Asn	56729
% 18+_AP_Asn	9.24%
18+_AP_Ind	9559
% 18+_AP_Ind	1.56%
NH White CVAP 19	448023.00
% NH White CVAP 19	80.83%
H CVAP 19	16979.72
% H CVAP 19	3.06%
NH Black CVAP 19	54201.11
% NH Black CVAP 19	9.78%
NH Asian CVAP 19	29713.24
% NH Asian CVAP 19	5.36%
D 20_Pres	252544.76
% D 20_Pres	55.15%
R 20_Pres	205339.03
% R 20_Pres	44.85%
NH CVAP 19	537340.79
% NH CVAP 19	96.94%
Total CVAP 19	554297.13
20_Pres	457883.79
18+_Pop	613990
Formula Field	0.0935

District: 06



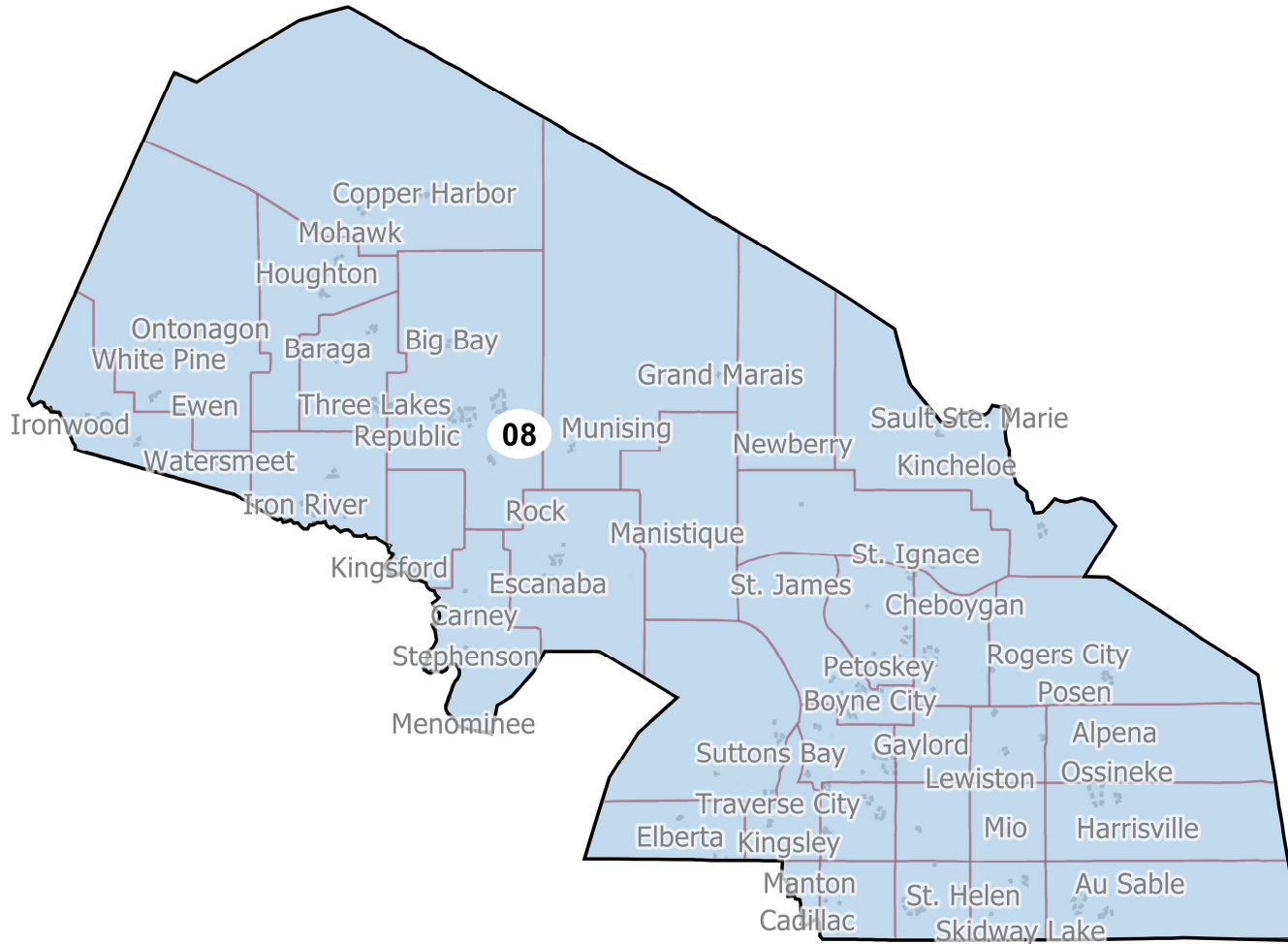
Field	Value
District	06
Population	775179
Deviation	0
% Deviation	0%
Reock	0.58
Polsby Popper	0.31
Alternate Schwartzberg	1.8
Perimeter	154.29
NH18+_Wht	489725
% NH18+_Wht	79.77%
H18+_Pop	16587
% H18+_Pop	2.7%
18+_AP_BlK	53349
% 18+_AP_BlK	8.69%
18+_AP_Asn	41150
% 18+_AP_Asn	6.7%
18+_AP_Ind	9476
% 18+_AP_Ind	1.54%
NH White CVAP 19	473738.17
% NH White CVAP 19	84.5%
H CVAP 19	10985.43
% H CVAP 19	1.96%
NH Black CVAP 19	46896.82
% NH Black CVAP 19	8.36%
NH Asian CVAP 19	24442.85
% NH Asian CVAP 19	4.36%
D 20_Pres	191885.48
% D 20_Pres	44.07%
R 20_Pres	243506.61
% R 20_Pres	55.93%
NH CVAP 19	549676.20
% NH CVAP 19	98.04%
Total CVAP 19	560657.80
20_Pres	435392.09
18+_Pop	613912
Formula Field	0.0869

District: 07



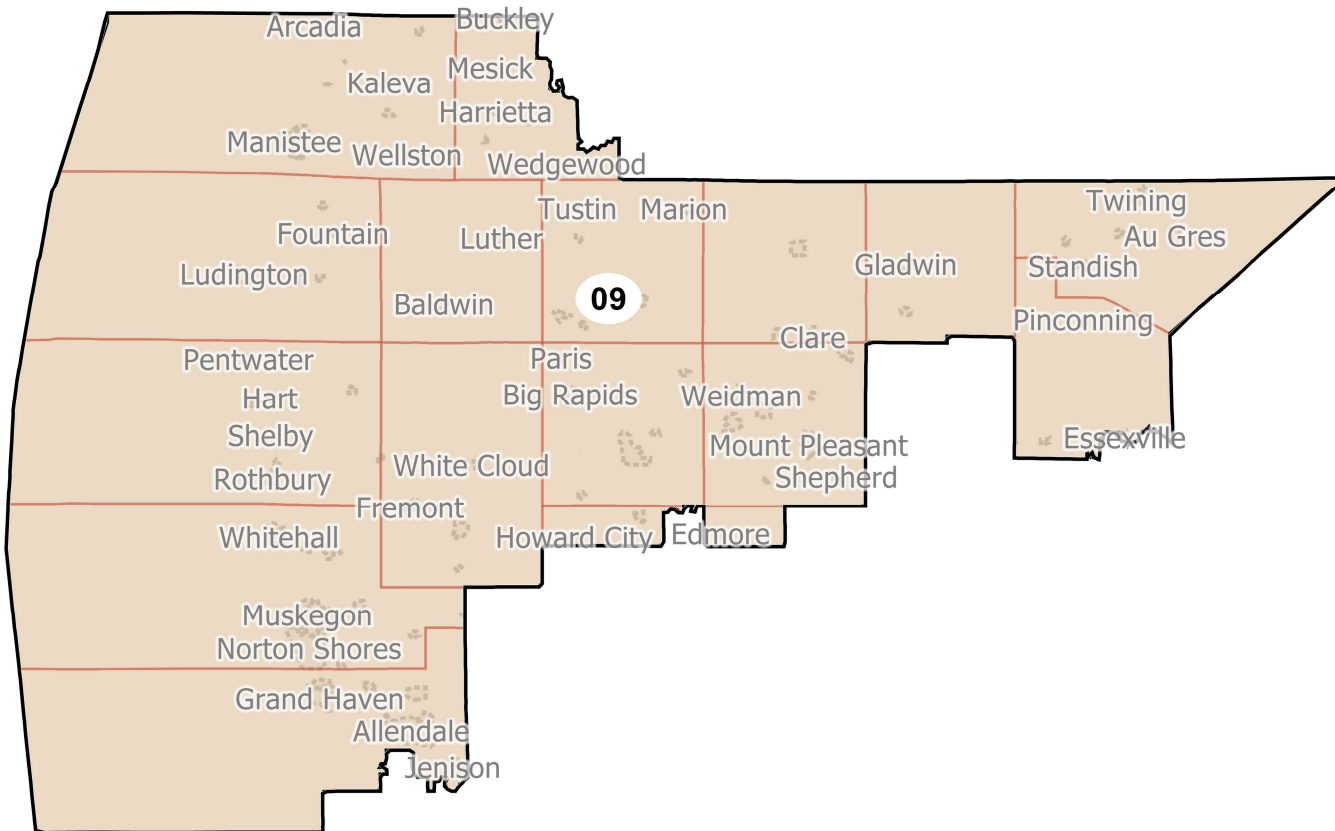
Field	Value
District	07
Population	775179
Deviation	0
% Deviation	0%
Reock	0.56
Polsby Popper	0.41
Alternate Schwartzberg	1.57
Perimeter	455.09
NH18+_Wht	472846
% NH18+_Wht	78.02%
H18+_Pop	23861
% H18+_Pop	3.94%
18+_AP_BlK	86573
% 18+_AP_BlK	14.28%
18+_AP_Asn	5768
% 18+_AP_Asn	0.95%
18+_AP_Ind	14303
% 18+_AP_Ind	2.36%
NH White CVAP 19	486272.39
% NH White CVAP 19	80.4%
H CVAP 19	20793.05
% H CVAP 19	3.44%
NH Black CVAP 19	85676.50
% NH Black CVAP 19	14.17%
NH Asian CVAP 19	4124.63
% NH Asian CVAP 19	0.68%
D 20_Pres	188900.65
% D 20_Pres	45.65%
R 20_Pres	224861.74
% R 20_Pres	54.35%
NH CVAP 19	584023.34
% NH CVAP 19	96.56%
Total CVAP 19	604800.53
20_Pres	413762.38
18+_Pop	606070
Formula Field	0.1428

District: 08



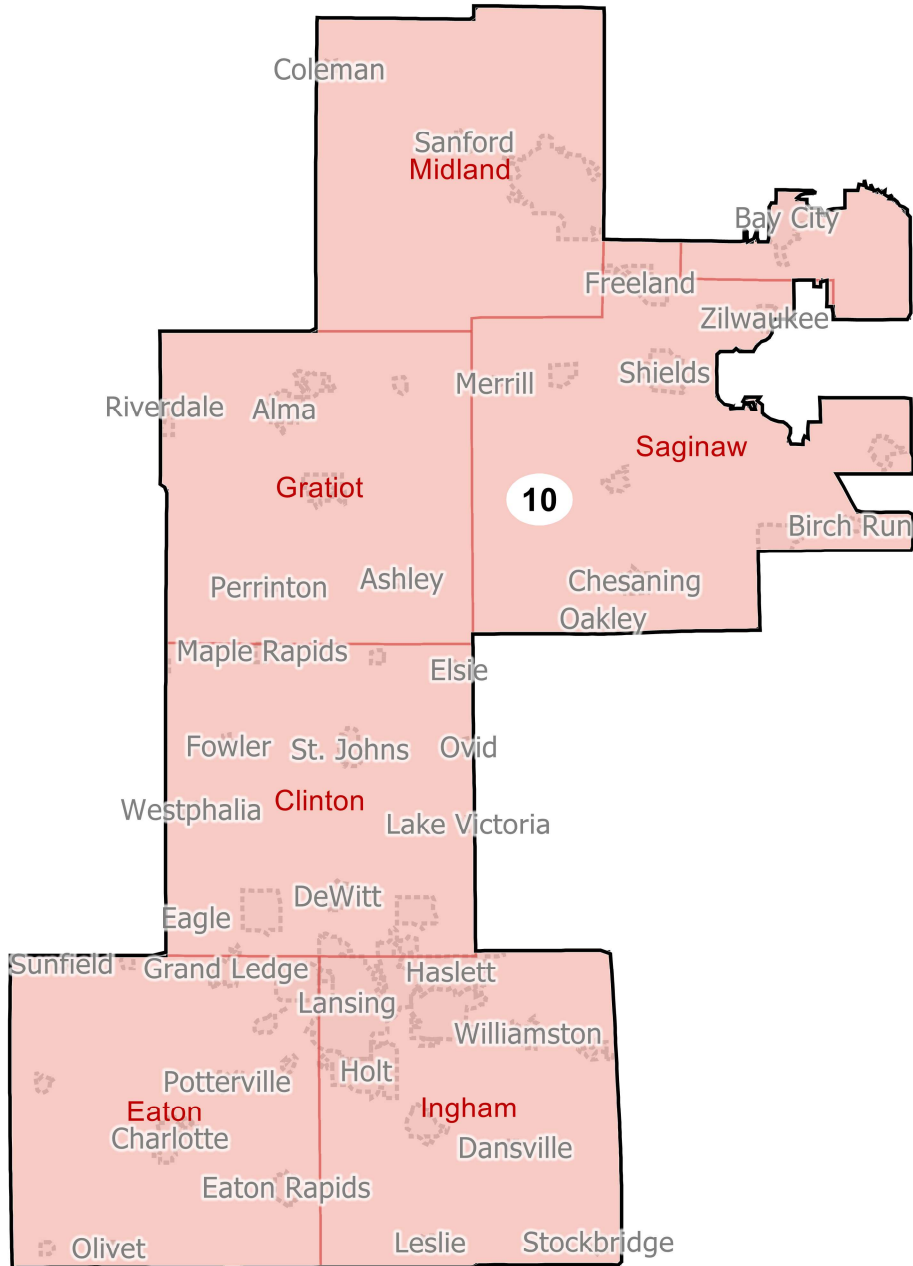
Field	Value
District	08
Population	775179
Deviation	0
% Deviation	0%
Reock	0.37
Polsby Popper	0.4
Alternate Schwartzberg	1.59
Perimeter	1,335.51
NH18+_Wht	574117
% NH18+_Wht	90.83%
H18+_Pop	10323
% H18+_Pop	1.63%
18+_AP_BlK	8563
% 18+_AP_BlK	1.35%
18+_AP_Asn	5443
% 18+_AP_Asn	0.86%
18+_AP_Ind	28189
% 18+_AP_Ind	4.46%
NH White CVAP 19	576795.27
% NH White CVAP 19	93.04%
H CVAP 19	8219.50
% H CVAP 19	1.33%
NH Black CVAP 19	9801.03
% NH Black CVAP 19	1.58%
NH Asian CVAP 19	3339.02
% NH Asian CVAP 19	0.54%
D 20_Pres	182738.78
% D 20_Pres	40.05%
R 20_Pres	273495.83
% R 20_Pres	59.95%
NH CVAP 19	611713.67
% NH CVAP 19	98.67%
Total CVAP 19	619932.92
20_Pres	456234.62
18+_Pop	632046
Formula Field	0.0135

District: 09



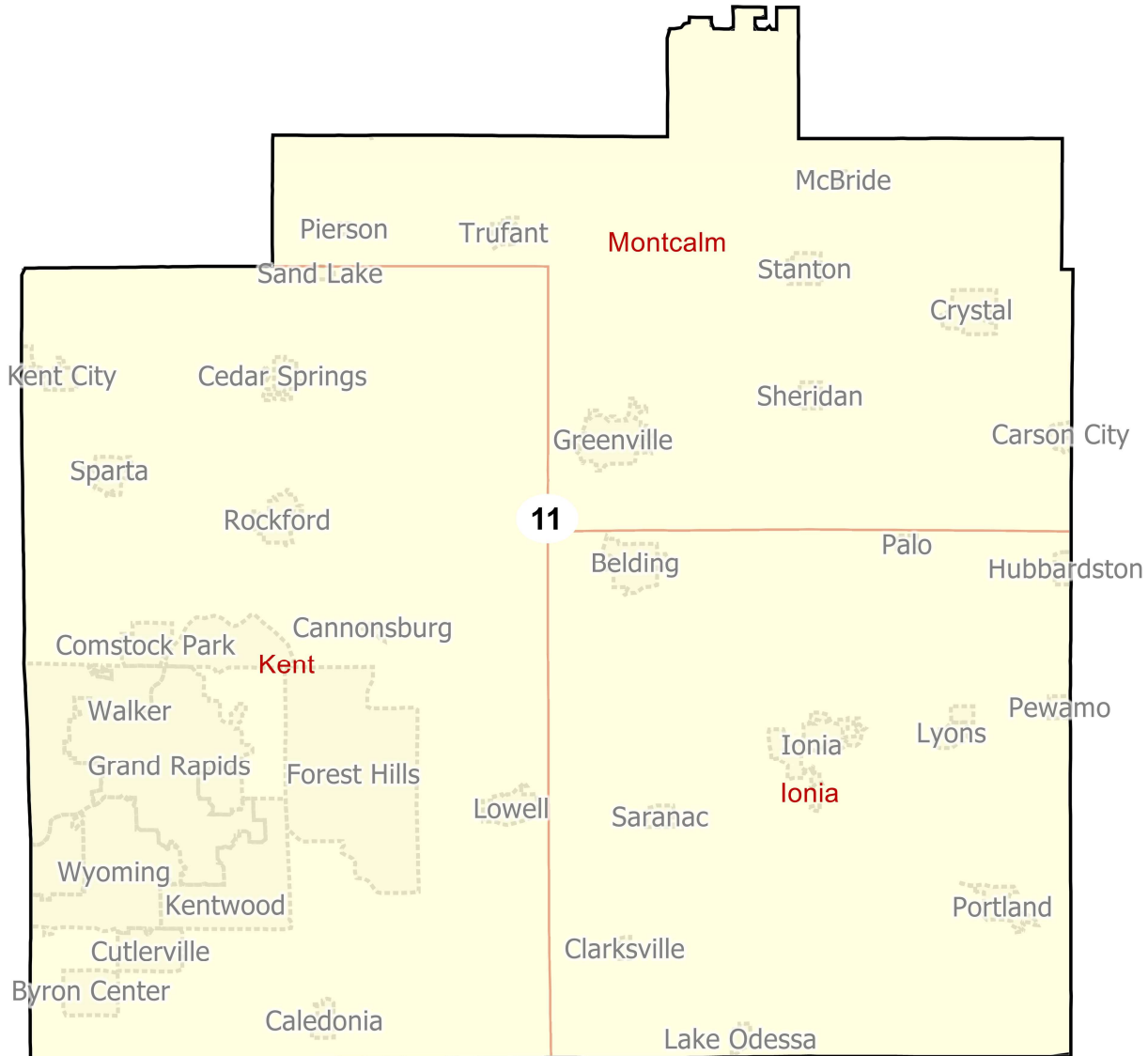
Field	Value
District	09
Population	775180
Deviation	1
% Deviation	0%
Reock	0.34
Polsby Popper	0.31
Alternate Schwartzberg	1.79
Perimeter	717.71
NH18+_Wht	530007
% NH18+_Wht	86.93%
H18+_Pop	23997
% H18+_Pop	3.94%
18+_AP_BlK	28410
% 18+_AP_BlK	4.66%
18+_AP_Asn	6722
% 18+_AP_Asn	1.1%
18+_AP_Ind	16454
% 18+_AP_Ind	2.7%
NH White CVAP 19	541251.64
% NH White CVAP 19	90.25%
H CVAP 19	17852.60
% H CVAP 19	2.98%
NH Black CVAP 19	26551.58
% NH Black CVAP 19	4.43%
NH Asian CVAP 19	3980.52
% NH Asian CVAP 19	0.66%
D 20_Pres	166050.25
% D 20_Pres	39.61%
R 20_Pres	253142.42
% R 20_Pres	60.39%
NH CVAP 19	581853.03
% NH CVAP 19	97.02%
Total CVAP 19	599735.80
20_Pres	419192.67
18+_Pop	609722
Formula Field	0.0466

District: 10



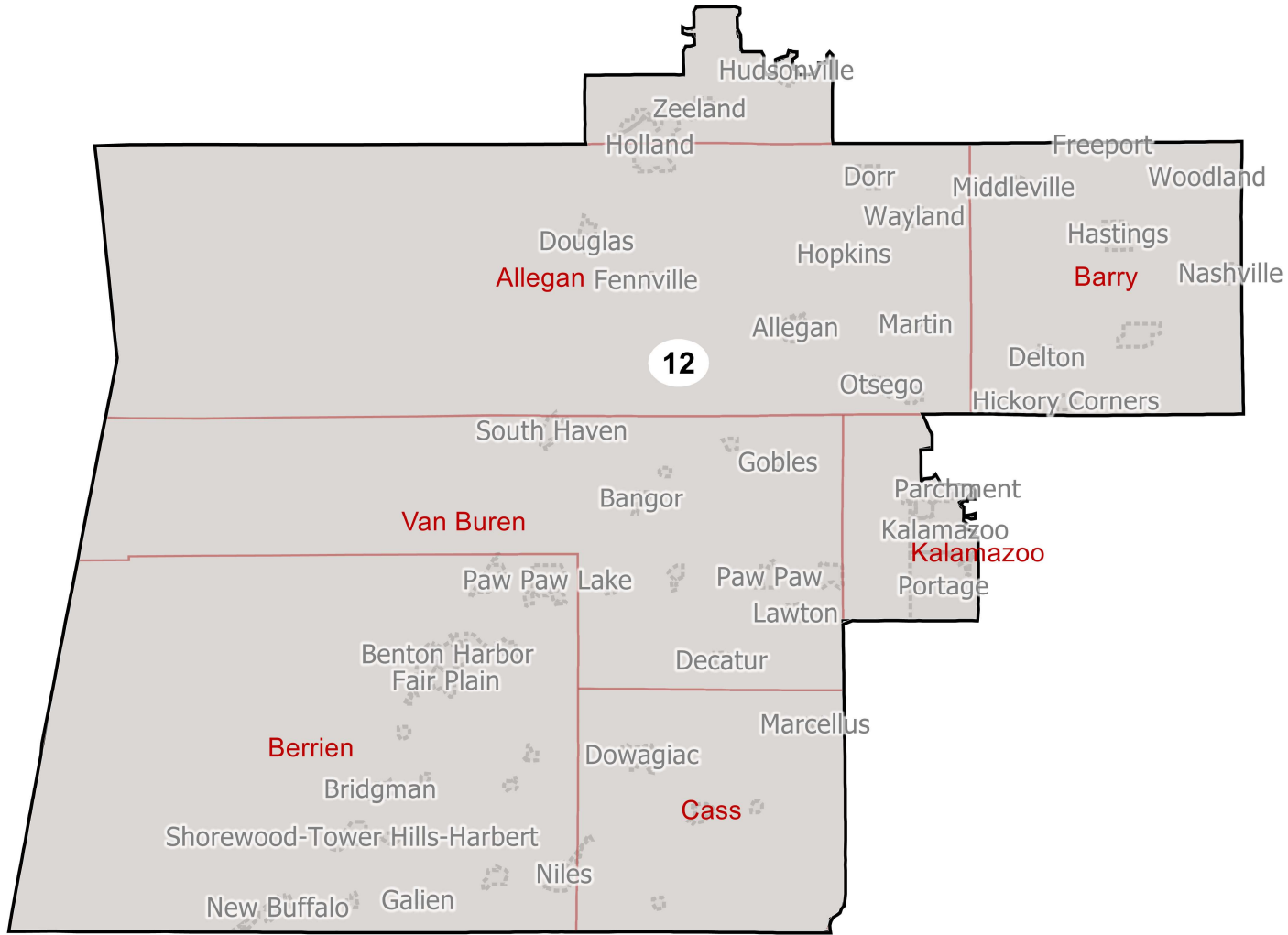
Field	Value
District	10
Population	775179
Deviation	0
% Deviation	0%
Reock	0.39
Polsby Popper	0.23
Alternate Schwartzberg	2.09
Perimeter	444.65
NH18+_Wht	491128
% NH18+_Wht	79.92%
H18+_Pop	35077
% H18+_Pop	5.71%
18+_AP_BlK	50264
% 18+_AP_BlK	8.18%
18+_AP_Asn	23037
% 18+_AP_Asn	3.75%
18+_AP_Ind	13109
% 18+_AP_Ind	2.13%
NH White CVAP 19	502578.47
% NH White CVAP 19	84.56%
H CVAP 19	29416.61
% H CVAP 19	4.95%
NH Black CVAP 19	41812.73
% NH Black CVAP 19	7.03%
NH Asian CVAP 19	12969.85
% NH Asian CVAP 19	2.18%
D 20_Pres	219430.09
% D 20_Pres	52.29%
R 20_Pres	200203.83
% R 20_Pres	47.71%
NH CVAP 19	564875.16
% NH CVAP 19	95.04%
Total CVAP 19	594353.21
20_Pres	419633.92
18+_Pop	614508
Formula Field	0.0818

District: 11



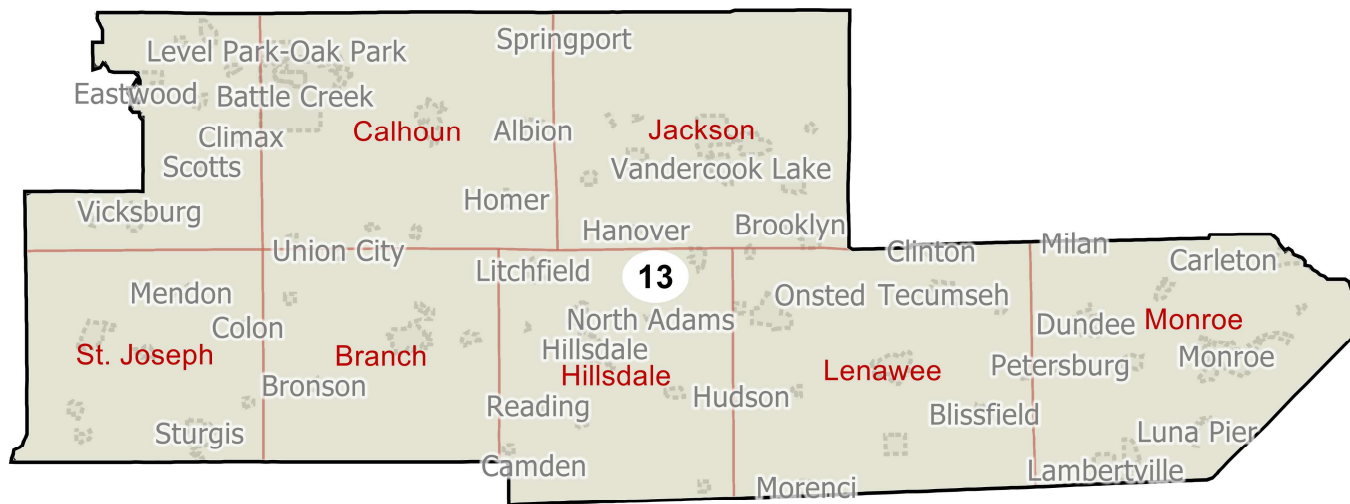
Field	Value
District	11
Population	775179
Deviation	0
% Deviation	0%
Reock	0.63
Polsby Popper	0.64
Alternate Schwartzberg	1.25
Perimeter	196.81
NH18+_Wht	455127
% NH18+_Wht	76.53%
H18+_Pop	51328
% H18+_Pop	8.63%
18+_AP_BlK	56878
% 18+_AP_BlK	9.56%
18+_AP_Asn	19946
% 18+_AP_Asn	3.35%
18+_AP_Ind	11856
% 18+_AP_Ind	1.99%
NH White CVAP 19	453601.49
% NH White CVAP 19	83.01%
H CVAP 19	28325.59
% H CVAP 19	5.18%
NH Black CVAP 19	47403.21
% NH Black CVAP 19	8.68%
NH Asian CVAP 19	10725.69
% NH Asian CVAP 19	1.96%
D 20_Pres	206325.90
% D 20_Pres	50.5%
R 20_Pres	202228.96
% R 20_Pres	49.5%
NH CVAP 19	518078.49
% NH CVAP 19	94.81%
Total CVAP 19	546411.37
20_Pres	408554.86
18+_Pop	594668
Formula Field	0.0956

District: 12



Field	Value
District	12
Population	775180
Deviation	1
% Deviation	0%
Reock	0.45
Polsby Popper	0.44
Alternate Schwartzberg	1.5
Perimeter	409.46
NH18+_Wht	478758
% NH18+_Wht	79.89%
H18+_Pop	40953
% H18+_Pop	6.83%
18+_AP_BlK	46640
% 18+_AP_BlK	7.78%
18+_AP_Asn	16104
% 18+_AP_Asn	2.69%
18+_AP_Ind	14338
% 18+_AP_Ind	2.39%
NH White CVAP 19	483658.45
% NH White CVAP 19	84.66%
H CVAP 19	28319.04
% H CVAP 19	4.96%
NH Black CVAP 19	41895.10
% NH Black CVAP 19	7.33%
NH Asian CVAP 19	10063.74
% NH Asian CVAP 19	1.76%
D 20_Pres	191120.81
% D 20_Pres	46.49%
R 20_Pres	219969.41
% R 20_Pres	53.51%
NH CVAP 19	542939.11
% NH CVAP 19	95.03%
Total CVAP 19	571314.77
20_Pres	411090.22
18+_Pop	599291
Formula Field	0.0778

District: 13



Field	Value
District	13
Population	775179
Deviation	0
% Deviation	0%
Reock	0.33
Polsby Popper	0.41
Alternate Schwartzberg	1.57
Perimeter	389.08
NH18+_Wht	515664
% NH18+_Wht	85.4%
H18+_Pop	25384
% H18+_Pop	4.2%
18+_AP_BlK	35938
% 18+_AP_BlK	5.95%
18+_AP_Asn	8226
% 18+_AP_Asn	1.36%
18+_AP_Ind	15080
% 18+_AP_Ind	2.5%
NH White CVAP 19	522198.60
% NH White CVAP 19	89.37%
H CVAP 19	18390.69
% H CVAP 19	3.15%
NH Black CVAP 19	32329.41
% NH Black CVAP 19	5.53%
NH Asian CVAP 19	4847.77
% NH Asian CVAP 19	0.83%
D 20_Pres	156001.74
% D 20_Pres	39.42%
R 20_Pres	239772.33
% R 20_Pres	60.58%
NH CVAP 19	565830.22
% NH CVAP 19	96.84%
Total CVAP 19	584319.29
20_Pres	395774.07
18+_Pop	603852
Formula Field	0.0595