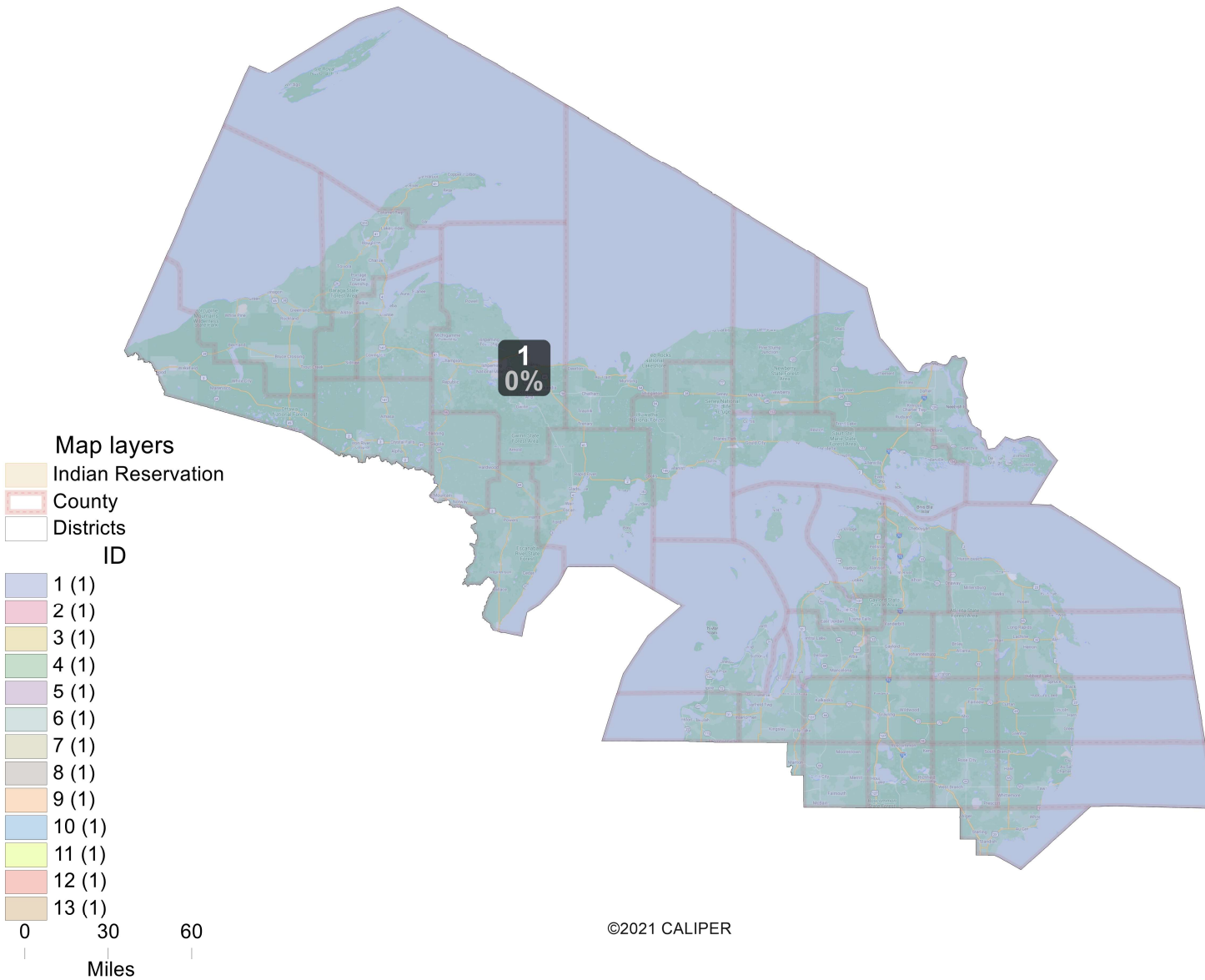
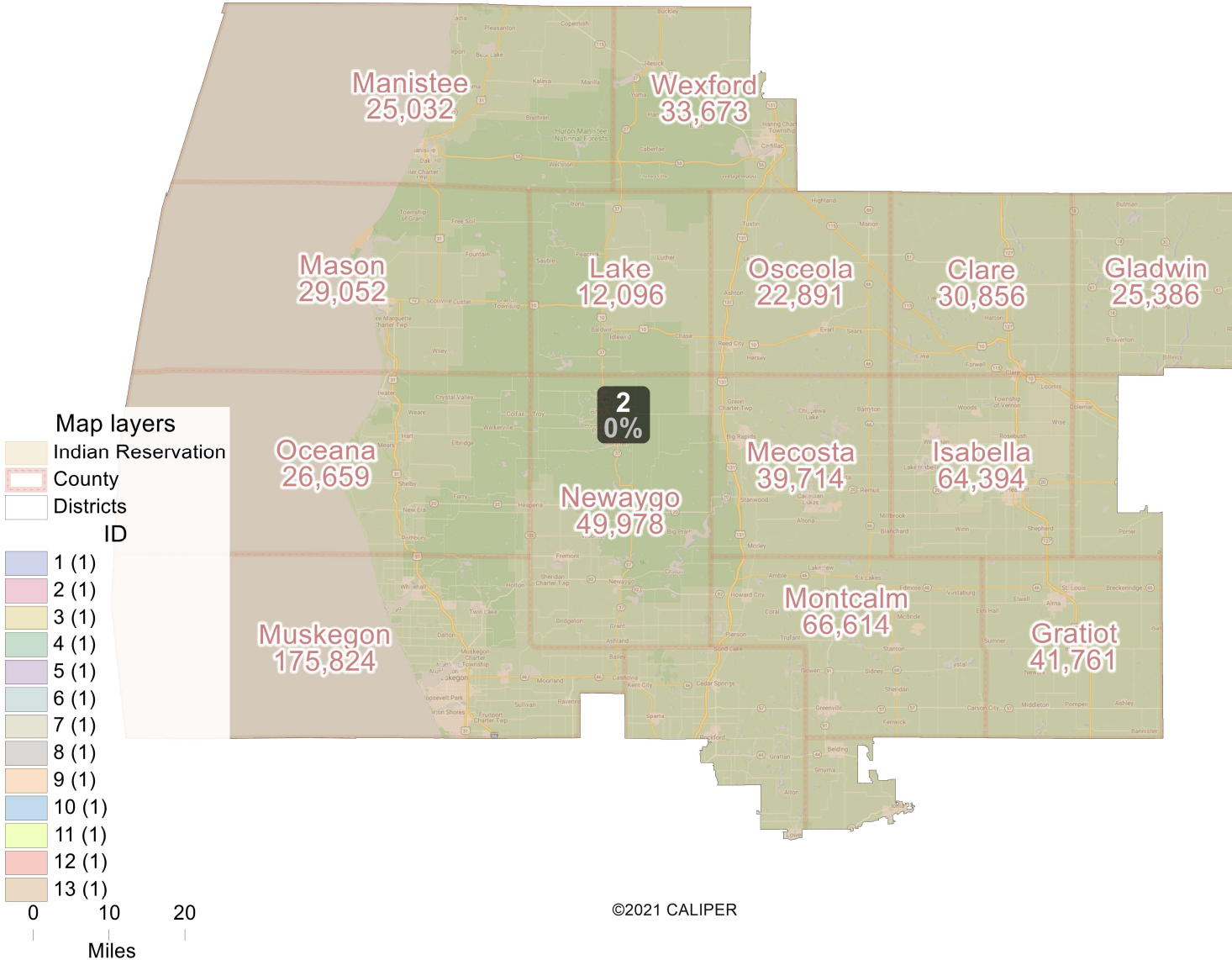


District: 1



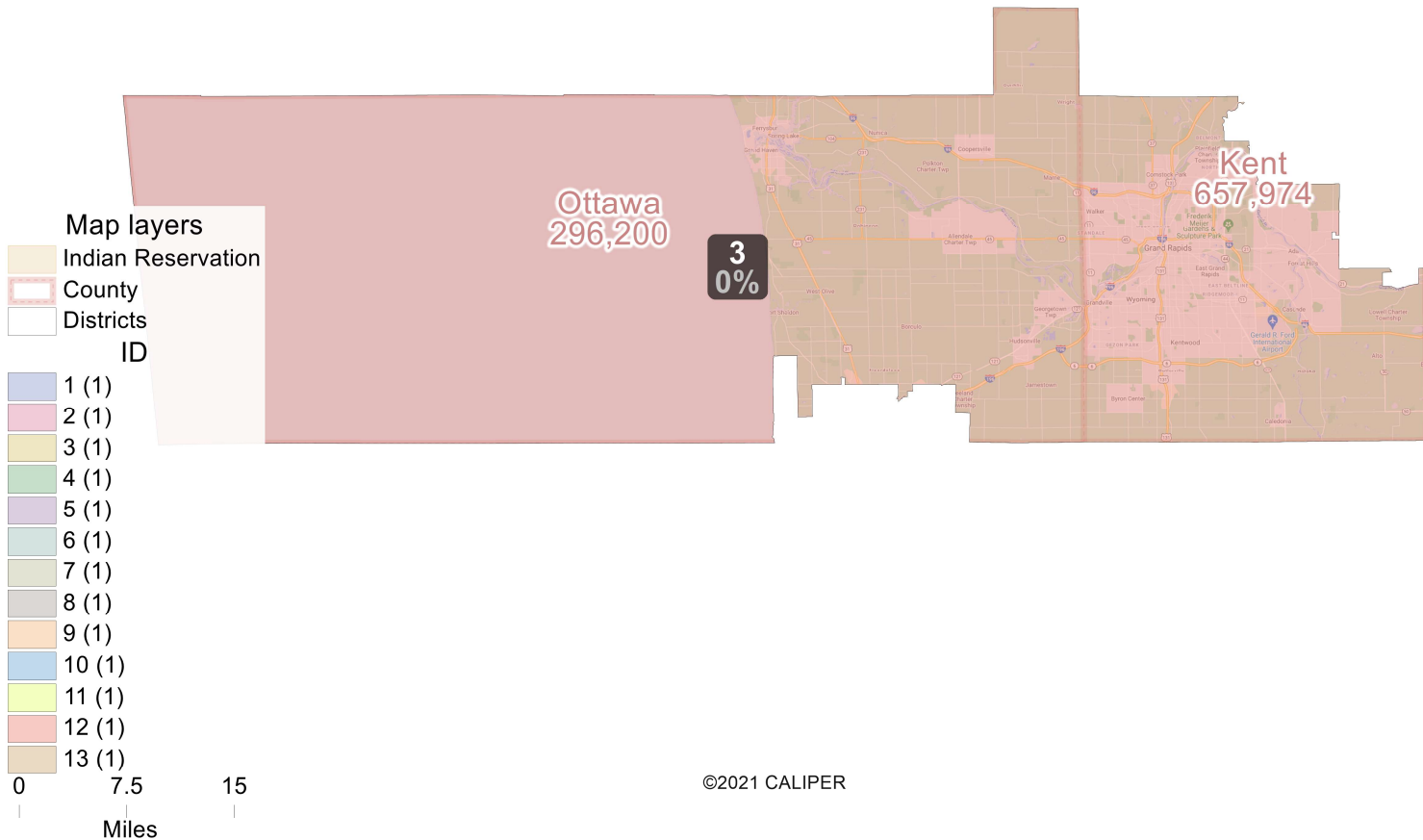
Field	Value
District	1
Population	775180
Deviation	1
% Deviation	0%
% D 20_Pres	40.0%
% R 20_Pres	60.0%
% NH CVAP 19	98.7%
% NH White CVAP 19	93.0%
% NH Black CVAP 19	1.6%
% NH Asian CVAP 19	0.5%
% H CVAP 19	1.3%
ernate Schwartzberg	1.6
Polsby Popper	0.39
Perimeter	1,353.46
Reock	0.37
NH_Wht	693376
% NH_Wht	89.45%
AP_BlK	12074
% AP_BlK	1.56%
AP_Ind	40325
% AP_Ind	5.2%
AP_Asn	7685
% AP_Asn	0.99%
AP_Hwn	1097
% AP_Hwn	0.14%
AP_Oth	18023
% AP_Oth	2.33%
Hispanic Origin	15861
% Hispanic Origin	2.05%
18+_Pop	632902
NH18+_Wht	575072
% NH18+_Wht	90.86%
18+_AP_BlK	8517
% 18+_AP_BlK	1.35%
18+_AP_Ind	28288

District: 2



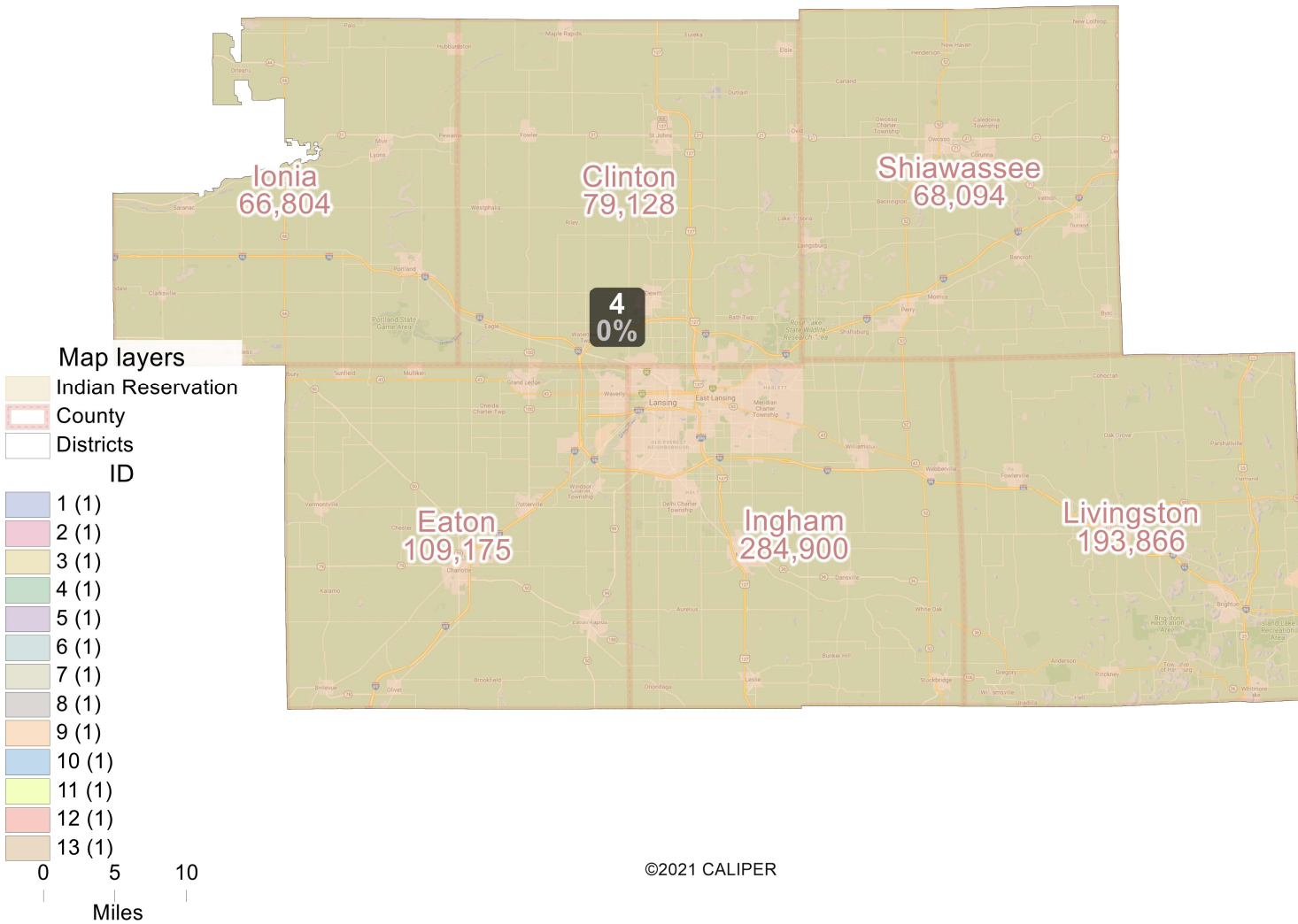
Field	Value
District	2
Population	775179
Deviation	0
% Deviation	0%
% D 20_Pres	39.1%
% R 20_Pres	60.9%
% NH CVAP 19	96.9%
% NH White CVAP 19	89.6%
% NH Black CVAP 19	5.1%
% NH Asian CVAP 19	0.5%
% H CVAP 19	3.0%
ernate Schwartzberg	1.47
Polsby Popper	0.46
Perimeter	572.78
Reock	0.57
NH_Wht	653763
% NH_Wht	84.34%
AP_BlK	46604
% AP_BlK	6.01%
AP_Ind	23134
% AP_Ind	2.98%
AP_Asn	8293
% AP_Asn	1.07%
AP_Hwn	839
% AP_Hwn	0.11%
AP_Oth	31837
% AP_Oth	4.11%
Hispanic Origin	39062
% Hispanic Origin	5.04%
18+_Pop	607711
NH18+_Wht	522915
% NH18+_Wht	86.05%
18+_AP_BlK	33477
% 18+_AP_BlK	5.51%
18+_AP_Ind	16486

District: 3



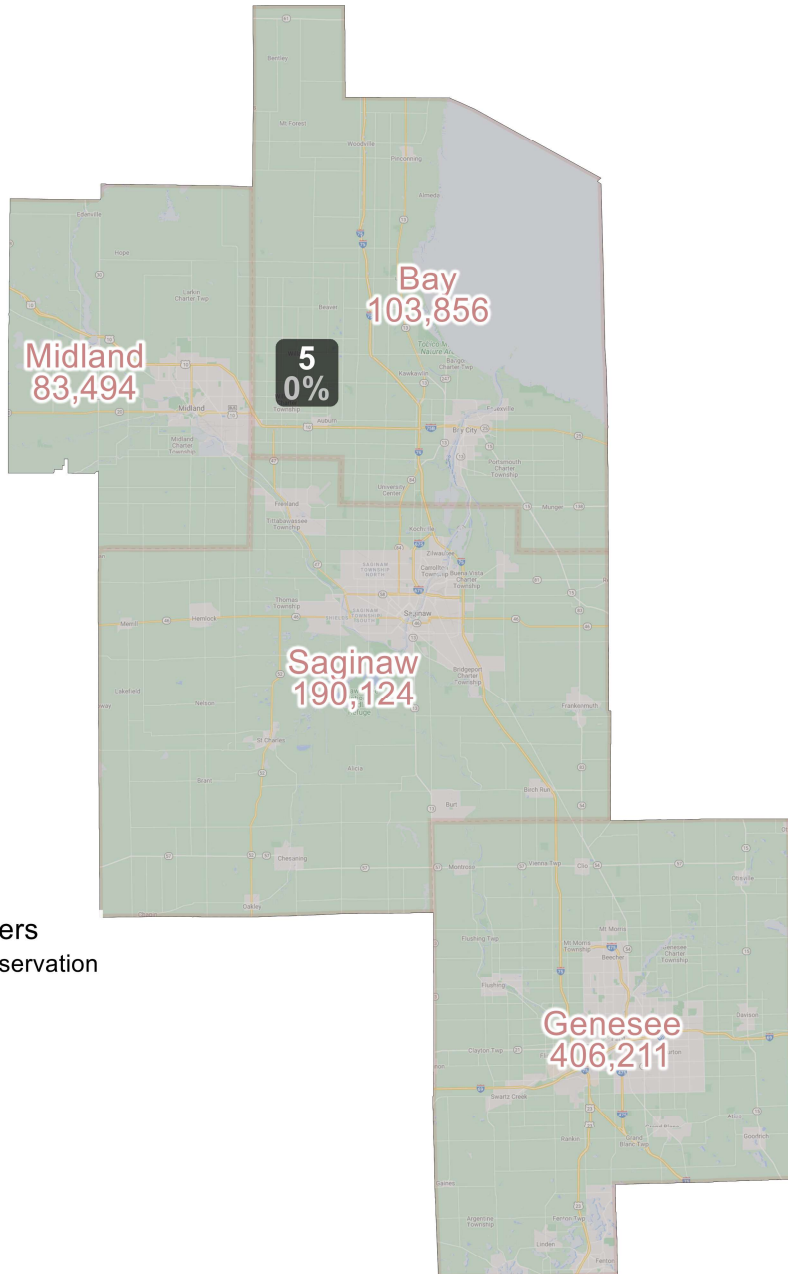
Field	Value
District	3
Population	775179
Deviation	0
% Deviation	0%
% D 20_Pres	50.4%
% R 20_Pres	49.6%
% NH CVAP 19	94.5%
% NH White CVAP 19	82.7%
% NH Black CVAP 19	8.3%
% NH Asian CVAP 19	2.3%
% H CVAP 19	5.5%
ernate Schwartzberg	1.68
Polsby Popper	0.35
Perimeter	269.25
Reock	0.29
NH_Wht	562329
% NH_Wht	72.54%
AP_BlK	82937
% AP_BlK	10.7%
AP_Ind	16665
% AP_Ind	2.15%
AP_Asn	32416
% AP_Asn	4.18%
AP_Hwn	1072
% AP_Hwn	0.14%
AP_Oth	69721
% AP_Oth	8.99%
Hispanic Origin	84980
% Hispanic Origin	10.96%
18+_Pop	592570
NH18+_Wht	451298
% NH18+_Wht	76.16%
18+_AP_BlK	54062
% 18+_AP_BlK	9.12%
18+_AP_Ind	11584

District: 4



Field	Value
District	4
Population	775179
Deviation	0
% Deviation	0%
% D 20_Pres	49.9%
% R 20_Pres	50.1%
% NH CVAP 19	95.9%
% NH White CVAP 19	86.8%
% NH Black CVAP 19	5.8%
% NH Asian CVAP 19	2.1%
% H CVAP 19	4.1%
ernate Schwartzberg	1.46
Polsby Popper	0.47
Perimeter	296.97
Reock	0.51
NH_Wht	622285
% NH_Wht	80.28%
AP_BlK	60596
% AP_BlK	7.82%
AP_Ind	18203
% AP_Ind	2.35%
AP_Asn	28829
% AP_Asn	3.72%
AP_Hwn	1039
% AP_Hwn	0.13%
AP_Oth	35940
% AP_Oth	4.64%
Hispanic Origin	44060
% Hispanic Origin	5.68%
18+_Pop	611858
NH18+_Wht	504006
% NH18+_Wht	82.37%
18+_AP_BlK	41137
% 18+_AP_BlK	6.72%
18+_AP_Ind	13357

District: 5



Field	Value
District	5
Population	775180
Deviation	1
% Deviation	0%
% D 20_Pres	51.0%
% R 20_Pres	49.0%
% NH CVAP 19	96.1%
% NH White CVAP 19	78.9%
% NH Black CVAP 19	14.9%
% NH Asian CVAP 19	1.0%
% H CVAP 19	3.9%
ernate Schwartzberg	1.54
Polsby Popper	0.42
Perimeter	269.41
Reock	0.41
NH_Wht	569041
% NH_Wht	73.41%
AP_BlK	132417
% AP_BlK	17.08%
AP_Ind	18965
% AP_Ind	2.45%
AP_Asn	12567
% AP_Asn	1.62%
AP_Hwn	798
% AP_Hwn	0.1%
AP_Oth	32299
% AP_Oth	4.17%
Hispanic Origin	41474
% Hispanic Origin	5.35%
18+_Pop	606445
NH18+_Wht	462350
% NH18+_Wht	76.24%
18+_AP_BlK	91889
% 18+_AP_BlK	15.15%
18+_AP_Ind	14005
% 18+_AP_Ind	2.31%
18+_AP_Asn	9001
% 18+_AP_Asn	1.48%
18+_AP_Hwn	494
% 18+_AP_Hwn	0.08%

Map layers

- Indian Reservation
- County
- Districts

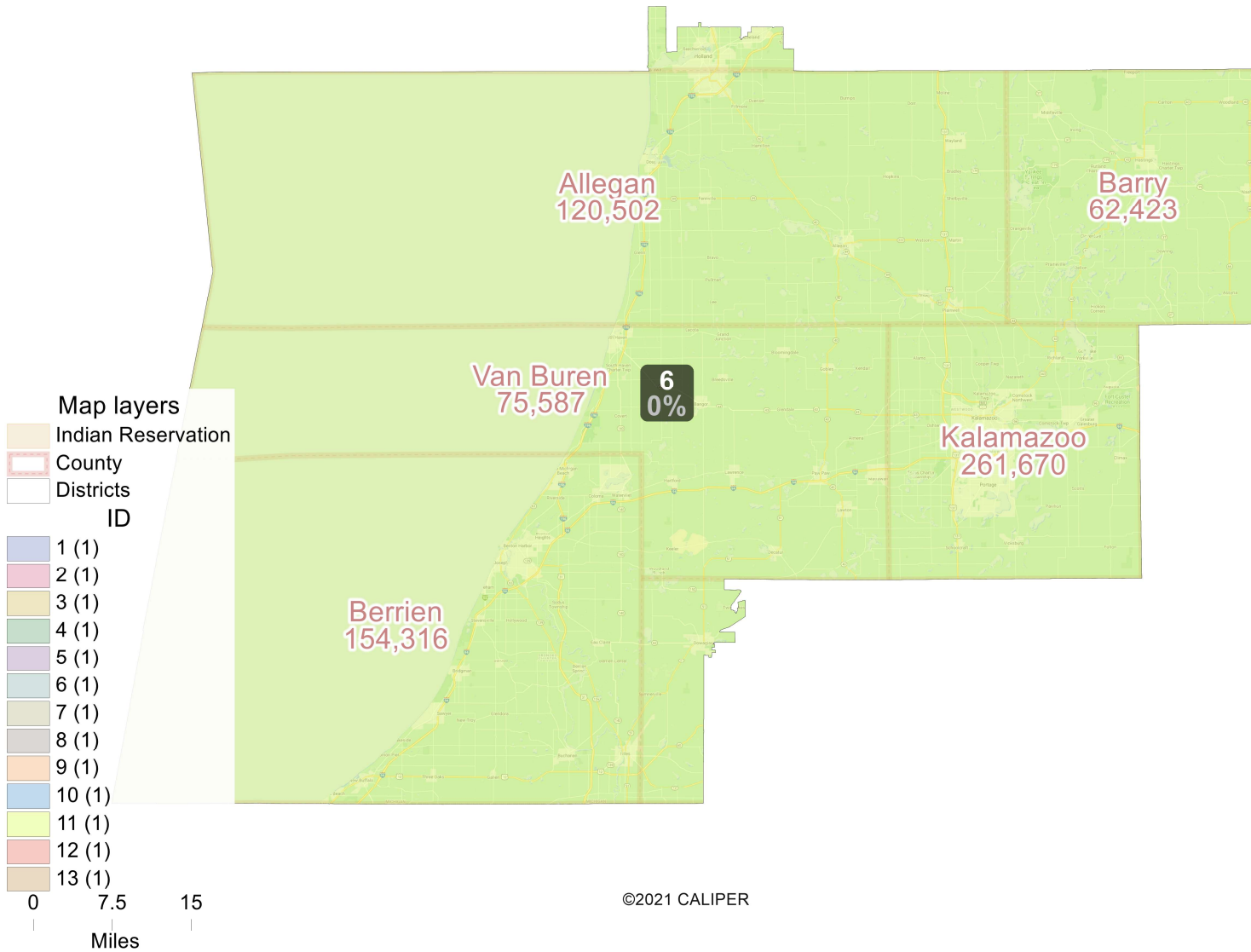
ID

- 1 (1)
- 2 (1)
- 3 (1)
- 4 (1)
- 5 (1)
- 6 (1)
- 7 (1)
- 8 (1)
- 9 (1)
- 10 (1)
- 11 (1)
- 12 (1)
- 13 (1)

0 7.5 15
Miles

©2021 CALIPER

District: 6



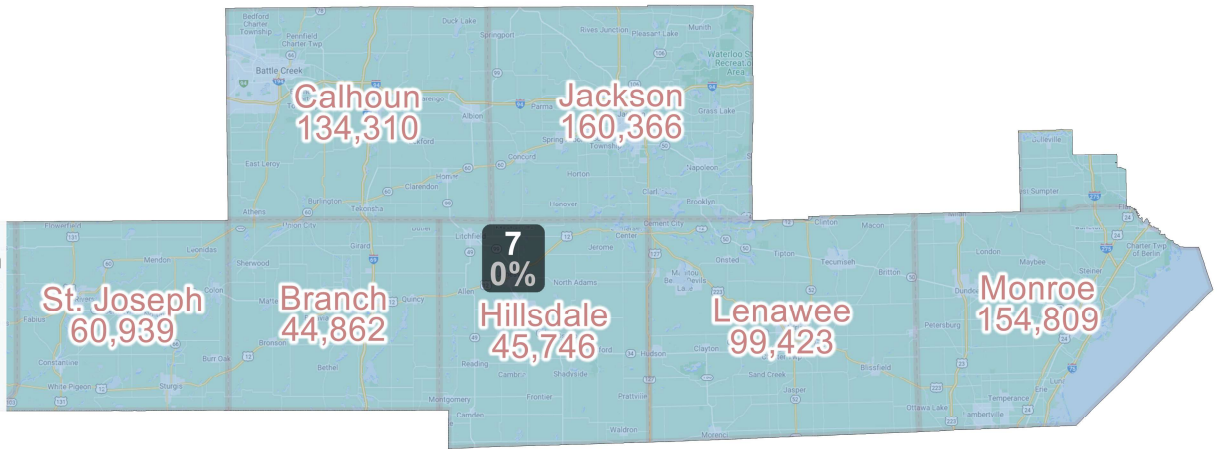
Field	Value
District	6
Population	775179
Deviation	0
% Deviation	0%
% D 20_Pres	47.8%
% R 20_Pres	52.2%
% NH CVAP 19	95.3%
% NH White CVAP 19	84.8%
% NH Black CVAP 19	7.6%
% NH Asian CVAP 19	1.7%
% H CVAP 19	4.7%
ernate Schwartzberg	1.41
Polsby Popper	0.5
Perimeter	382.77
Reock	0.44
NH_Wht	596879
% NH_Wht	77%
AP_BlK	73951
% AP_BlK	9.54%
AP_Ind	20828
% AP_Ind	2.69%
AP_Asn	21244
% AP_Asn	2.74%
AP_Hwn	964
% AP_Hwn	0.12%
AP_Oth	52817
% AP_Oth	6.81%
Hispanic Origin	61030
% Hispanic Origin	7.87%
18+_Pop	601303
NH18+_Wht	481710
% NH18+_Wht	80.11%
18+_AP_BlK	48419
% 18+_AP_BlK	8.05%
18+_AP_Ind	14682

District: 7

Map layers
 Indian Reservation
 County
 Districts

- ID
- 1 (1)
 - 2 (1)
 - 3 (1)
 - 4 (1)
 - 5 (1)
 - 6 (1)
 - 7 (1)
 - 8 (1)
 - 9 (1)
 - 10 (1)
 - 11 (1)
 - 12 (1)
 - 13 (1)

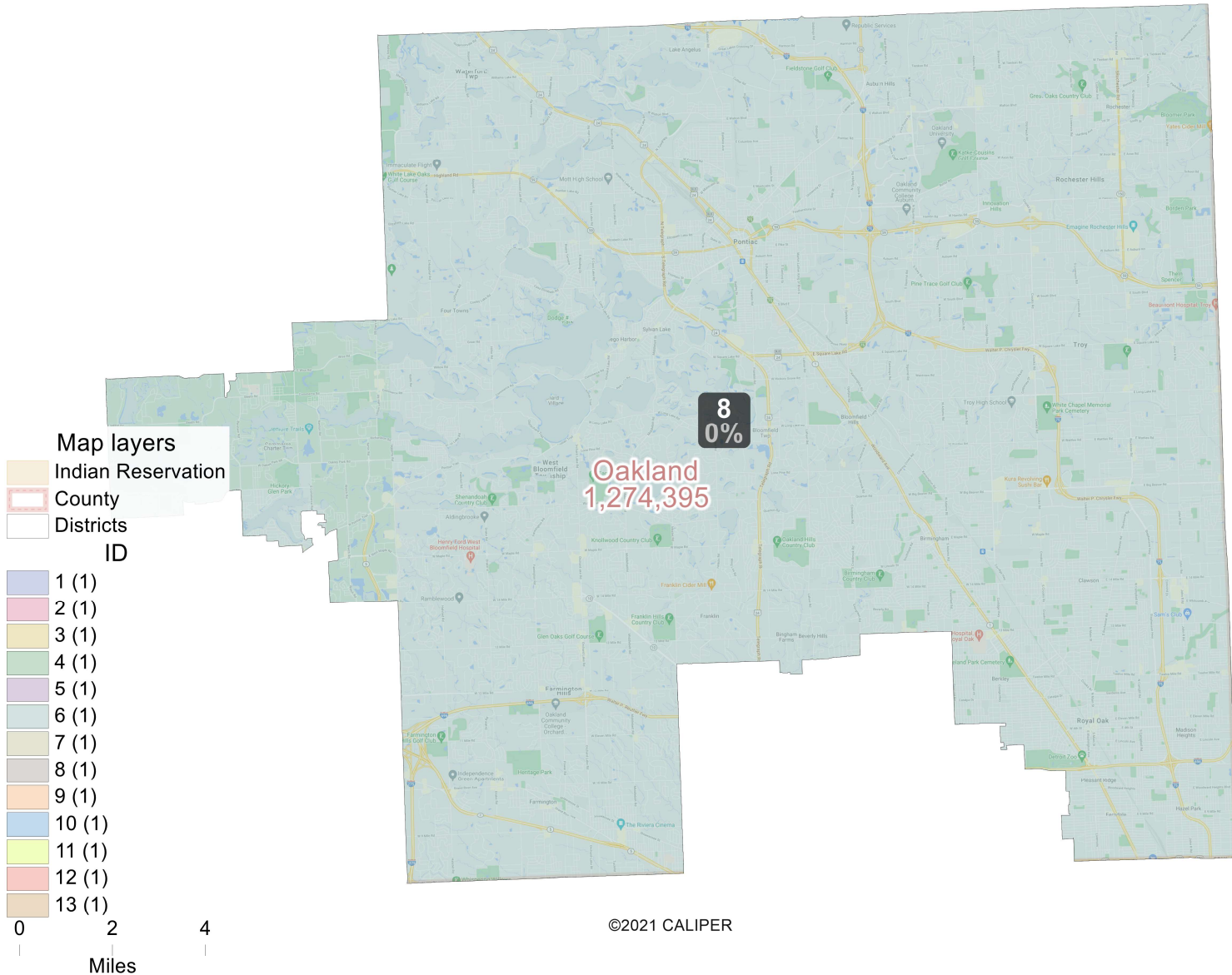
0 7.5 15
 Miles



©2021 CALIPER

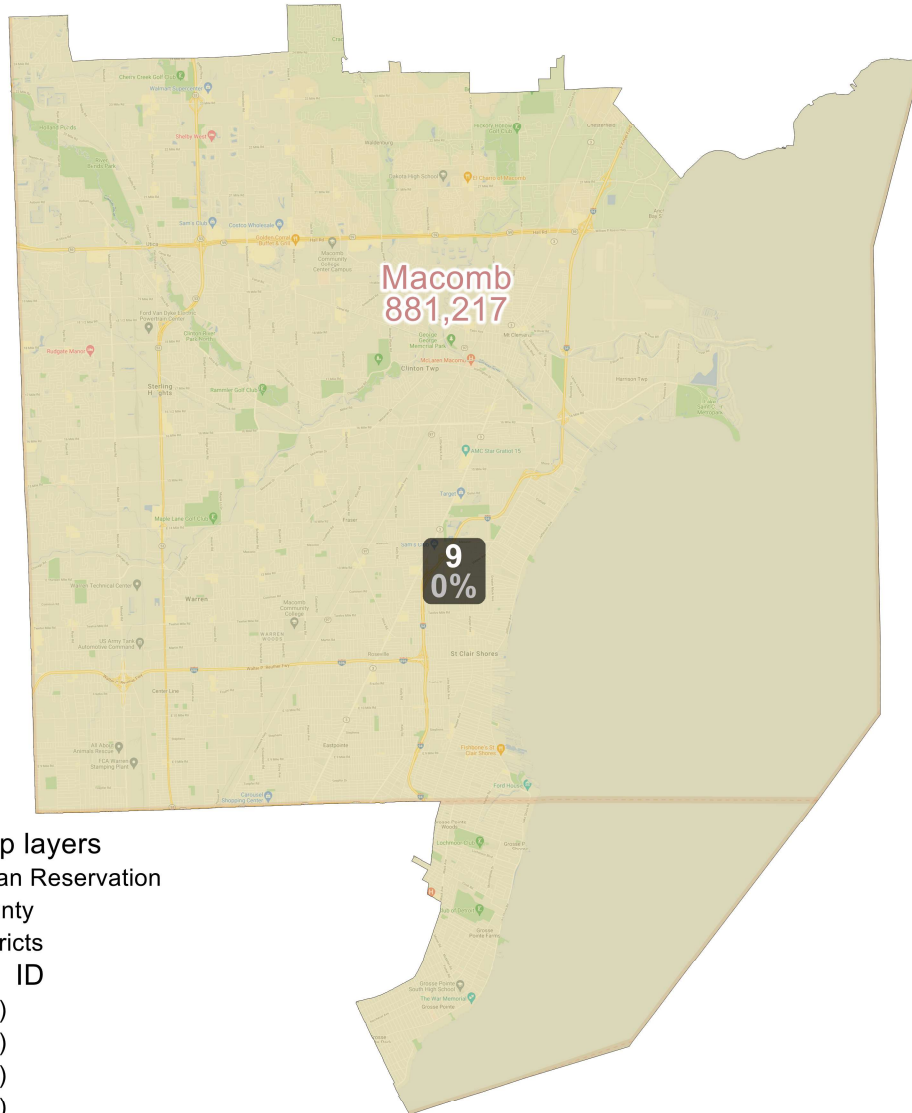
Field	Value
District	7
Population	775180
Deviation	1
% Deviation	0%
% D 20_Pres	39.0%
% R 20_Pres	61.0%
% NH CVAP 19	96.8%
% NH White CVAP 19	88.9%
% NH Black CVAP 19	6.0%
% NH Asian CVAP 19	0.8%
% H CVAP 19	3.2%
ernate Schwartzberg	1.72
Polsby Popper	0.34
Perimeter	428.84
Reock	0.26
NH_Wht	640558
% NH_Wht	82.63%
AP_BlK	58293
% AP_BlK	7.52%
AP_Ind	20851
% AP_Ind	2.69%
AP_Asn	12024
% AP_Asn	1.55%
AP_Hwn	674
% AP_Hwn	0.09%
AP_Oth	34107
% AP_Oth	4.4%
Hispanic Origin	40491
% Hispanic Origin	5.22%
18+_Pop	605132
NH18+_Wht	513846
% NH18+_Wht	84.91%
18+_AP_BlK	39111
% 18+_AP_BlK	6.46%
18+_AP_Ind	15258

District: 8



Field	Value
District	8
Population	775179
Deviation	0
% Deviation	0%
% D 20_Pres	59.3%
% R 20_Pres	40.7%
% NH CVAP 19	97.1%
% NH White CVAP 19	78.3%
% NH Black CVAP 19	12.0%
% NH Asian CVAP 19	5.7%
% H CVAP 19	2.9%
ernate Schwartzberg	1.61
Polsby Popper	0.39
Perimeter	101.43
Reock	0.53
NH_Wht	539199
% NH_Wht	69.56%
AP_BlK	93828
% AP_BlK	12.1%
AP_Ind	12388
% AP_Ind	1.6%
AP_Asn	85368
% AP_Asn	11.01%
AP_Hwn	694
% AP_Hwn	0.09%
AP_Oth	40050
% AP_Oth	5.17%
Hispanic Origin	42354
% Hispanic Origin	5.46%
18+_Pop	622440
NH18+_Wht	449089
% NH18+_Wht	72.15%
18+_AP_BlK	69624
% 18+_AP_BlK	11.19%
18+_AP_Ind	9180

District: 9



Macomb
881,217

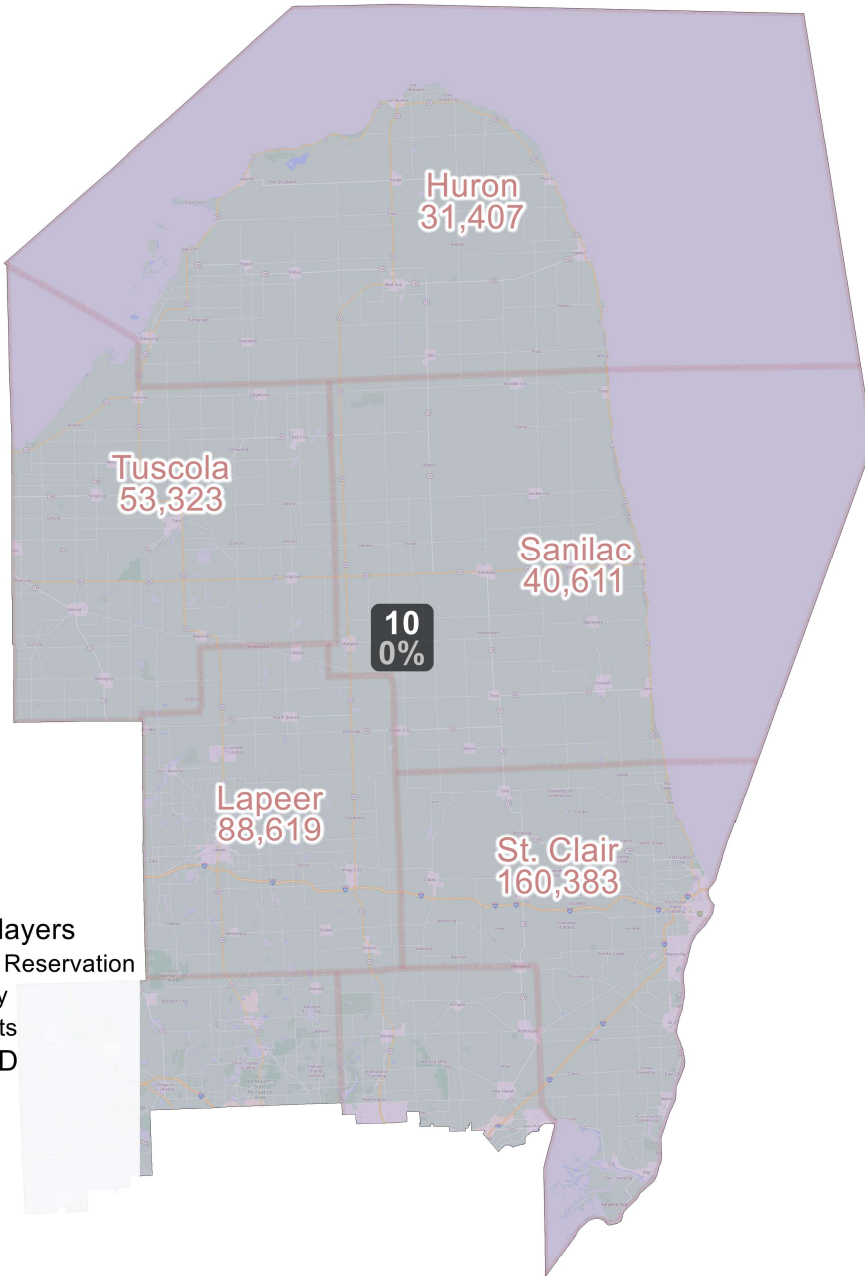
9
0%



©2021 CALIPER

Field	Value
District	9
Population	775180
Deviation	1
% Deviation	0%
% D 20_Pres	49.1%
% R 20_Pres	50.9%
% NH CVAP 19	98.2%
% NH White CVAP 19	81.0%
% NH Black CVAP 19	12.6%
% NH Asian CVAP 19	3.6%
% H CVAP 19	1.8%
ernate Schwartzberg	1.44
Polsby Popper	0.48
Perimeter	93.24
Reock	0.56
NH_Wht	572780
% NH_Wht	73.89%
AP_BlK	119042
% AP_BlK	15.36%
AP_Ind	13919
% AP_Ind	1.8%
AP_Asn	44424
% AP_Asn	5.73%
AP_Hwn	756
% AP_Hwn	0.1%
AP_Oth	23221
% AP_Oth	3%
Hispanic Origin	21923
% Hispanic Origin	2.83%
18+_Pop	618875
NH18+_Wht	475054
% NH18+_Wht	76.76%
18+_AP_BlK	83043
% 18+_AP_BlK	13.42%
18+_AP_Ind	10319
% 18+_AP_Ind	1.67%
18+_AP_Asn	32584
% 18+_AP_Asn	5.27%
18+_AP_Hwn	522
% 18+_AP_Hwn	0.08%

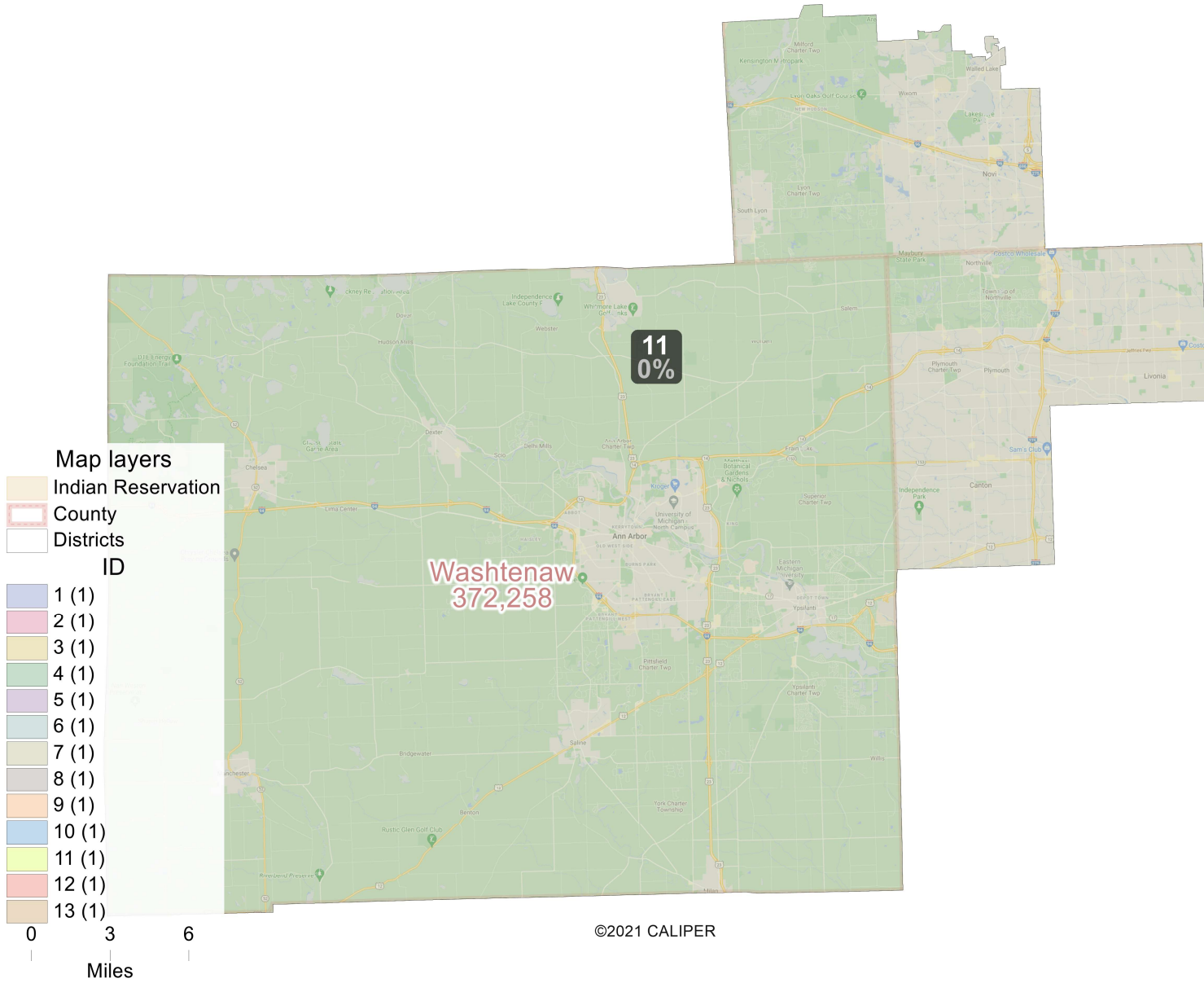
District: 10



©2021 CALIPER

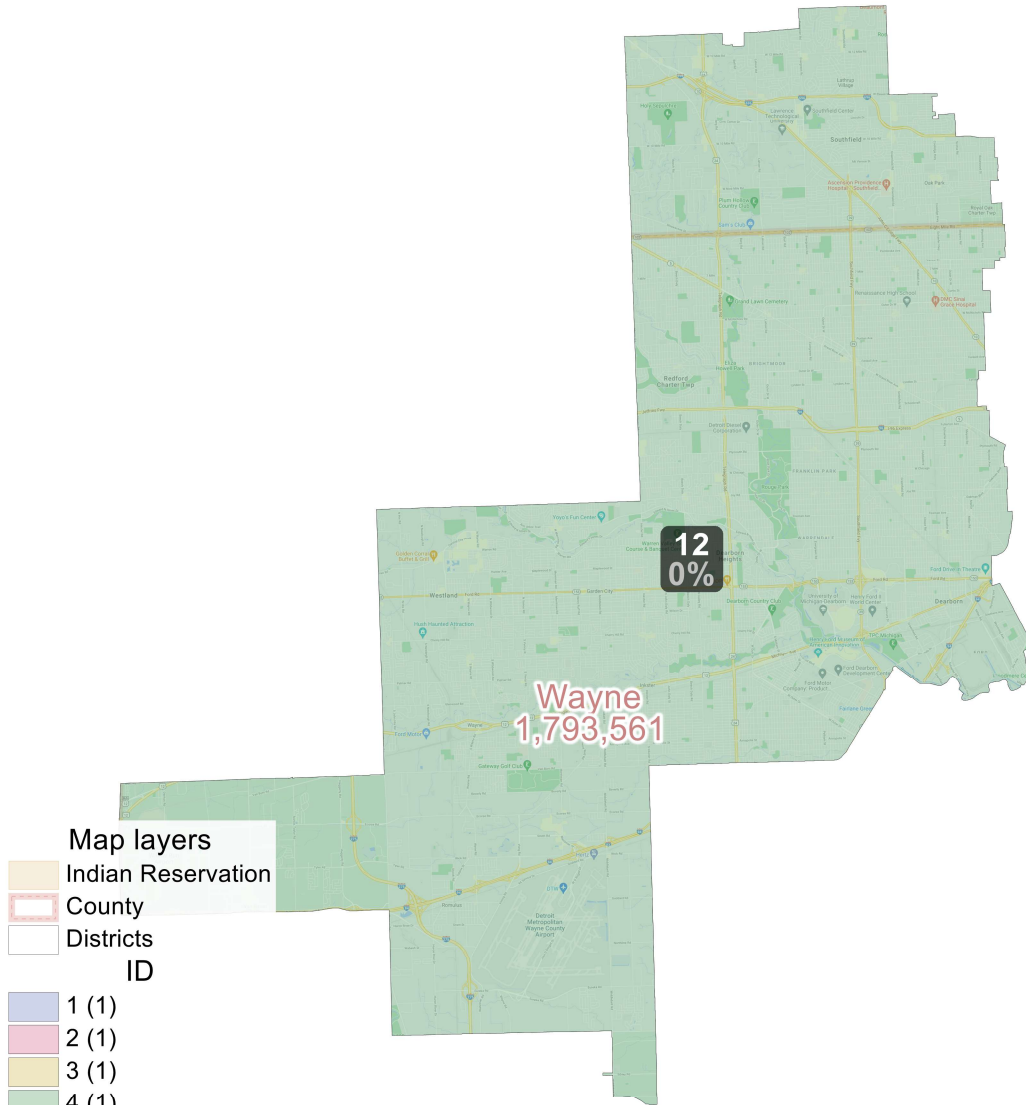
Field	Value
District	10
Population	775179
Deviation	0
% Deviation	0%
% D 20_Pres	35.1%
% R 20_Pres	64.9%
% NH CVAP 19	97.6%
% NH White CVAP 19	93.3%
% NH Black CVAP 19	2.3%
% NH Asian CVAP 19	1.2%
% H CVAP 19	2.4%
ernate Schwartzberg	1.38
Polsby Popper	0.52
Perimeter	406.53
Reock	0.5
NH_Wht	685259
% NH_Wht	88.4%
AP_BlK	22564
% AP_BlK	2.91%
AP_Ind	17211
% AP_Ind	2.22%
AP_Asn	14167
% AP_Asn	1.83%
AP_Hwn	569
% AP_Hwn	0.07%
AP_Oth	28866
% AP_Oth	3.72%
Hispanic Origin	29997
% Hispanic Origin	3.87%
18+_Pop	608459
NH18+_Wht	547735
% NH18+_Wht	90.02%
18+_AP_BlK	14561
% 18+_AP_BlK	2.39%
18+_AP_Ind	12443
% 18+_AP_Ind	2.05%
18+_AP_Asn	9406
% 18+_AP_Asn	1.55%
18+_AP_Hwn	367
% 18+_AP_Hwn	0.06%

District: 11



Field	Value
District	11
Population	775179
Deviation	0
% Deviation	0%
% D 20_Pres	63.5%
% R 20_Pres	36.5%
% NH CVAP 19	97.2%
% NH White CVAP 19	79.7%
% NH Black CVAP 19	9.6%
% NH Asian CVAP 19	6.9%
% H CVAP 19	2.8%
ernate Schwartzberg	1.45
Polsby Popper	0.48
Perimeter	156.39
Reock	0.49
NH_Wht	544564
% NH_Wht	70.25%
AP_BlK	81202
% AP_BlK	10.48%
AP_Ind	13374
% AP_Ind	1.73%
AP_Asn	97233
% AP_Asn	12.54%
AP_Hwn	980
% AP_Hwn	0.13%
AP_Oth	35158
% AP_Oth	4.54%
Hispanic Origin	36094
% Hispanic Origin	4.66%
18+_Pop	620898
NH18+_Wht	450417
% NH18+_Wht	72.54%
18+_AP_BlK	59808
% 18+_AP_BlK	9.63%
18+_AP_Ind	9991

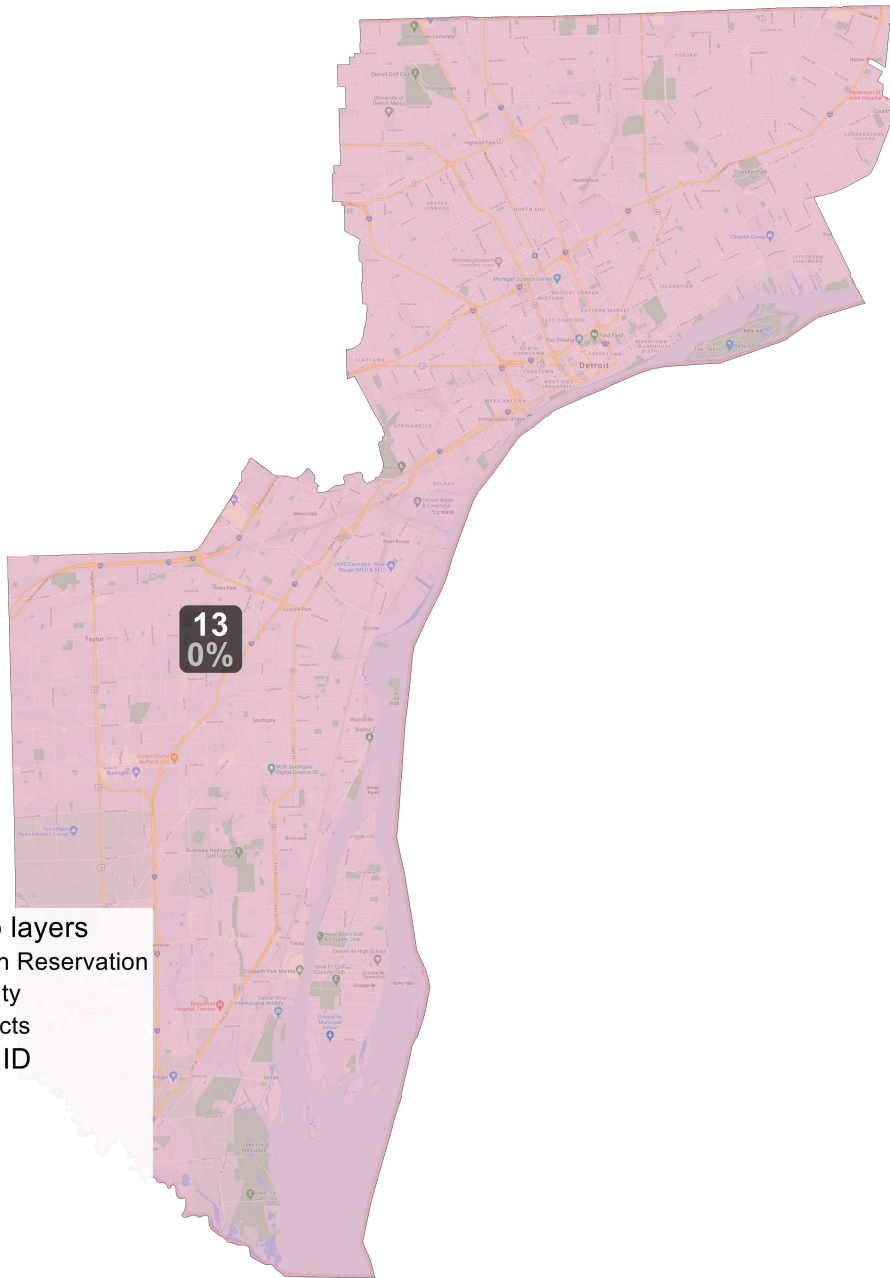
District: 12



©2021 CALIPER

Field	Value
District	12
Population	775179
Deviation	0
% Deviation	0%
% D 20_Pres	78.1%
% R 20_Pres	21.9%
% NH CVAP 19	98.0%
% NH White CVAP 19	44.0%
% NH Black CVAP 19	51.5%
% NH Asian CVAP 19	1.2%
% H CVAP 19	2.0%
ernate Schwartzberg	1.83
Polsby Popper	0.3
Perimeter	95.9
Reock	0.38
NH_Wht	320238
% NH_Wht	41.31%
AP_Blk	400160
% AP_Blk	51.62%
AP_Ind	13455
% AP_Ind	1.74%
AP_Asn	18570
% AP_Asn	2.4%
AP_Hwn	797
% AP_Hwn	0.1%
AP_Oth	25580
% AP_Oth	3.3%
Hispanic Origin	26503
% Hispanic Origin	3.42%
18+_Pop	592145
NH18+_Wht	252610
% NH18+_Wht	42.66%
18+_AP_Blk	299163
% 18+_AP_Blk	50.52%
18+_AP_Ind	10154
% 18+_AP_Ind	1.71%
18+_AP_Asn	14166
% 18+_AP_Asn	2.39%
18+_AP_Hwn	549
% 18+_AP_Hwn	0.09%

District: 13



Field	Value
District	13
Population	775179
Deviation	0
% Deviation	0%
% D 20_Pres	73.1%
% R 20_Pres	26.9%
% NH CVAP 19	94.0%
% NH White CVAP 19	43.1%
% NH Black CVAP 19	47.8%
% NH Asian CVAP 19	2.0%
% H CVAP 19	6.0%
ernate Schwartzberg	1.8
Polsby Popper	0.31
Perimeter	100.64
Reock	0.3
NH_Wht	295380
% NH_Wht	38.1%
AP_Blkc	360454
% AP_Blkc	46.5%
AP_Ind	17140
% AP_Ind	2.21%
AP_Asn	29108
% AP_Asn	3.76%
AP_Hwn	976
% AP_Hwn	0.13%
AP_Oth	65649
% AP_Oth	8.47%
Hispanic Origin	80593
% Hispanic Origin	10.4%
18+_Pop	593864
NH18+_Wht	242694
% NH18+_Wht	40.87%
18+_AP_Blkc	268695
% 18+_AP_Blkc	45.25%
18+_AP_Ind	12724
% 18+_AP_Ind	2.14%
18+_AP_Asn	21130
% 18+_AP_Asn	3.56%
18+_AP_Hwn	670
% 18+_AP_Hwn	0.11%