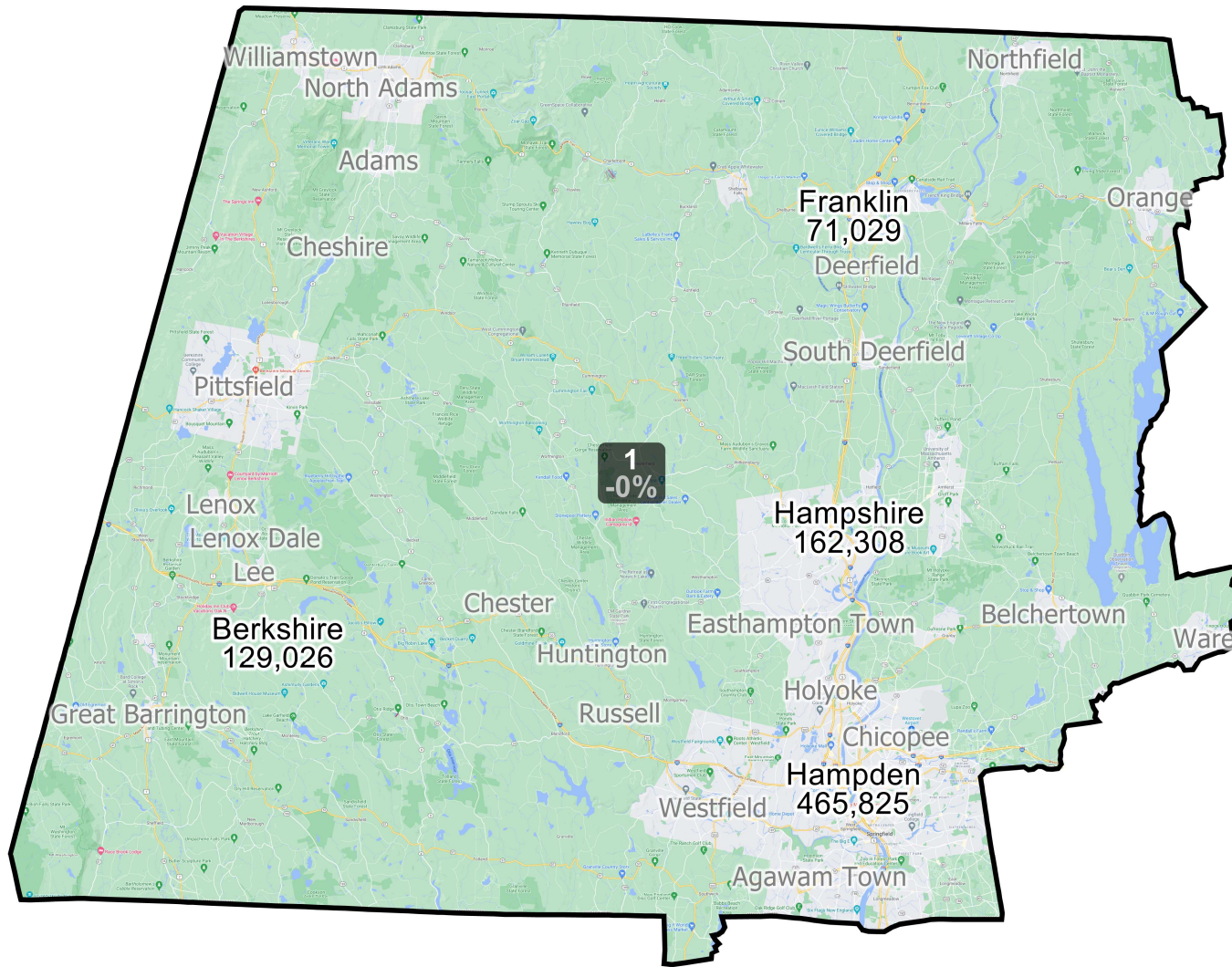
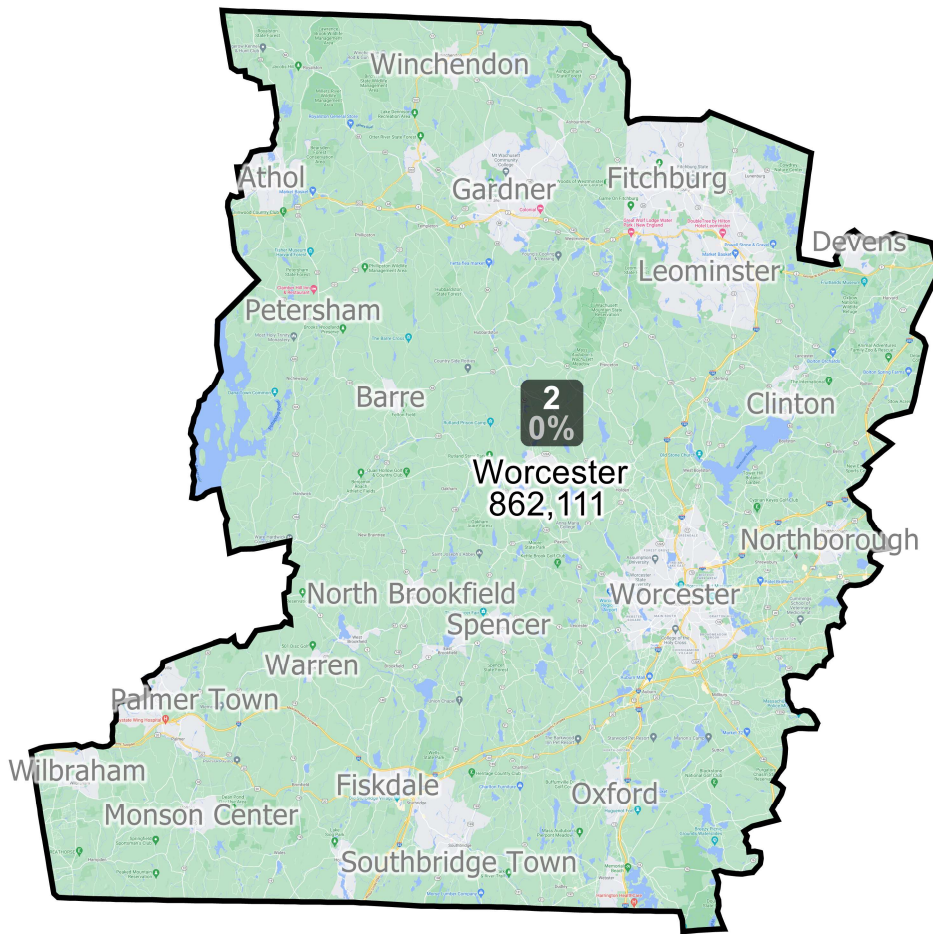


District: 1



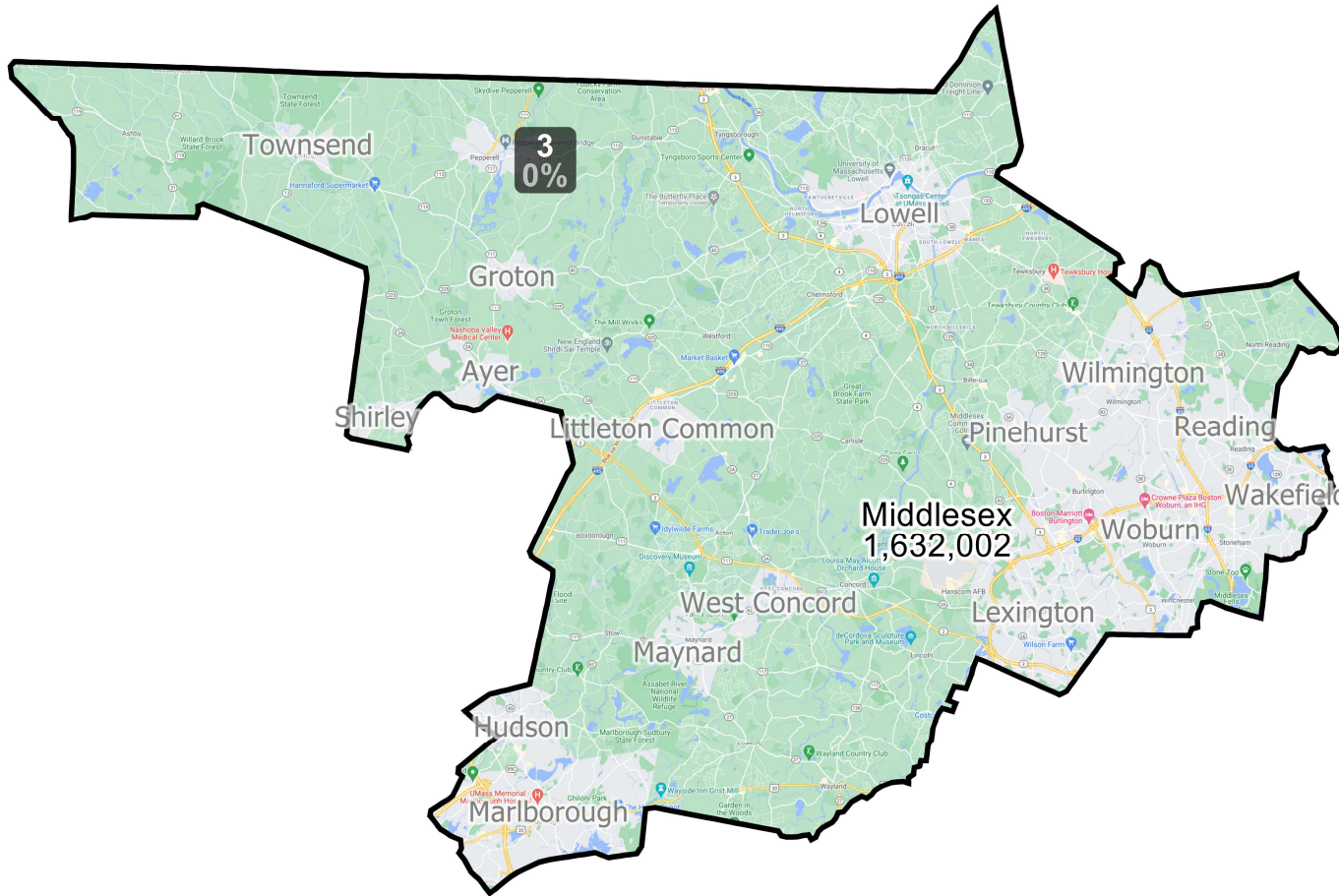
Field	Value
District	1
Population	781,101
Deviation	-1
% Deviation	-0%
% NH CVAP 19	86.0%
% NH White CVAP 19	77.4%
% NH Black CVAP 19	5.6%
% NH Asian CVAP 19	2.3%
% H CVAP 19	14.0%
% D 20_Pres	67.3%
% R 20_Pres	32.7%
ernate Schwartzberg	1.33
Polsby Popper	0.57
Perimeter	243.04
Reock	0.57
NH_Wht	535105
% NH_Wht	68.51%
AP_BlK	68459
% AP_BlK	8.76%
AP_Ind	14656
% AP_Ind	1.88%
AP_Asn	32651
% AP_Asn	4.18%
AP_Hwn	1541
% AP_Hwn	0.2%
AP_Oth	113038
% AP_Oth	14.47%
Hispanic Origin	141433
% Hispanic Origin	18.11%
18+_Pop	633133
NH18+_Wht	456985
% NH18+_Wht	72.18%
18+_AP_BlK	48286
% 18+_AP_BlK	7.63%
18+_AP_Ind	11058

District: 2



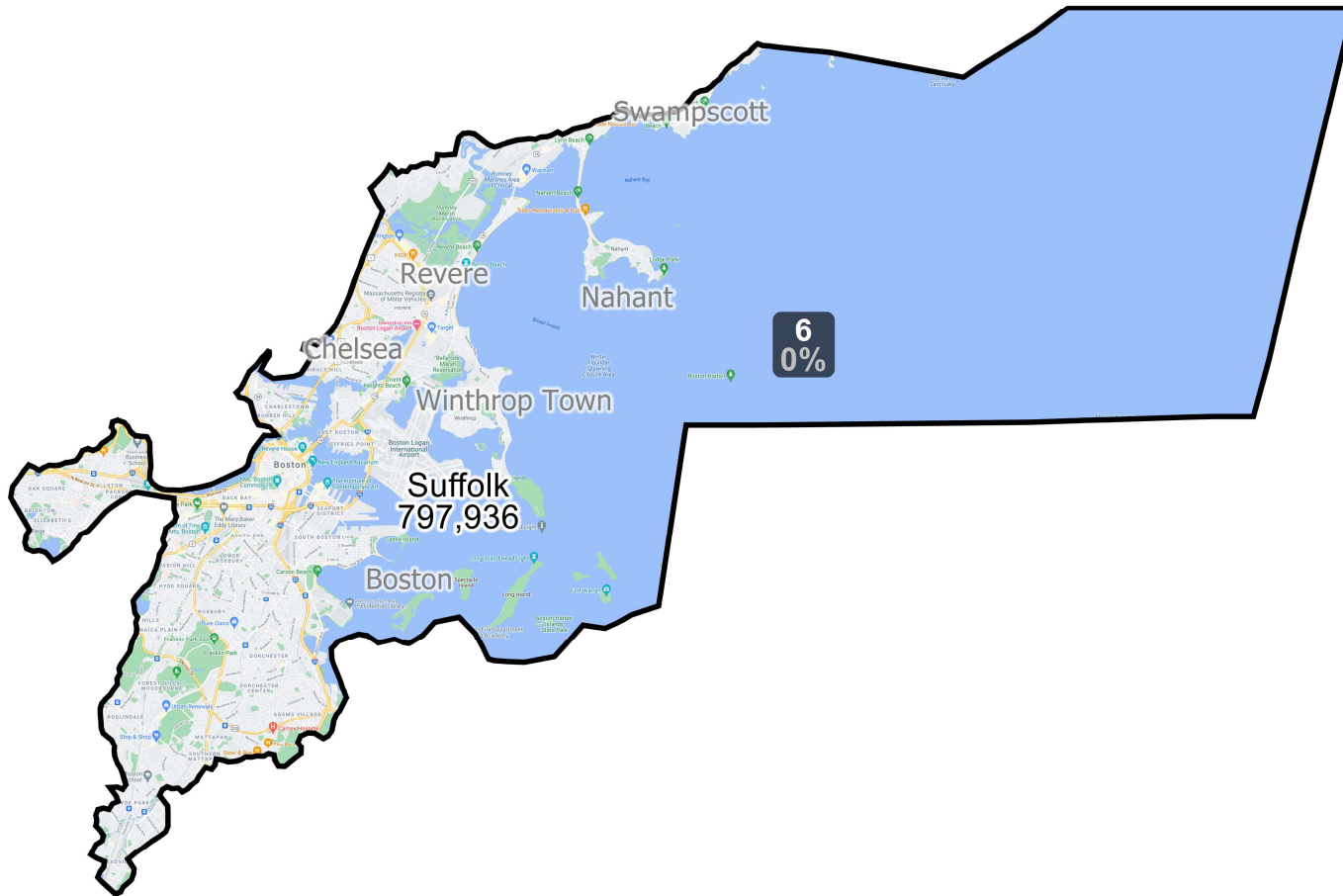
Field	Value
District	2
Population	781,103
Deviation	1
% Deviation	0%
% NH CVAP 19	90.5%
% NH White CVAP 19	82.2%
% NH Black CVAP 19	4.1%
% NH Asian CVAP 19	3.5%
% H CVAP 19	9.5%
% D 20_Pres	58.6%
% R 20_Pres	41.4%
ernate Schwartzberg	1.65
Polsby Popper	0.37
Perimeter	231.94
Reock	0.57
NH_Wht	551089
% NH_Wht	70.55%
AP_BlK	61676
% AP_BlK	7.9%
AP_Ind	12680
% AP_Ind	1.62%
AP_Asn	46950
% AP_Asn	6.01%
AP_Hwn	1204
% AP_Hwn	0.15%
AP_Oth	95944
% AP_Oth	12.28%
Hispanic Origin	106267
% Hispanic Origin	13.6%
18+_Pop	621892
NH18+_Wht	459778
% NH18+_Wht	73.93%
18+_AP_BlK	42188
% 18+_AP_BlK	6.78%
18+_AP_Ind	9390
% 18+_AP_Ind	1.51%
18+_AP_Asn	34405
% 18+_AP_Asn	5.53%
18+_AP_Hwn	857
% 18+_AP_Hwn	0.14%

District: 3



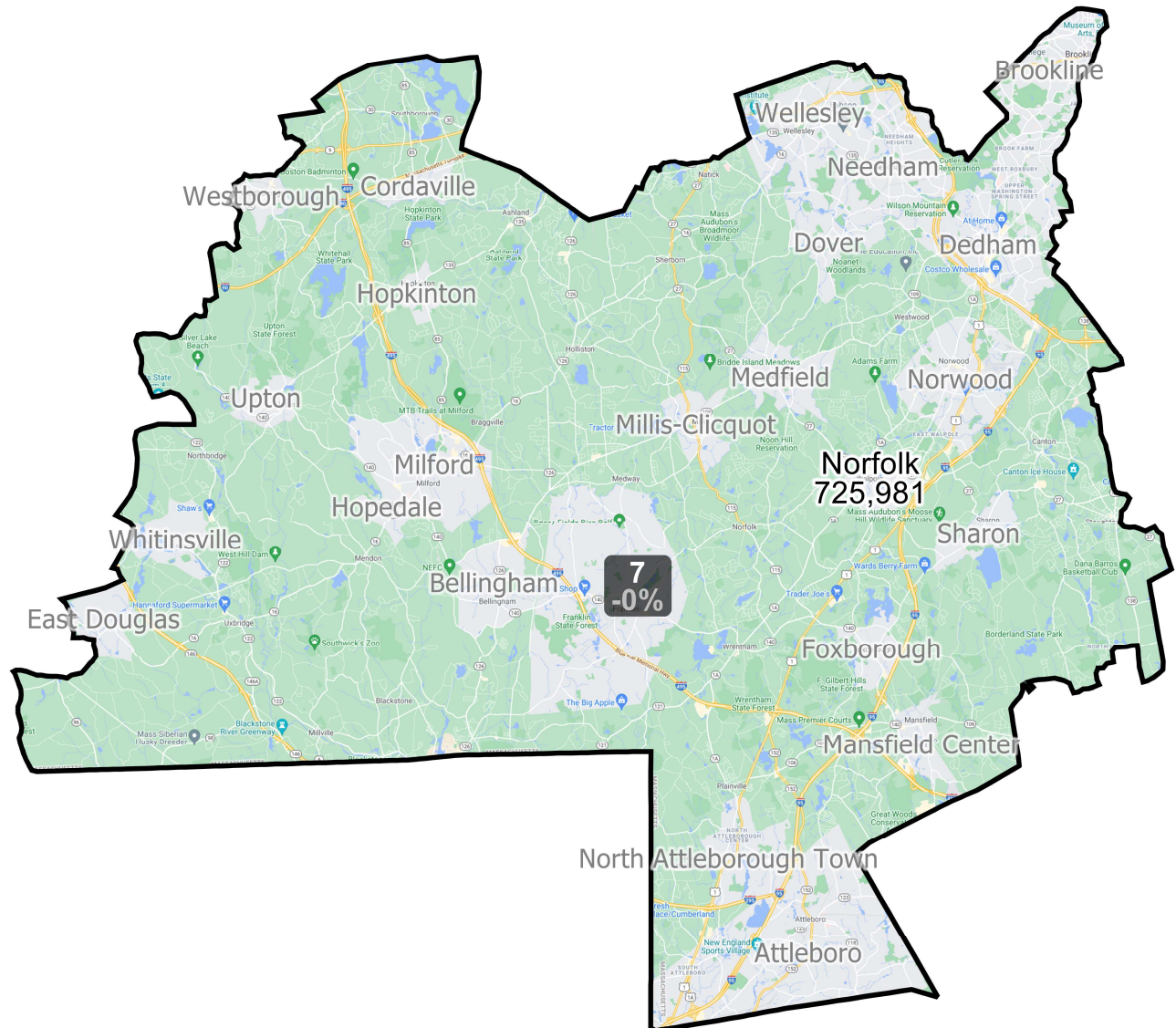
Field	Value
District	3
Population	781,102
Deviation	0
% Deviation	0%
% NH CVAP 19	95.2%
% NH White CVAP 19	83.7%
% NH Black CVAP 19	2.6%
% NH Asian CVAP 19	8.5%
% H CVAP 19	4.8%
% D 20_Pres	65.8%
% R 20_Pres	34.2%
ernate Schwartzberg	1.84
Polsby Popper	0.3
Perimeter	163.4
Reock	0.38
NH_Wht	556868
% NH_Wht	71.29%
AP_BlK	37430
% AP_BlK	4.79%
AP_Ind	7522
% AP_Ind	0.96%
AP_Asn	103347
% AP_Asn	13.23%
AP_Hwn	883
% AP_Hwn	0.11%
AP_Oth	69629
% AP_Oth	8.91%
Hispanic Origin	58912
% Hispanic Origin	7.54%
18+_Pop	614404
NH18+_Wht	455883
% NH18+_Wht	74.2%
18+_AP_BlK	25623
% 18+_AP_BlK	4.17%
18+_AP_Ind	5541

District: 6



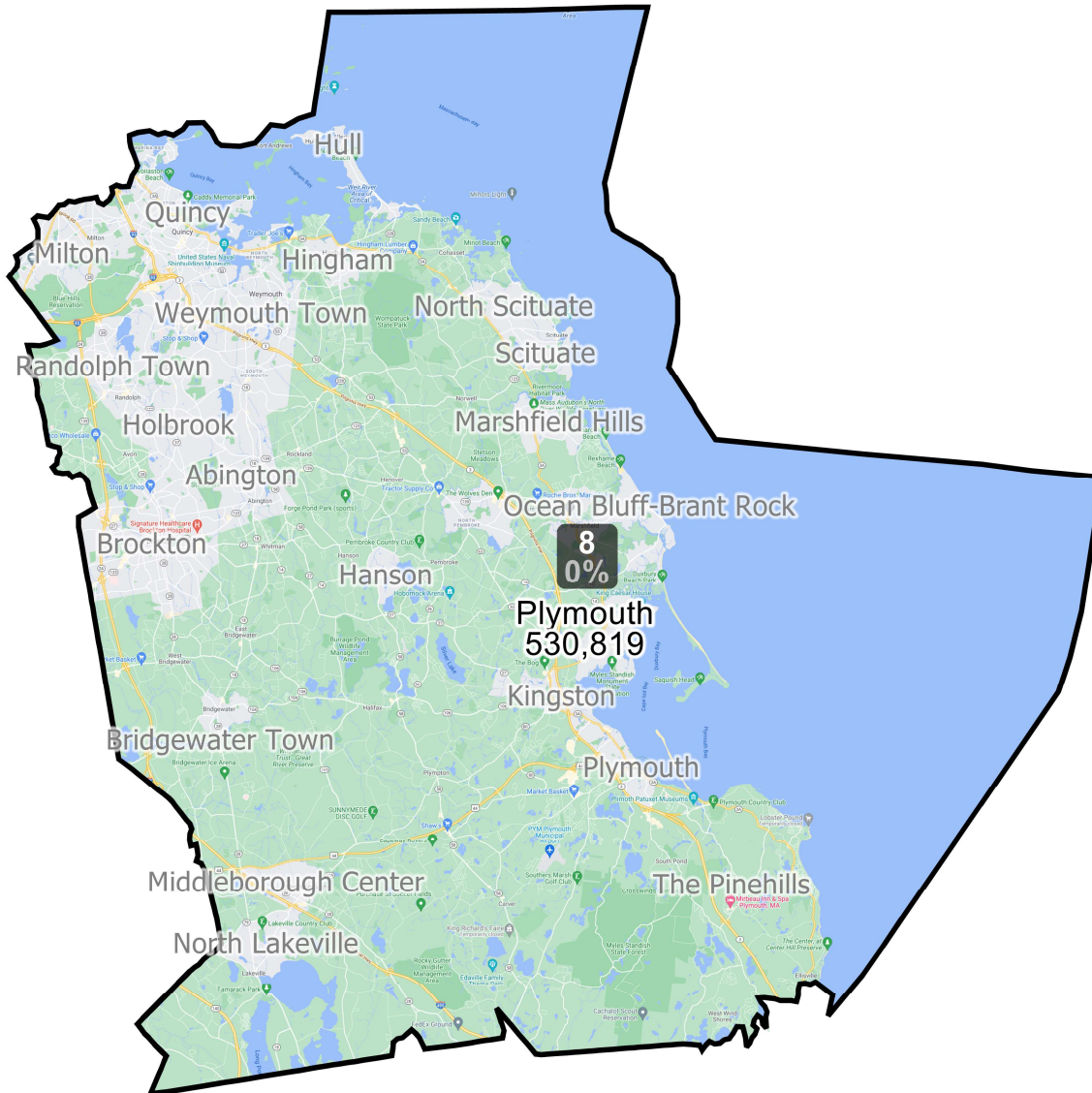
Field	Value
District	6
Population	781,102
Deviation	0
% Deviation	0%
% NH CVAP 19	83.9%
% NH White CVAP 19	55.1%
% NH Black CVAP 19	20.6%
% NH Asian CVAP 19	7.3%
% H CVAP 19	16.1%
% D 20_Pres	82.1%
% R 20_Pres	17.9%
ernate Schwartzberg	1.93
Polsby Popper	0.27
Perimeter	101.09
Reock	0.26
NH_Wh	339958
% NH_Wh	43.52%
AP_Bl	177468
% AP_Bl	22.72%
AP_Ind	11474
% AP_Ind	1.47%
AP_Asn	89132
% AP_Asn	11.41%
AP_Hwn	1501
% AP_Hwn	0.19%
AP_Oth	171697
% AP_Oth	21.98%
Hispanic Origin	180308
% Hispanic Origin	23.08%
18+_Pop	656542
NH18+_Wh	309522
% NH18+_Wh	47.14%
18+_AP_Bl	136426
% 18+_AP_Bl	20.78%
18+_AP_Ind	8949

District: 7



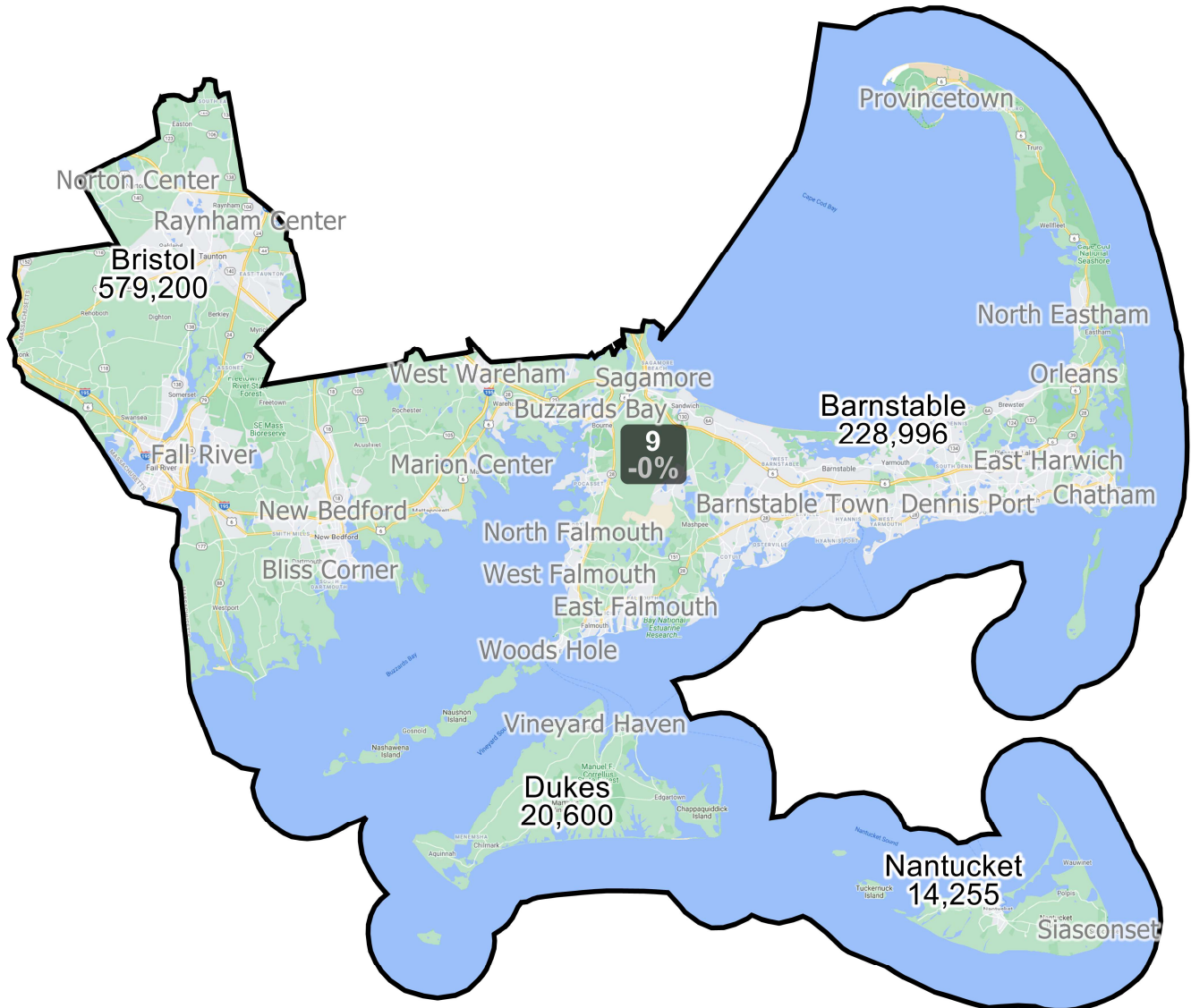
Field	Value
District	7
Population	781,101
Deviation	-1
% Deviation	-0%
% NH CVAP 19	95.8%
% NH White CVAP 19	86.6%
% NH Black CVAP 19	3.6%
% NH Asian CVAP 19	5.0%
% H CVAP 19	4.2%
% D 20_Pres	67.3%
% R 20_Pres	32.7%
ernate Schwartzberg	1.82
Polsby Popper	0.3
Perimeter	164.24
Reock	0.5
NH_Wht	602872
% NH_Wht	77.18%
AP_BlK	42653
% AP_BlK	5.46%
AP_Ind	7296
% AP_Ind	0.93%
AP_Asn	71577
% AP_Asn	9.16%
AP_Hwn	844
% AP_Hwn	0.11%
AP_Oth	55588
% AP_Oth	7.12%
Hispanic Origin	44251
% Hispanic Origin	5.67%
18+_Pop	611032
NH18+_Wht	486106
% NH18+_Wht	79.55%
18+_AP_BlK	29956
% 18+_AP_BlK	4.9%
18+_AP_Ind	5308

District: 8



Field	Value
District	8
Population	781,103
Deviation	1
% Deviation	0%
% NH CVAP 19	96.8%
% NH White CVAP 19	81.2%
% NH Black CVAP 19	9.5%
% NH Asian CVAP 19	5.3%
% H CVAP 19	3.2%
% D 20_Pres	62.0%
% R 20_Pres	38.0%
ernate Schwartzberg	1.46
Polsby Popper	0.47
Perimeter	168.37
Reock	0.63
NH_Wht	547284
% NH_Wht	70.07%
AP_BlK	107960
% AP_BlK	13.82%
AP_Ind	8287
% AP_Ind	1.06%
AP_Asn	63719
% AP_Asn	8.16%
AP_Hwn	993
% AP_Hwn	0.13%
AP_Oth	72098
% AP_Oth	9.23%
Hispanic Origin	39568
% Hispanic Origin	5.07%
18+_Pop	622938
NH18+_Wht	450699
% NH18+_Wht	72.35%
18+_AP_BlK	78230
% 18+_AP_BlK	12.56%
18+_AP_Ind	6014

District: 9



Field	Value
District	9
Population	781,101
Deviation	-1
% Deviation	-0%
% NH CVAP 19	95.8%
% NH White CVAP 19	89.8%
% NH Black CVAP 19	3.6%
% NH Asian CVAP 19	1.4%
% H CVAP 19	4.3%
% D 20_Pres	58.8%
% R 20_Pres	41.2%
ernate Schwartzberg	2.1
Polsby Popper	0.23
Perimeter	399.7
Reock	0.48
NH_Wht	619689
% NH_Wht	79.34%
AP_BlK	54294
% AP_BlK	6.95%
AP_Ind	12821
% AP_Ind	1.64%
AP_Asn	16951
% AP_Asn	2.17%
AP_Hwn	1172
% AP_Hwn	0.15%
AP_Oth	85910
% AP_Oth	11%
Hispanic Origin	60302
% Hispanic Origin	7.72%
18+_Pop	639310
NH18+_Wht	526595
% NH18+_Wht	82.37%
18+_AP_BlK	36859
% 18+_AP_BlK	5.77%
18+_AP_Ind	9316