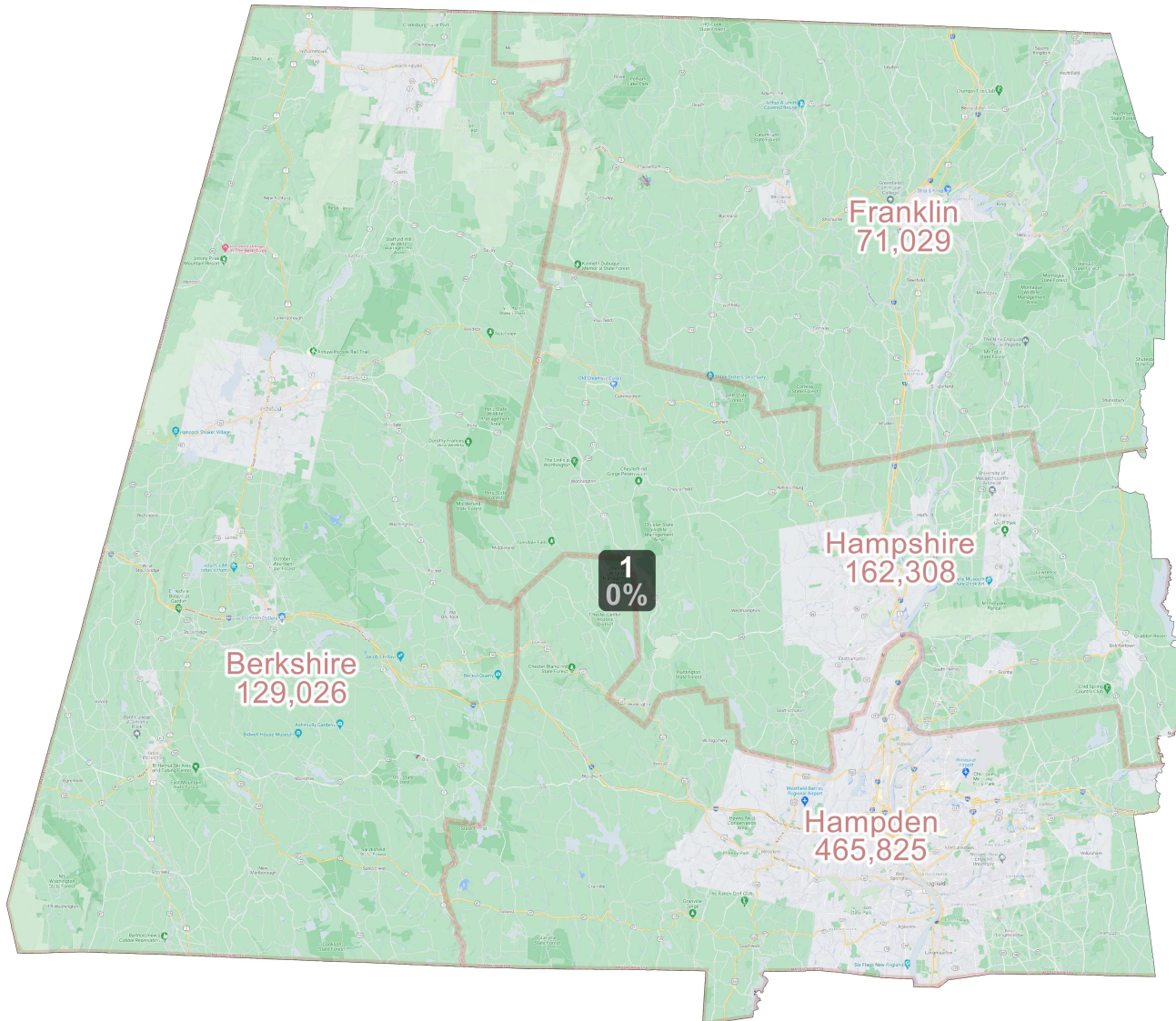
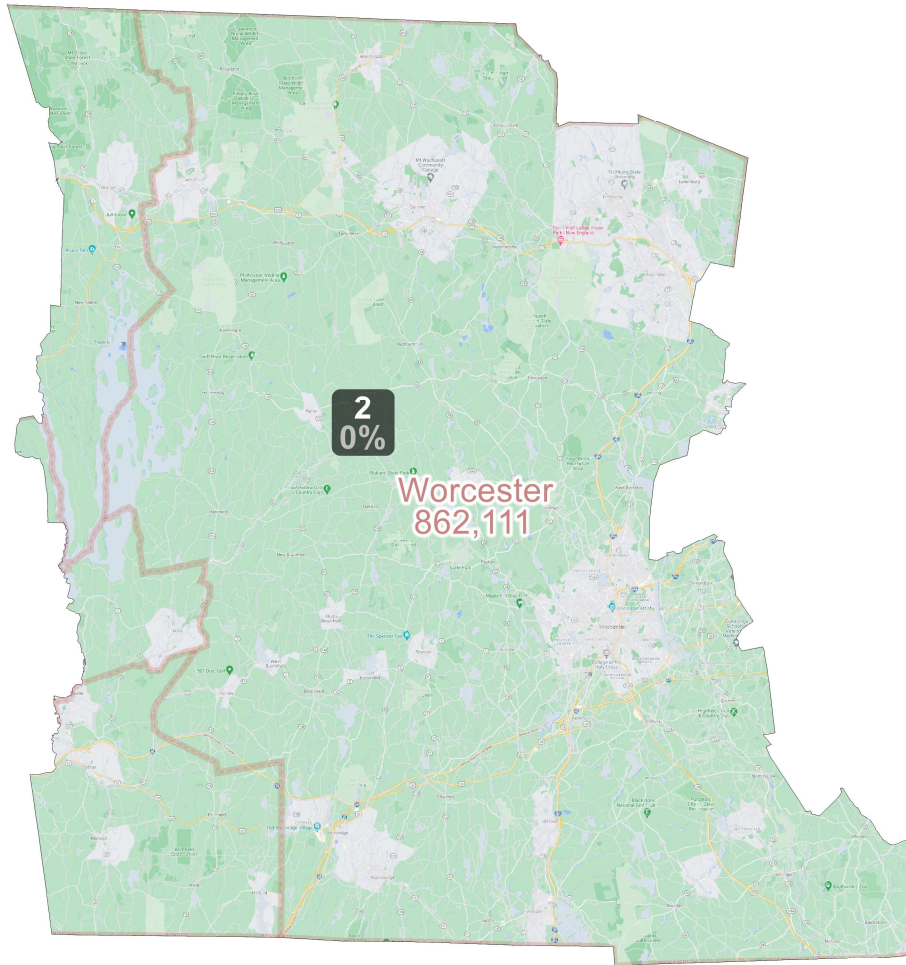


District: 1



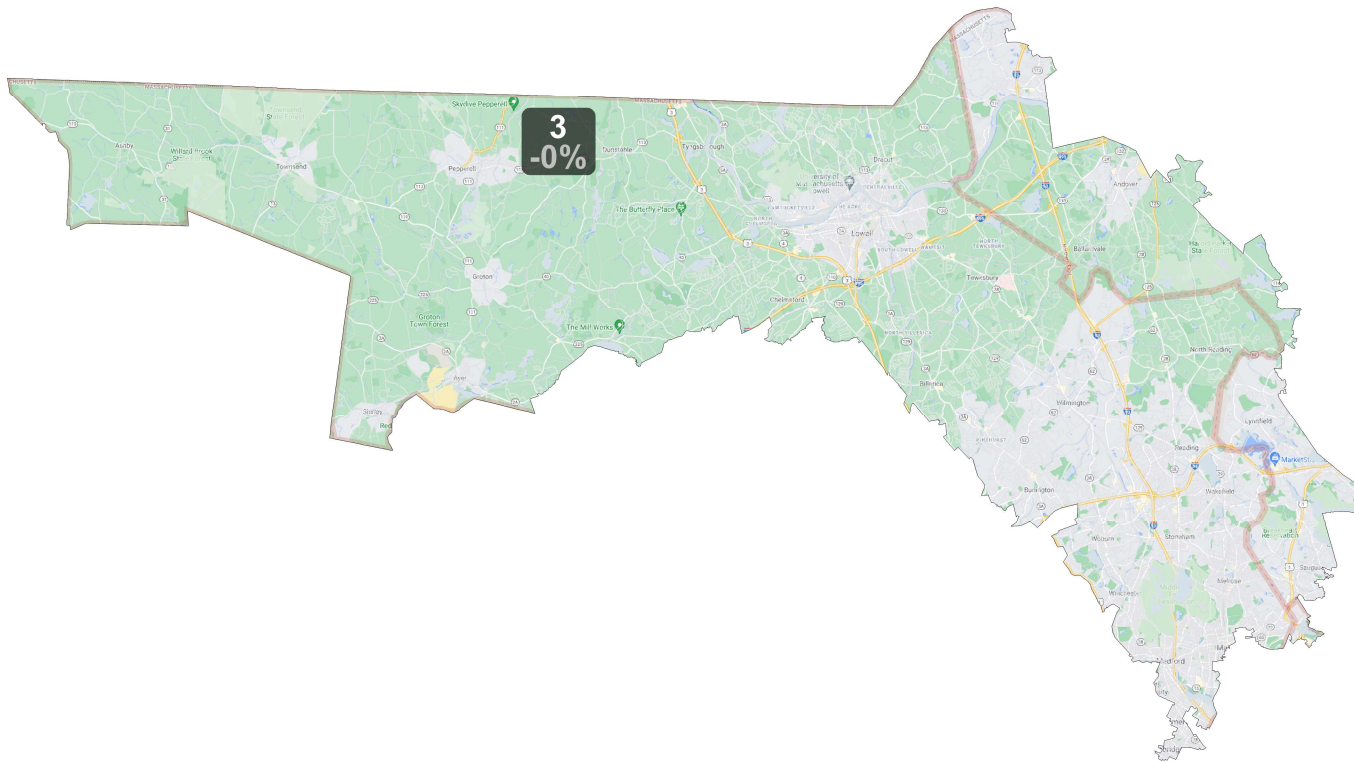
Field	Value
District	1
Population	781103
Deviation	1
% Deviation	0%
% D 20_Pres	67.16%
% R 20_Pres	32.84%
% NH CVAP 19	85.97%
% NH White CVAP 19	77.38%
% NH Black CVAP 19	5.58%
% NH Asian CVAP 19	2.26%
% H CVAP 19	14.04%
NH18+_Wht	457135
% NH18+_Wht	72.2%
18+_AP_BlK	48395
% 18+_AP_BlK	7.64%
H18+_Pop	96399
% H18+_Pop	15.23%
18+_AP_Ind	10813
% 18+_AP_Ind	1.71%
18+_AP_Asn	25820
% 18+_AP_Asn	4.08%
18+_AP_Hwn	1095
% 18+_AP_Hwn	0.17%
18+_Pop	633154
% 18+_Pop	81.06%
D 20_Pres	258460.05
R 20_Pres	126404.87
20_Pres	384864.92
% 20_Pres	49.27%
Total CVAP 19	603151.55
% Total CVAP 19	77.22%
NH CVAP 19	518533.36
NH White CVAP 19	466707.61
NH Black CVAP 19	33633.89
NH Asian CVAP 19	13651.20

District: 2



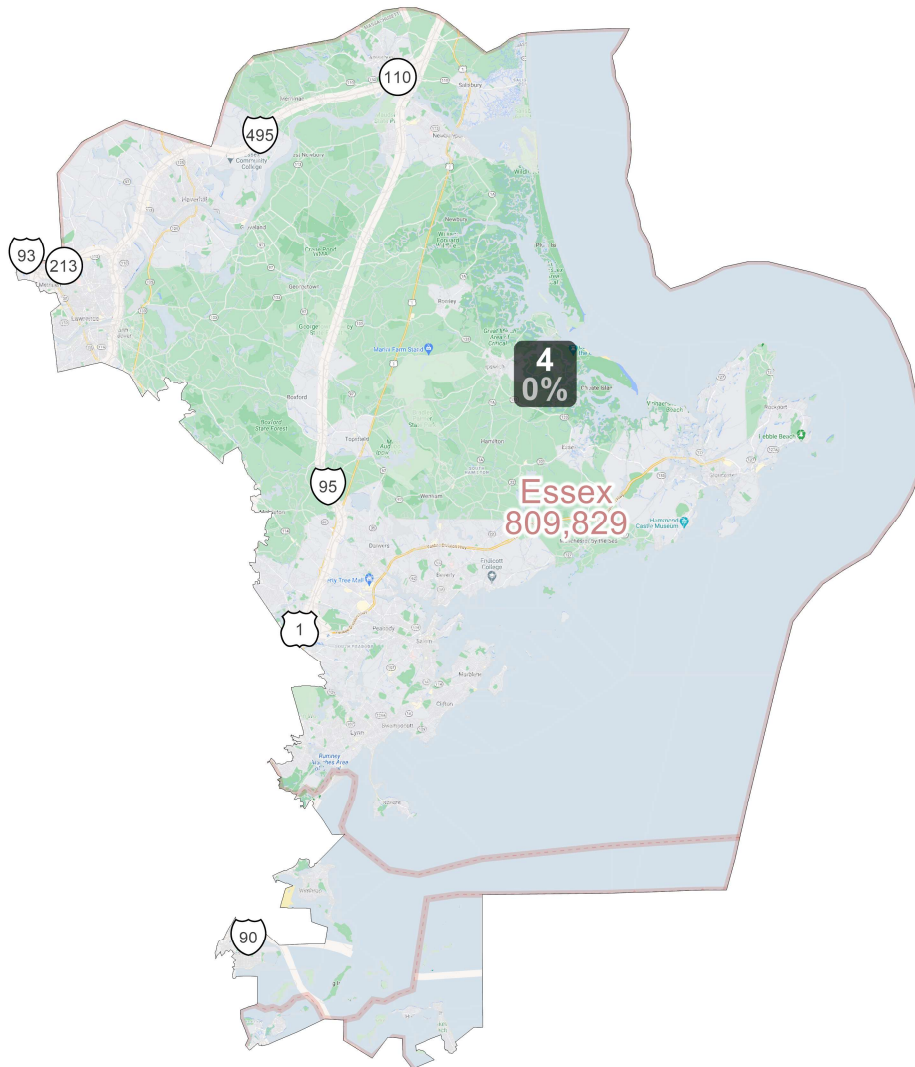
Field	Value
District	2
Population	781102
Deviation	0
% Deviation	0%
% D 20_Pres	57.26%
% R 20_Pres	42.74%
% NH CVAP 19	90.72%
% NH White CVAP 19	82.9%
% NH Black CVAP 19	3.93%
% NH Asian CVAP 19	3.2%
% H CVAP 19	9.28%
NH18+_Wht	466172
% NH18+_Wht	74.94%
18+_AP_Bl	40983
% 18+_AP_Bl	6.59%
H18+_Pop	71157
% H18+_Pop	11.44%
18+_AP_Ind	9700
% 18+_AP_Ind	1.56%
18+_AP_Asn	30758
% 18+_AP_Asn	4.94%
18+_AP_Hwn	834
% 18+_AP_Hwn	0.13%
18+_Pop	622024
% 18+_Pop	79.63%
D 20_Pres	215126.34
R 20_Pres	160578.15
20_Pres	375704.50
% 20_Pres	48.1%
Total CVAP 19	561972.57
% Total CVAP 19	71.95%
NH CVAP 19	509811.13
NH White CVAP 19	465895.58
NH Black CVAP 19	22058.87
NH Asian CVAP 19	17995.68
H CVAP 19	52130.62

District: 3



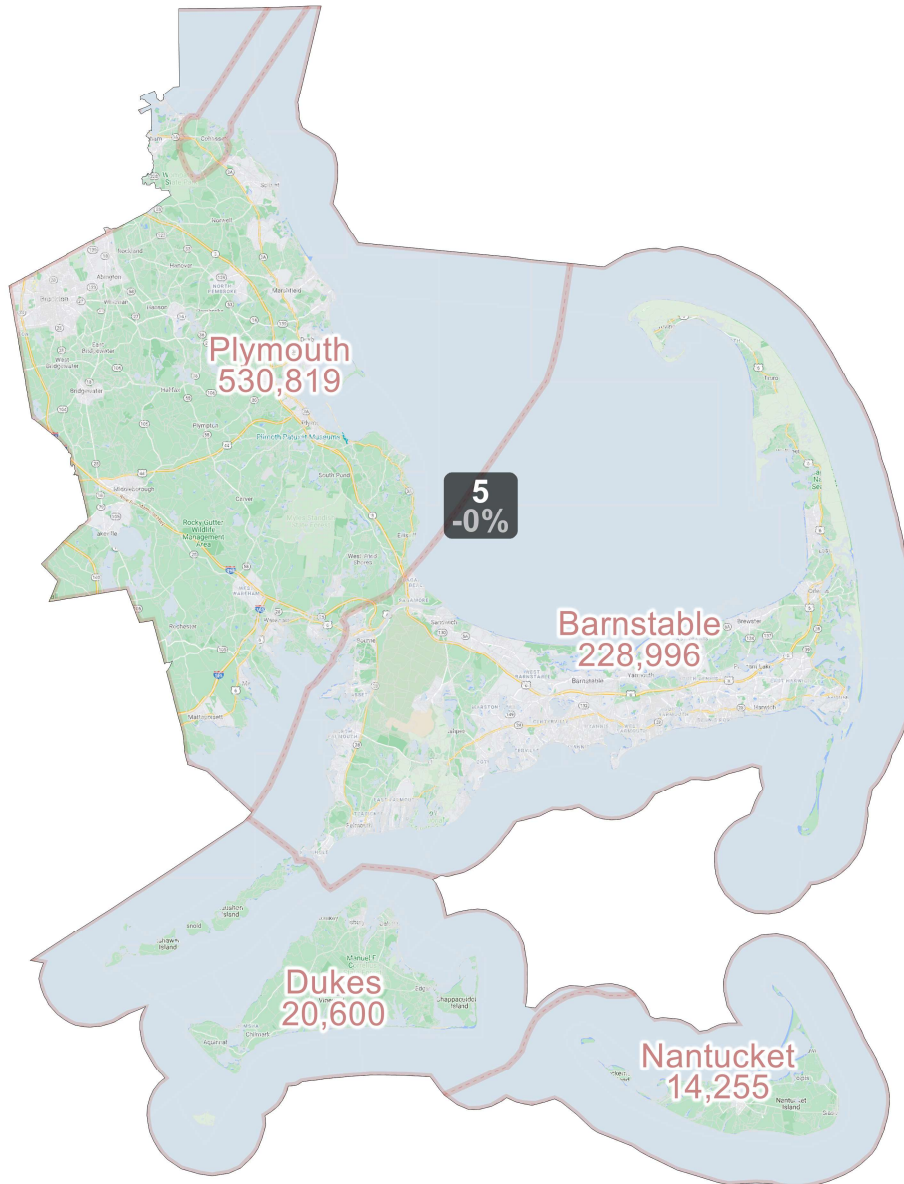
Field	Value
District	3
Population	781101
Deviation	-1
% Deviation	-0%
% D 20_Pres	64.24%
% R 20_Pres	35.76%
% NH CVAP 19	94.42%
% NH White CVAP 19	81.88%
% NH Black CVAP 19	3.93%
% NH Asian CVAP 19	8.11%
% H CVAP 19	5.57%
NH18+_Wht	452268
% NH18+_Wht	72.12%
18+_AP_BlK	35007
% 18+_AP_BlK	5.58%
H18+_Pop	46183
% H18+_Pop	7.36%
18+_AP_Ind	5594
% 18+_AP_Ind	0.89%
18+_AP_Asn	76430
% 18+_AP_Asn	12.19%
18+_AP_Hwn	741
% 18+_AP_Hwn	0.12%
18+_Pop	627106
% 18+_Pop	80.28%
D 20_Pres	264697.98
R 20_Pres	147351.58
20_Pres	412049.56
% 20_Pres	52.75%
Total CVAP 19	553319.65
% Total CVAP 19	70.84%
NH CVAP 19	522435.94
NH White CVAP 19	453077.14
NH Black CVAP 19	21723.23
NH Asian CVAP 19	44885.89

District: 4



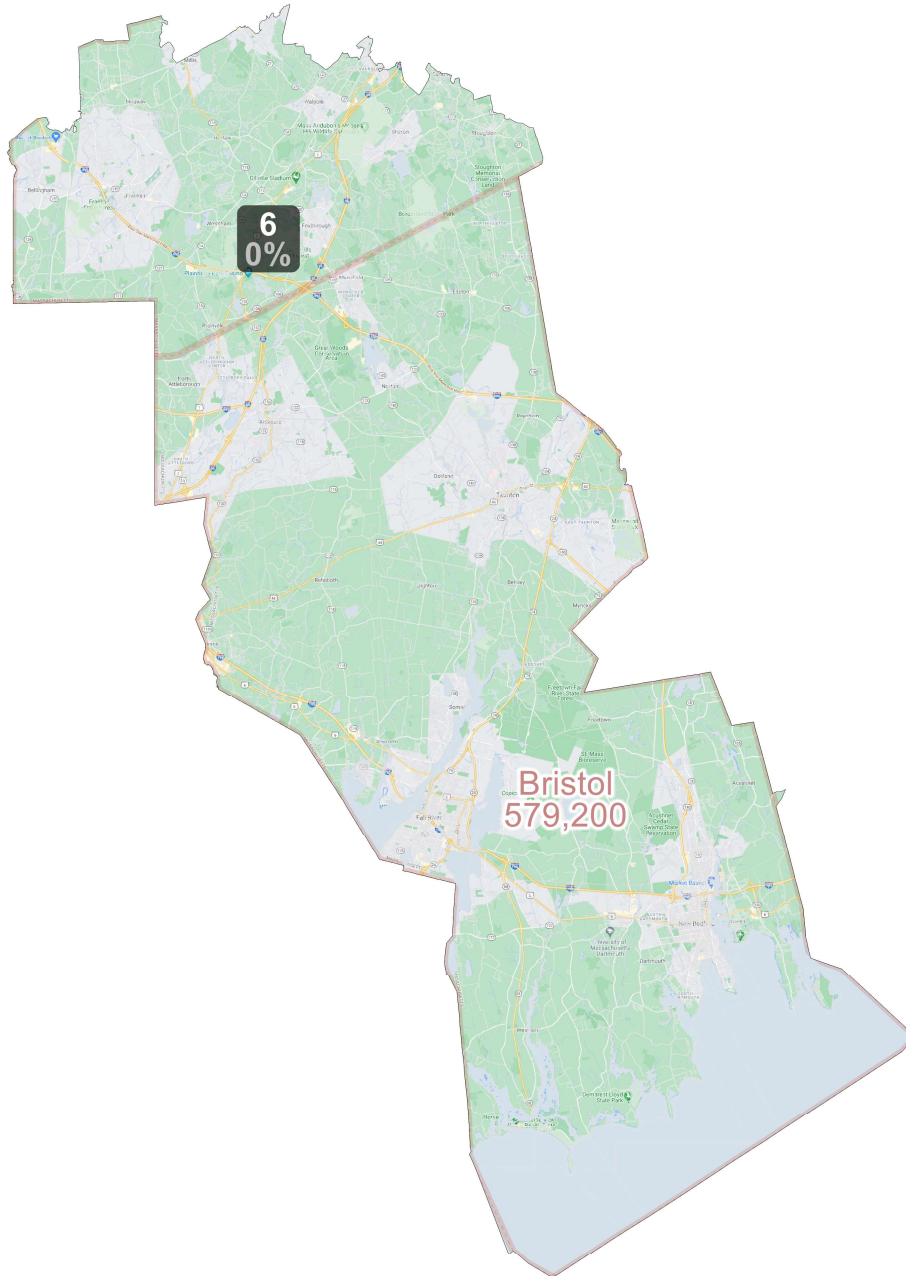
Field	Value
District	4
Population	781103
Deviation	1
% Deviation	0%
% D 20_Pres	65.93%
% R 20_Pres	34.07%
% NH CVAP 19	85.79%
% NH White CVAP 19	79.56%
% NH Black CVAP 19	3.23%
% NH Asian CVAP 19	2.54%
% H CVAP 19	14.2%
NH18+_Wht	437912
% NH18+_Wht	70.16%
18+_AP_Bl	37680
% 18+_AP_Bl	6.04%
H18+_Pop	125887
% H18+_Pop	20.17%
18+_AP_Ind	8446
% 18+_AP_Ind	1.35%
18+_AP_Asn	22269
% 18+_AP_Asn	3.57%
18+_AP_Hwn	935
% 18+_AP_Hwn	0.15%
18+_Pop	624174
% 18+_Pop	79.91%
D 20_Pres	259767.38
R 20_Pres	134242.77
20_Pres	394010.15
% 20_Pres	50.44%
Total CVAP 19	543429.02
% Total CVAP 19	69.57%
NH CVAP 19	466191.49
NH White CVAP 19	432374.26
NH Black CVAP 19	17553.80
NH Asian CVAP 19	13818.15
H CVAP 19	77191.42

District: 5



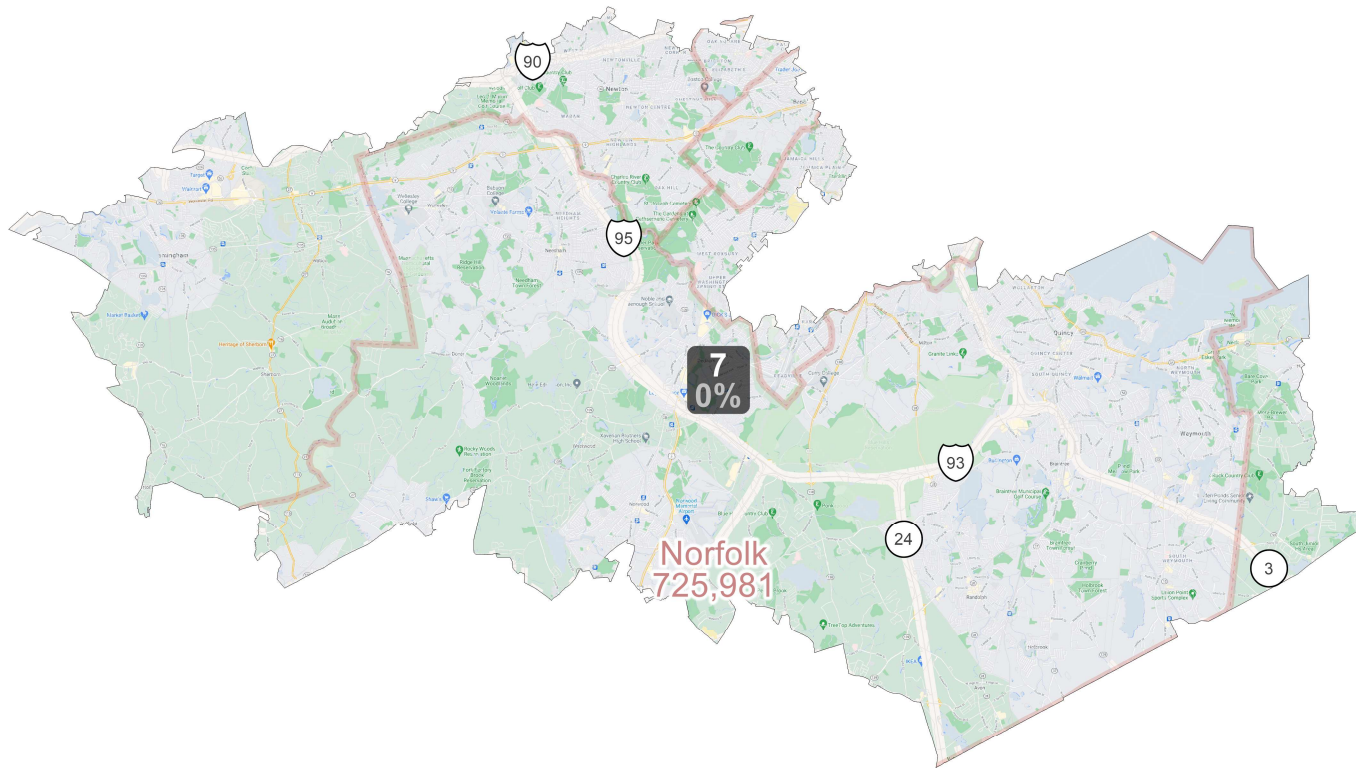
Field	Value
District	5
Population	781101
Deviation	-1
% Deviation	-0%
% D 20_Pres	60.69%
% R 20_Pres	39.31%
% NH CVAP 19	97.31%
% NH White CVAP 19	88.59%
% NH Black CVAP 19	6.45%
% NH Asian CVAP 19	1.39%
% H CVAP 19	2.68%
NH18+_Wht	514968
% NH18+_Wht	81.29%
18+_AP_BlK	57520
% 18+_AP_BlK	9.08%
H18+_Pop	23418
% H18+_Pop	3.7%
18+_AP_Ind	7762
% 18+_AP_Ind	1.23%
18+_AP_Asn	11546
% 18+_AP_Asn	1.82%
18+_AP_Hwn	804
% 18+_AP_Hwn	0.13%
18+_Pop	633496
% 18+_Pop	81.1%
D 20_Pres	274971.71
R 20_Pres	178121.55
20_Pres	453093.26
% 20_Pres	58.01%
Total CVAP 19	570963.69
% Total CVAP 19	73.1%
NH CVAP 19	555618.01
NH White CVAP 19	505790.41
NH Black CVAP 19	36836.27
NH Asian CVAP 19	7949.31
H CVAP 19	15327.20

District: 6



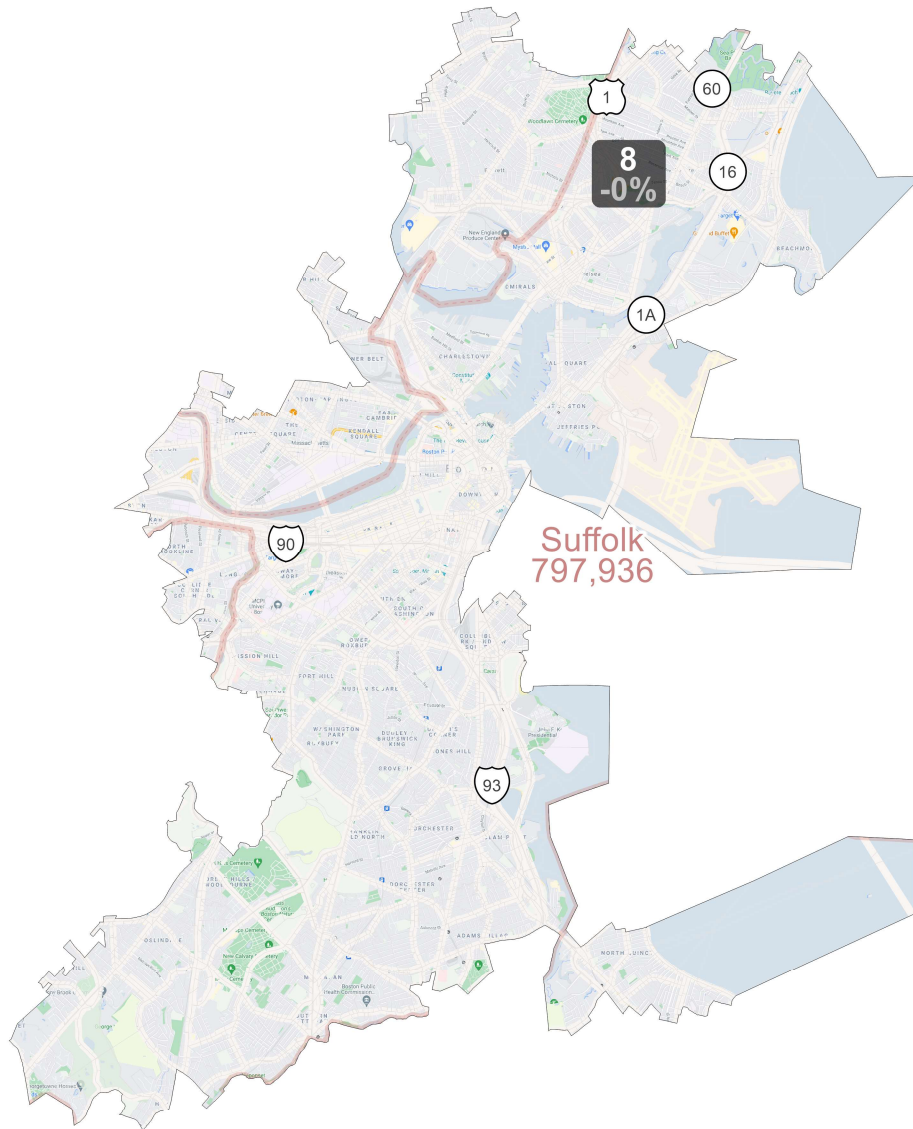
Field	Value
District	6
Population	781102
Deviation	0
% Deviation	0%
% D 20_Pres	58.24%
% R 20_Pres	41.76%
% NH CVAP 19	95.05%
% NH White CVAP 19	87.82%
% NH Black CVAP 19	4.18%
% NH Asian CVAP 19	2.31%
% H CVAP 19	4.95%
NH18+_Wht	499850
% NH18+_Wht	80.65%
18+_AP_BlK	40129
% 18+_AP_BlK	6.48%
H18+_Pop	41174
% H18+_Pop	6.64%
18+_AP_Ind	7626
% 18+_AP_Ind	1.23%
18+_AP_Asn	22144
% 18+_AP_Asn	3.57%
18+_AP_Hwn	734
% 18+_AP_Hwn	0.12%
18+_Pop	619749
% 18+_Pop	79.34%
D 20_Pres	227919.47
R 20_Pres	163451.69
20_Pres	391371.16
% 20_Pres	50.1%
Total CVAP 19	566335.67
% Total CVAP 19	72.5%
NH CVAP 19	538273.86
NH White CVAP 19	497347.56
NH Black CVAP 19	23698.92
NH Asian CVAP 19	13063.00
H CVAP 19	28023.77

District: 7



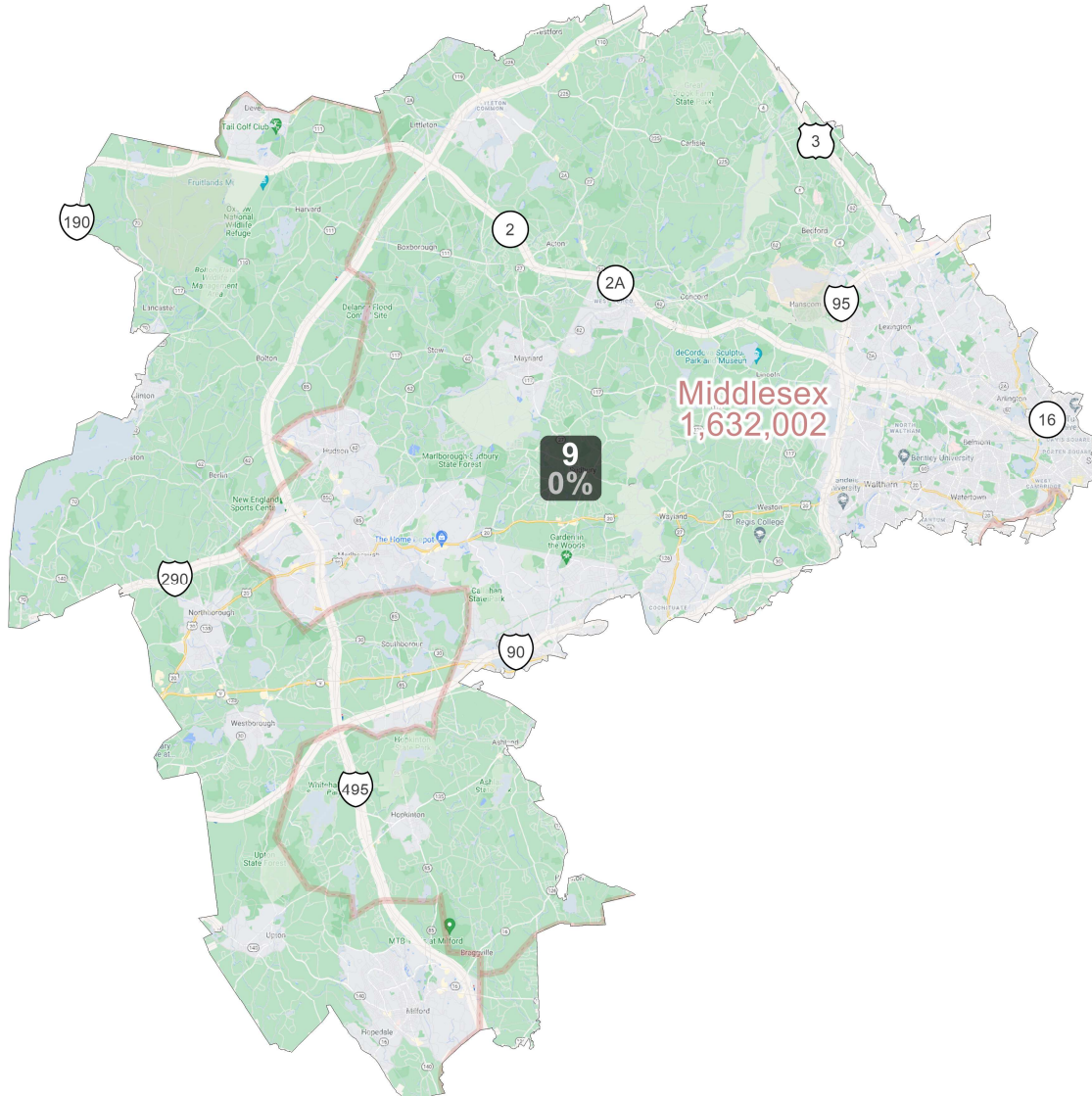
Field	Value
District	7
Population	781102
Deviation	0
% Deviation	0%
% D 20_Pres	74.25%
% R 20_Pres	25.75%
% NH CVAP 19	94.48%
% NH White CVAP 19	77.59%
% NH Black CVAP 19	7.37%
% NH Asian CVAP 19	8.8%
% H CVAP 19	5.52%
NH18+_Wht	431489
% NH18+_Wht	68.58%
18+_AP_BlK	56816
% 18+_AP_BlK	9.03%
H18+_Pop	42738
% H18+_Pop	6.79%
18+_AP_Ind	5515
% 18+_AP_Ind	0.88%
18+_AP_Asn	83153
% 18+_AP_Asn	13.22%
18+_AP_Hwn	781
% 18+_AP_Hwn	0.12%
18+_Pop	629219
% 18+_Pop	80.56%
D 20_Pres	308148.54
R 20_Pres	106863.68
20_Pres	415012.23
% 20_Pres	53.13%
Total CVAP 19	547212.94
% Total CVAP 19	70.06%
NH CVAP 19	517009.24
NH White CVAP 19	424581.97
NH Black CVAP 19	40350.64
NH Asian CVAP 19	48153.55

District: 8



Field	Value
District	8
Population	781101
Deviation	-1
% Deviation	-0%
% D 20_Pres	83.76%
% R 20_Pres	16.24%
% NH CVAP 19	83.34%
% NH White CVAP 19	51.27%
% NH Black CVAP 19	22.05%
% NH Asian CVAP 19	9.04%
% H CVAP 19	16.64%
NH18+_Wht	274955
% NH18+_Wht	42.31%
18+_AP_BlK	142373
% 18+_AP_BlK	21.91%
H18+_Pop	134473
% H18+_Pop	20.69%
18+_AP_Ind	9037
% 18+_AP_Ind	1.39%
18+_AP_Asn	94365
% 18+_AP_Asn	14.52%
18+_AP_Hwn	1188
% 18+_AP_Hwn	0.18%
18+_Pop	649865
% 18+_Pop	83.2%
D 20_Pres	246497.70
R 20_Pres	47794.94
20_Pres	294292.63
% 20_Pres	37.68%
Total CVAP 19	506738.12
% Total CVAP 19	64.87%
NH CVAP 19	422340.25
NH White CVAP 19	259801.26
NH Black CVAP 19	111737.49
NH Asian CVAP 19	45829.61
H CVAP 19	84336.89

District: 9



Field	Value
District	9
Population	781102
Deviation	0
% Deviation	0%
% D 20_Pres	76.13%
% R 20_Pres	23.87%
% NH CVAP 19	95.39%
% NH White CVAP 19	83.22%
% NH Black CVAP 19	3.4%
% NH Asian CVAP 19	8.32%
% H CVAP 19	4.61%
NH18+_Wht	454236
% NH18+_Wht	72.69%
18+_AP_BlK	27410
% 18+_AP_BlK	4.39%
H18+_Pop	40079
% H18+_Pop	6.41%
18+_AP_Ind	5443
% 18+_AP_Ind	0.87%
18+_AP_Asn	81635
% 18+_AP_Asn	13.06%
18+_AP_Hwn	673
% 18+_AP_Hwn	0.11%
18+_Pop	624936
% 18+_Pop	80.01%
D 20_Pres	326612.82
R 20_Pres	102392.77
20_Pres	429005.59
% 20_Pres	54.92%
Total CVAP 19	538660.07
% Total CVAP 19	68.96%
NH CVAP 19	513833.02
NH White CVAP 19	448254.32
NH Black CVAP 19	18336.31
NH Asian CVAP 19	44793.90