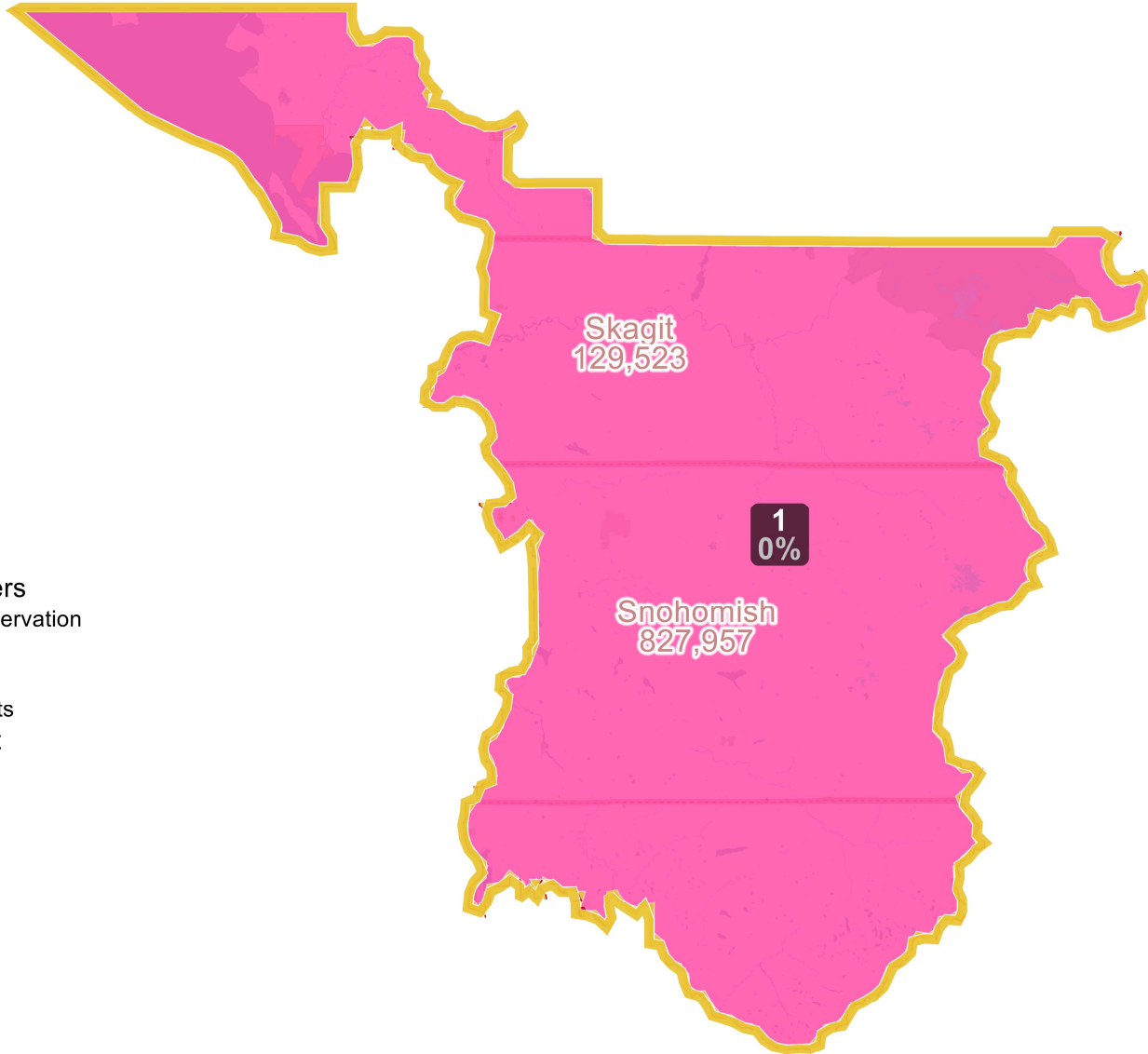


# District: 1



## Map layers

Indian Reservation

County

Districts

Old Districts

## District

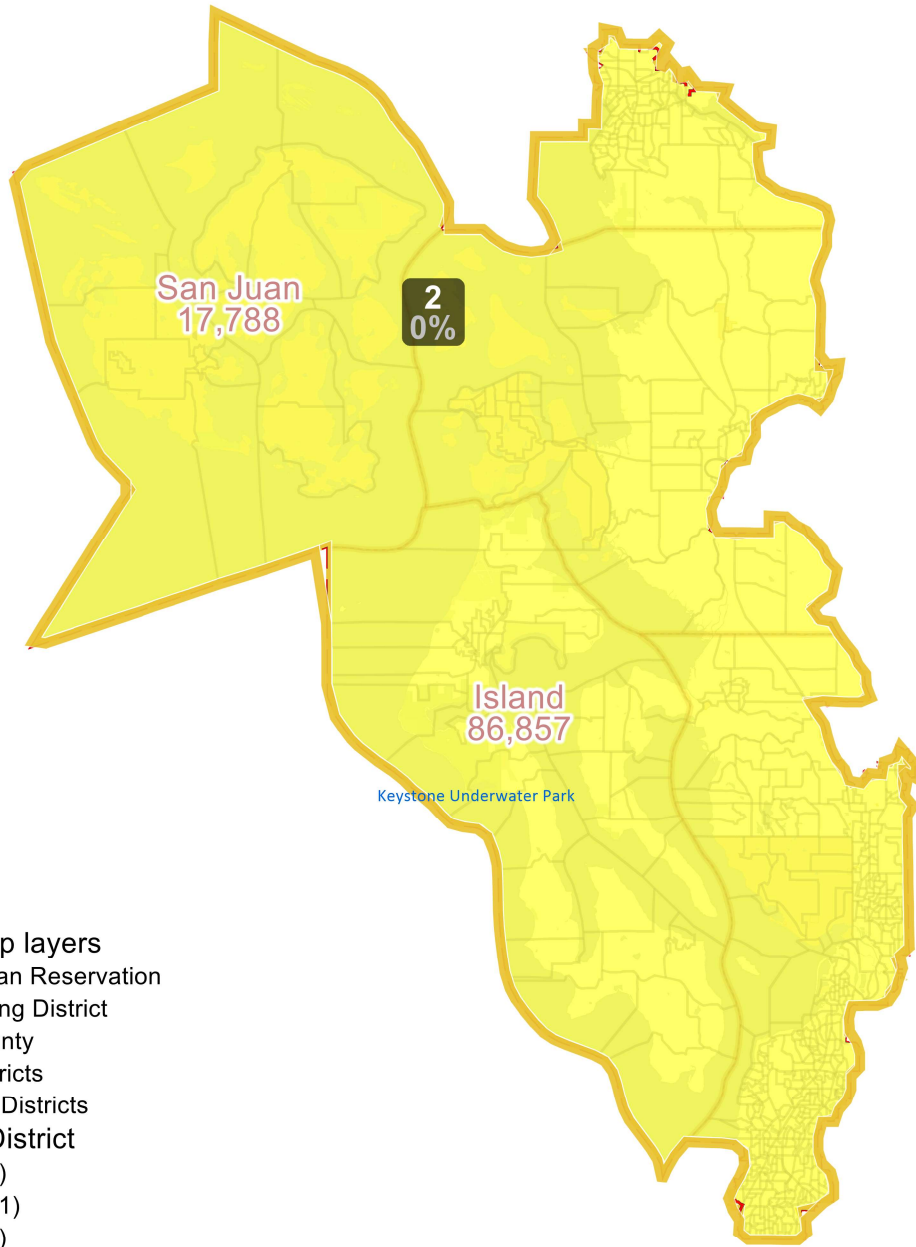
- 1 (1)
- 10 (1)
- 2 (1)
- 3 (1)
- 4 (1)
- 5 (1)
- 6 (1)
- 7 (1)
- 8 (1)
- 9 (1)

0 10 20  
Miles

©2021 CALIPER; ©2020 HERE

| Field               | Value  |
|---------------------|--------|
| District            | 1      |
| Population          | 770529 |
| Deviation           | 1      |
| % Deviation         | 0%     |
| ernate Schwartzberg | 2.55   |
| Polsby Popper       | 0.15   |
| Perimeter           | 632.79 |
| Reock               | 0.31   |
| NH_Wht              | 510485 |
| % NH_Wht            | 66.25% |
| AP_BlK              | 21507  |
| % AP_BlK            | 2.79%  |
| AP_Ind              | 24992  |
| % AP_Ind            | 3.24%  |
| AP_Asn              | 133284 |
| % AP_Asn            | 17.3%  |
| AP_Hwn              | 5647   |
| % AP_Hwn            | 0.73%  |
| AP_Oth              | 68754  |
| % AP_Oth            | 8.92%  |
| Hispanic Origin     | 74887  |
| % Hispanic Origin   | 9.72%  |
| 18+_Pop             | 588742 |
| NH18+_Wht           | 410309 |
| % NH18+_Wht         | 69.69% |
| 18+_AP_BlK          | 13576  |
| % 18+_AP_BlK        | 2.31%  |
| 18+_AP_Ind          | 17620  |
| % 18+_AP_Ind        | 2.99%  |
| 18+_AP_Asn          | 92666  |
| % 18+_AP_Asn        | 15.74% |
| 18+_AP_Hwn          | 3634   |
| % 18+_AP_Hwn        | 0.62%  |
| 18+_AP_Oth          | 46993  |
| % 18+_AP_Oth        | 7.98%  |

# District: 2



| Field               | Value  |
|---------------------|--------|
| District            | 2      |
| Population          | 770528 |
| Deviation           | 0      |
| % Deviation         | 0%     |
| ernate Schwartzberg | 2.05   |
| Polsby Popper       | 0.24   |
| Perimeter           | 330    |
| Reock               | 0.4    |
| NH_Wht              | 506548 |
| % NH_Wht            | 65.74% |
| AP_Blkc             | 40511  |
| % AP_Blkc           | 5.26%  |
| AP_Ind              | 31505  |
| % AP_Ind            | 4.09%  |
| AP_Asn              | 95052  |
| % AP_Asn            | 12.34% |
| AP_Hwn              | 9859   |
| % AP_Hwn            | 1.28%  |
| AP_Oth              | 80424  |
| % AP_Oth            | 10.44% |
| Hispanic Origin     | 93863  |
| % Hispanic Origin   | 12.18% |
| 18+_Pop             | 614753 |
| NH18+_Wht           | 426201 |
| % NH18+_Wht         | 69.33% |
| 18+_AP_Blkc         | 26872  |
| % 18+_AP_Blkc       | 4.37%  |
| 18+_AP_Ind          | 22708  |
| % 18+_AP_Ind        | 3.69%  |
| 18+_AP_Asn          | 72093  |
| % 18+_AP_Asn        | 11.73% |
| 18+_AP_Hwn          | 6631   |
| % 18+_AP_Hwn        | 1.08%  |
| 18+_AP_Oth          | 55576  |
| % 18+_AP_Oth        | 9.04%  |
| H18+_Pop            | 61778  |
| % H18+_Pop          | 10.05% |

©2021 CALIPER; ©2020 HERE

# District: 3

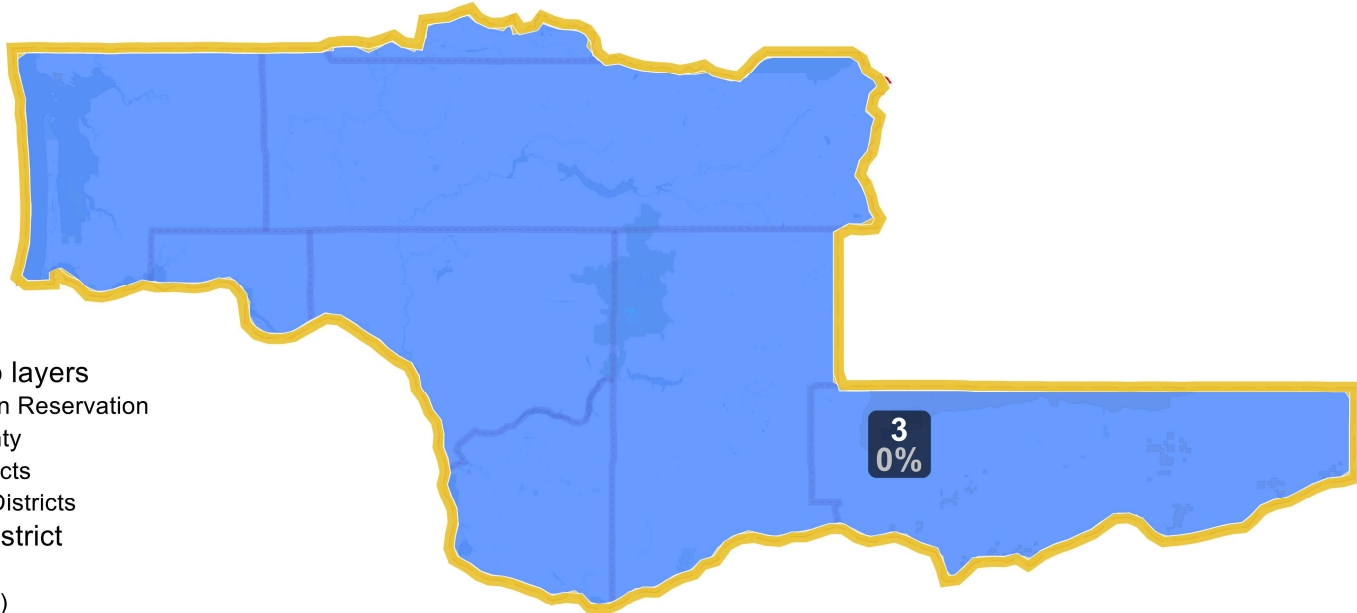
**Map layers**

- Indian Reservation
- County
- Districts
- Old Districts

**District**

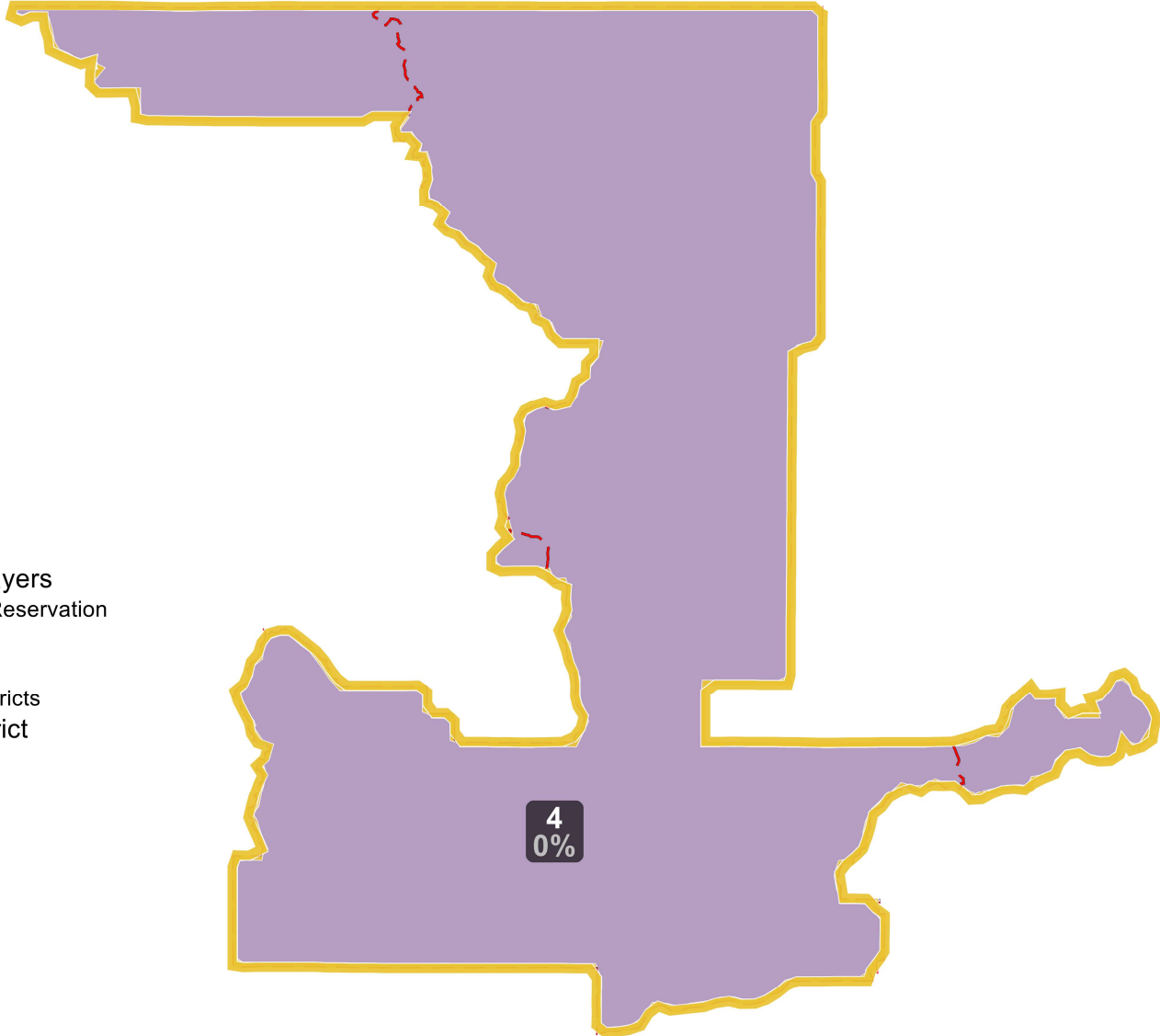
- 1 (1)
- 10 (1)
- 2 (1)
- 3 (1)
- 4 (1)
- 5 (1)
- 6 (1)
- 7 (1)
- 8 (1)
- 9 (1)

0      15      30  
Miles



| Field               | Value  |
|---------------------|--------|
| District            | 3      |
| Population          | 770528 |
| Deviation           | 0      |
| % Deviation         | 0%     |
| ernate Schwartzberg | 1.82   |
| Polsby Popper       | 0.3    |
| Perimeter           | 630.02 |
| Reock               | 0.26   |
| NH_Wht              | 579462 |
| % NH_Wht            | 75.2%  |
| AP_BlK              | 23738  |
| % AP_BlK            | 3.08%  |
| AP_Ind              | 31871  |
| % AP_Ind            | 4.14%  |
| AP_Asn              | 42175  |
| % AP_Asn            | 5.47%  |
| AP_Hwn              | 10823  |
| % AP_Hwn            | 1.4%   |
| AP_Oth              | 72287  |
| % AP_Oth            | 9.38%  |
| Hispanic Origin     | 85820  |
| % Hispanic Origin   | 11.14% |
| 18+_Pop             | 595465 |
| NH18+_Wht           | 466332 |
| % NH18+_Wht         | 78.31% |
| 18+_AP_BlK          | 14851  |
| % 18+_AP_BlK        | 2.49%  |
| 18+_AP_Ind          | 23165  |
| % 18+_AP_Ind        | 3.89%  |
| 18+_AP_Asn          | 30056  |
| % 18+_AP_Asn        | 5.05%  |
| 18+_AP_Hwn          | 6854   |
| % 18+_AP_Hwn        | 1.15%  |
| 18+_AP_Oth          | 48296  |
| % 18+_AP_Oth        | 8.11%  |

# District: 4



**Map layers**

- Indian Reservation
- County
- Districts
- Old Districts

**District**

- 1 (1)
- 10 (1)
- 2 (1)
- 3 (1)
- 4 (1)
- 5 (1)
- 6 (1)
- 7 (1)
- 8 (1)
- 9 (1)

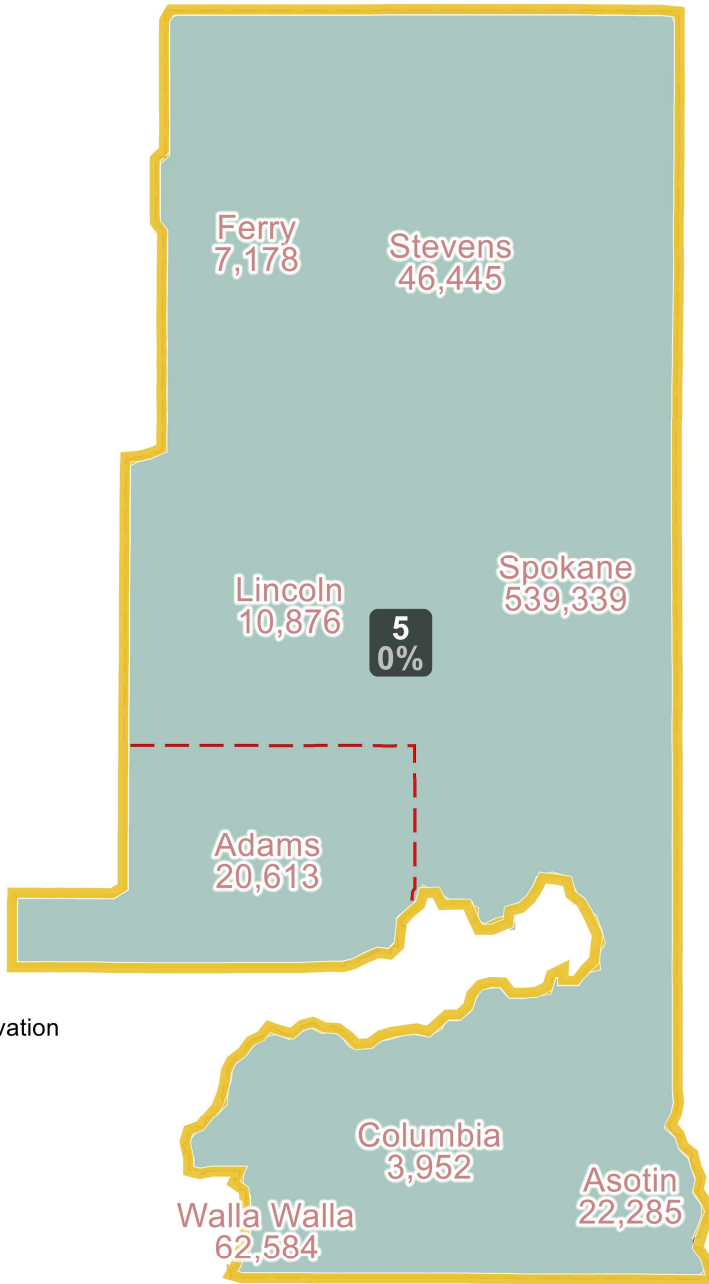
0      20      40  
Miles

©2021 CALIPER; ©2020 HERE

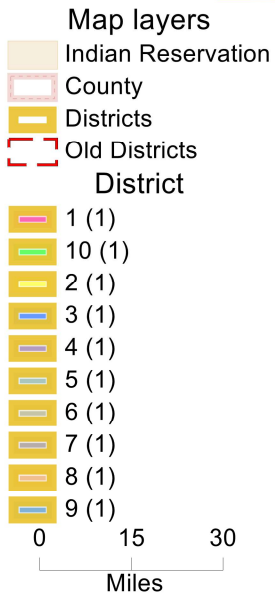
| Field               | Value   |
|---------------------|---------|
| District            | 4       |
| Population          | 770528  |
| Deviation           | 0       |
| % Deviation         | 0%      |
| ernate Schwartzberg | 2.68    |
| Polsby Popper       | 0.14    |
| Perimeter           | 1,341.5 |
| Reock               | 0.3     |
| NH_Wht              | 397576  |
| % NH_Wht            | 51.6%   |
| AP_BlK              | 14731   |
| % AP_BlK            | 1.91%   |
| AP_Ind              | 43548   |
| % AP_Ind            | 5.65%   |
| AP_Asn              | 21434   |
| % AP_Asn            | 2.78%   |
| AP_Hwn              | 3499    |
| % AP_Hwn            | 0.45%   |
| AP_Oth              | 247666  |
| % AP_Oth            | 32.14%  |
| Hispanic Origin     | 301701  |
| % Hispanic Origin   | 39.16%  |
| 18+_Pop             | 558774  |
| NH18+_Wht           | 319417  |
| % NH18+_Wht         | 57.16%  |
| 18+_AP_BlK          | 8934    |
| % 18+_AP_BlK        | 1.6%    |
| 18+_AP_Ind          | 29758   |
| % 18+_AP_Ind        | 5.33%   |
| 18+_AP_Asn          | 14723   |
| % 18+_AP_Asn        | 2.63%   |
| 18+_AP_Hwn          | 2263    |
| % 18+_AP_Hwn        | 0.4%    |
| 18+_AP_Oth          | 159939  |
| % 18+_AP_Oth        | 28.62%  |



# District: 5

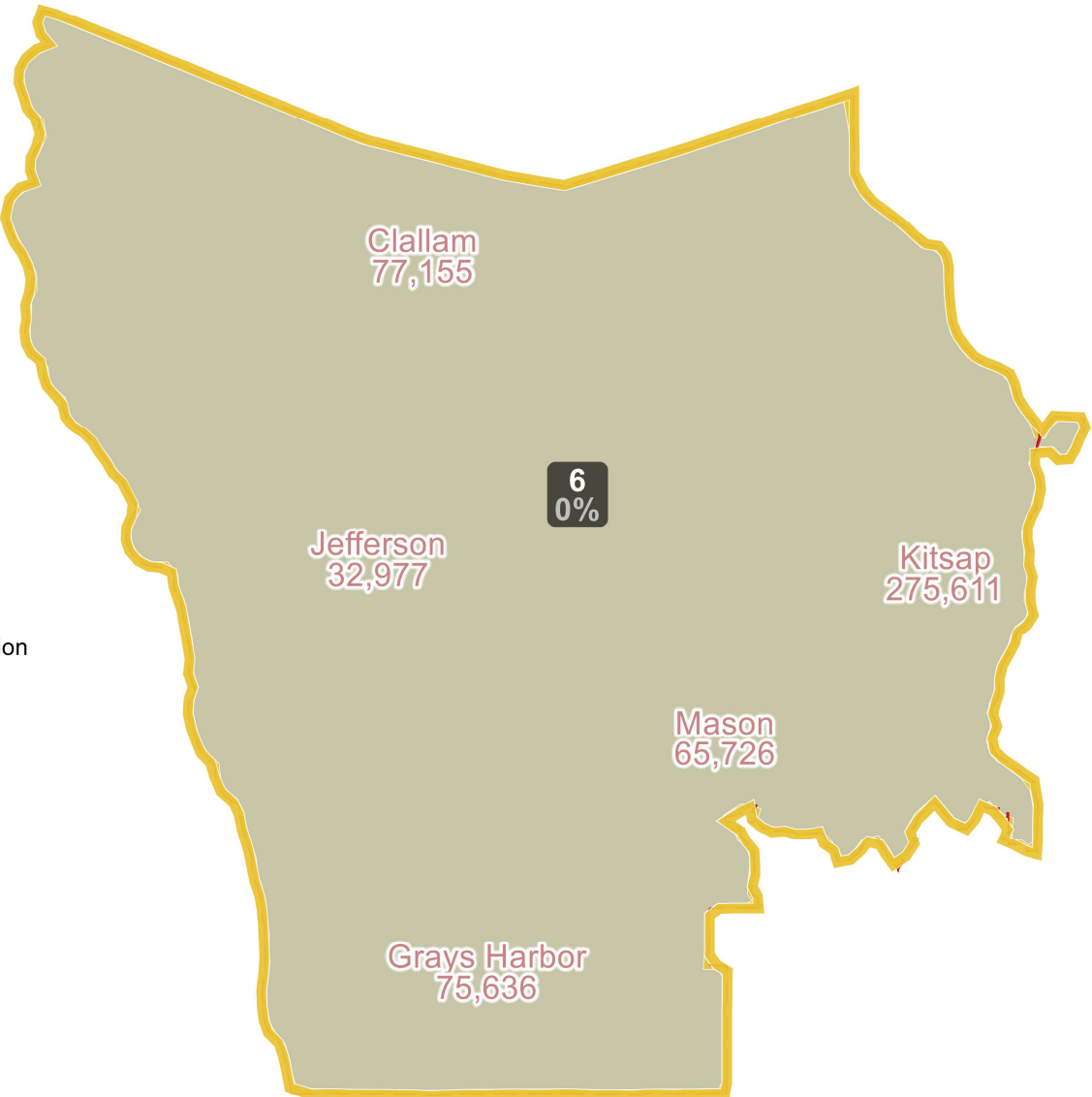


| Field               | Value  |
|---------------------|--------|
| District            | 5      |
| Population          | 770528 |
| Deviation           | 0      |
| % Deviation         | 0%     |
| ernate Schwartzberg | 1.85   |
| Polsby Popper       | 0.29   |
| Perimeter           | 855.91 |
| Reock               | 0.42   |
| NH_Wht              | 601963 |
| % NH_Wht            | 78.12% |
| AP_BlK              | 24908  |
| % AP_BlK            | 3.23%  |
| AP_Ind              | 36900  |
| % AP_Ind            | 4.79%  |
| AP_Asn              | 30898  |
| % AP_Asn            | 4.01%  |
| AP_Hwn              | 8331   |
| % AP_Hwn            | 1.08%  |
| AP_Oth              | 57876  |
| % AP_Oth            | 7.51%  |
| Hispanic Origin     | 69493  |
| % Hispanic Origin   | 9.02%  |
| 18+_Pop             | 605092 |
| NH18+_Wht           | 488377 |
| % NH18+_Wht         | 80.71% |
| 18+_AP_BlK          | 15678  |
| % 18+_AP_BlK        | 2.59%  |
| 18+_AP_Ind          | 26286  |
| % 18+_AP_Ind        | 4.34%  |
| 18+_AP_Asn          | 22568  |
| % 18+_AP_Asn        | 3.73%  |
| 18+_AP_Hwn          | 5222   |
| % 18+_AP_Hwn        | 0.86%  |
| 18+_AP_Oth          | 40540  |
| % 18+_AP_Oth        | 6.7%   |
| H18+_Pop            | 45720  |
| % H18+_Pop          | 7.56%  |



©2021 CALIPER; ©2020 HERE

# District: 6



**Map layers**

- Indian Reservation
- County
- Districts
- Old Districts

**District**

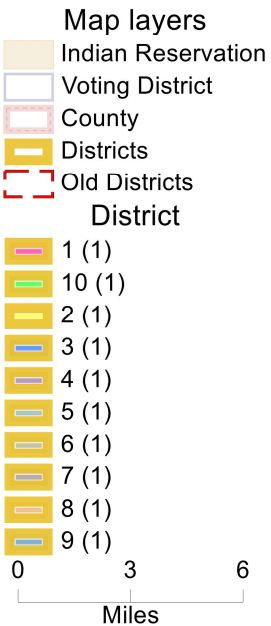
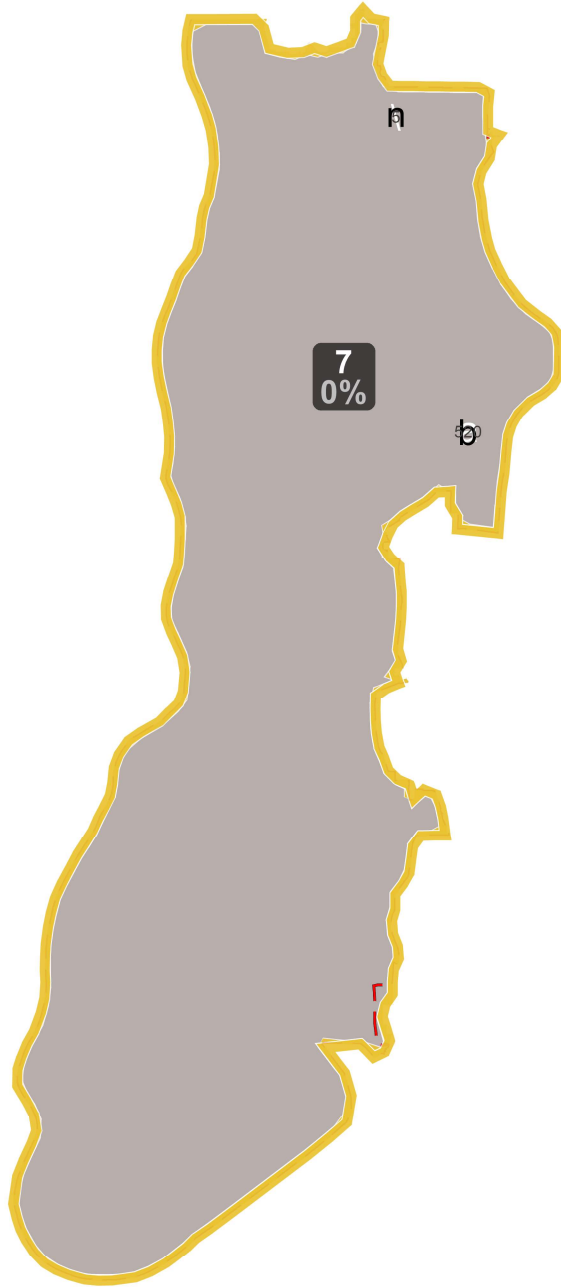
- 1 (1)
- 10 (1)
- 2 (1)
- 3 (1)
- 4 (1)
- 5 (1)
- 6 (1)
- 7 (1)
- 8 (1)
- 9 (1)

0 10 20  
Miles

©2021 CALIPER; ©2020 HERE

| Field               | Value  |
|---------------------|--------|
| District            | 6      |
| Population          | 770528 |
| Deviation           | 0      |
| % Deviation         | 0%     |
| ernate Schwartzberg | 1.49   |
| Polsby Popper       | 0.45   |
| Perimeter           | 498.79 |
| Reock               | 0.55   |
| NH_Wht              | 559667 |
| % NH_Wht            | 72.63% |
| AP_BlK              | 44488  |
| % AP_BlK            | 5.77%  |
| AP_Ind              | 41396  |
| % AP_Ind            | 5.37%  |
| AP_Asn              | 55649  |
| % AP_Asn            | 7.22%  |
| AP_Hwn              | 12931  |
| % AP_Hwn            | 1.68%  |
| AP_Oth              | 53262  |
| % AP_Oth            | 6.91%  |
| Hispanic Origin     | 66097  |
| % Hispanic Origin   | 8.58%  |
| 18+_Pop             | 624813 |
| NH18+_Wht           | 473312 |
| % NH18+_Wht         | 75.75% |
| 18+_AP_BlK          | 30996  |
| % 18+_AP_BlK        | 4.96%  |
| 18+_AP_Ind          | 29660  |
| % 18+_AP_Ind        | 4.75%  |
| 18+_AP_Asn          | 40842  |
| % 18+_AP_Asn        | 6.54%  |
| 18+_AP_Hwn          | 8448   |
| % 18+_AP_Hwn        | 1.35%  |
| 18+_AP_Oth          | 38097  |
| % 18+_AP_Oth        | 6.1%   |

# District: 7



©2021 CALIPER; ©2020 HERE

| Field               | Value  |
|---------------------|--------|
| District            | 7      |
| Population          | 770528 |
| Deviation           | 0      |
| % Deviation         | 0%     |
| ernate Schwartzberg | 1.79   |
| Polsby Popper       | 0.31   |
| Perimeter           | 101.6  |
| Reock               | 0.27   |
| NH_Wht              | 484518 |
| % NH_Wht            | 62.88% |
| AP_Blk              | 51601  |
| % AP_Blk            | 6.7%   |
| AP_Ind              | 20032  |
| % AP_Ind            | 2.6%   |
| AP_Asn              | 141636 |
| % AP_Asn            | 18.38% |
| AP_Hwn              | 7024   |
| % AP_Hwn            | 0.91%  |
| AP_Oth              | 63744  |
| % AP_Oth            | 8.27%  |
| Hispanic Origin     | 71852  |
| % Hispanic Origin   | 9.33%  |
| 18+_Pop             | 653089 |
| NH18+_Wht           | 423322 |
| % NH18+_Wht         | 64.82% |
| 18+_AP_Blk          | 38062  |
| % 18+_AP_Blk        | 5.83%  |
| 18+_AP_Ind          | 15864  |
| % 18+_AP_Ind        | 2.43%  |
| 18+_AP_Asn          | 118242 |
| % 18+_AP_Asn        | 18.11% |
| 18+_AP_Hwn          | 4980   |
| % 18+_AP_Hwn        | 0.76%  |
| 18+_AP_Oth          | 49163  |
| % 18+_AP_Oth        | 7.53%  |
| H18+_Pop            | 54666  |
| % H18+_Pop          | 8.37%  |

# District: 8

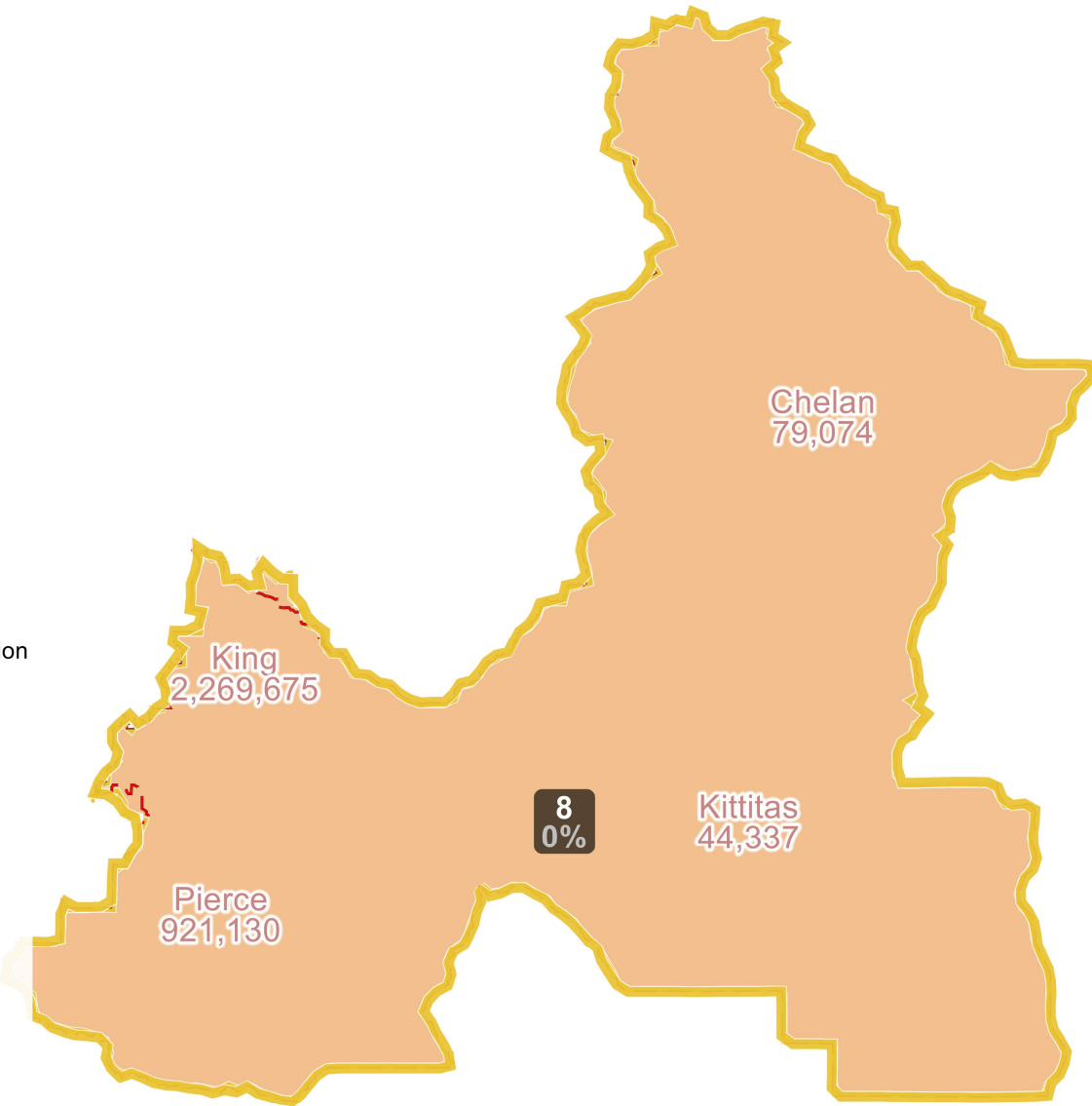
## Map layers

- Indian Reservation
- County
- Districts
- Old Districts

## District

- 1 (1)
- 10 (1)
- 2 (1)
- 3 (1)
- 4 (1)
- 5 (1)
- 6 (1)
- 7 (1)
- 8 (1)
- 9 (1)

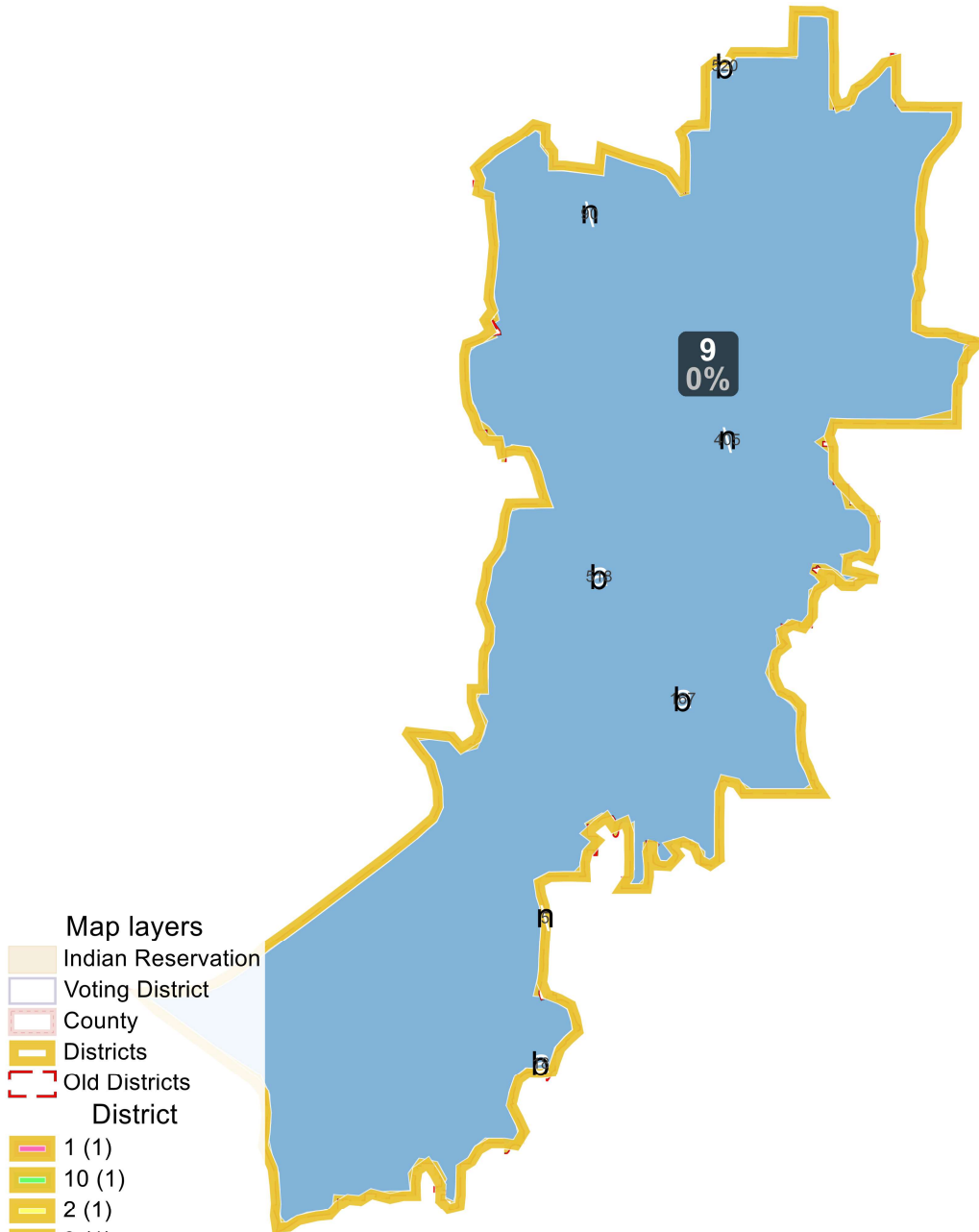
0 10 20  
Miles



©2021 CALIPER; ©2020 HERE

| Field               | Value  |
|---------------------|--------|
| District            | 8      |
| Population          | 770528 |
| Deviation           | 0      |
| % Deviation         | 0%     |
| ernate Schwartzberg | 2.38   |
| Polsby Popper       | 0.18   |
| Perimeter           | 726.99 |
| Reock               | 0.41   |
| NH_Wht              | 500283 |
| % NH_Wht            | 64.93% |
| AP_BlK              | 38522  |
| % AP_BlK            | 5%     |
| AP_Ind              | 27307  |
| % AP_Ind            | 3.54%  |
| AP_Asn              | 106832 |
| % AP_Asn            | 13.86% |
| AP_Hwn              | 12660  |
| % AP_Hwn            | 1.64%  |
| AP_Oth              | 79574  |
| % AP_Oth            | 10.33% |
| Hispanic Origin     | 92219  |
| % Hispanic Origin   | 11.97% |
| 18+_Pop             | 582256 |
| NH18+_Wht           | 399938 |
| % NH18+_Wht         | 68.69% |
| 18+_AP_BlK          | 24524  |
| % 18+_AP_BlK        | 4.21%  |
| 18+_AP_Ind          | 19289  |
| % 18+_AP_Ind        | 3.31%  |
| 18+_AP_Asn          | 73622  |
| % 18+_AP_Asn        | 12.64% |
| 18+_AP_Hwn          | 7975   |
| % 18+_AP_Hwn        | 1.37%  |
| 18+_AP_Oth          | 53100  |
| % 18+_AP_Oth        | 9.12%  |

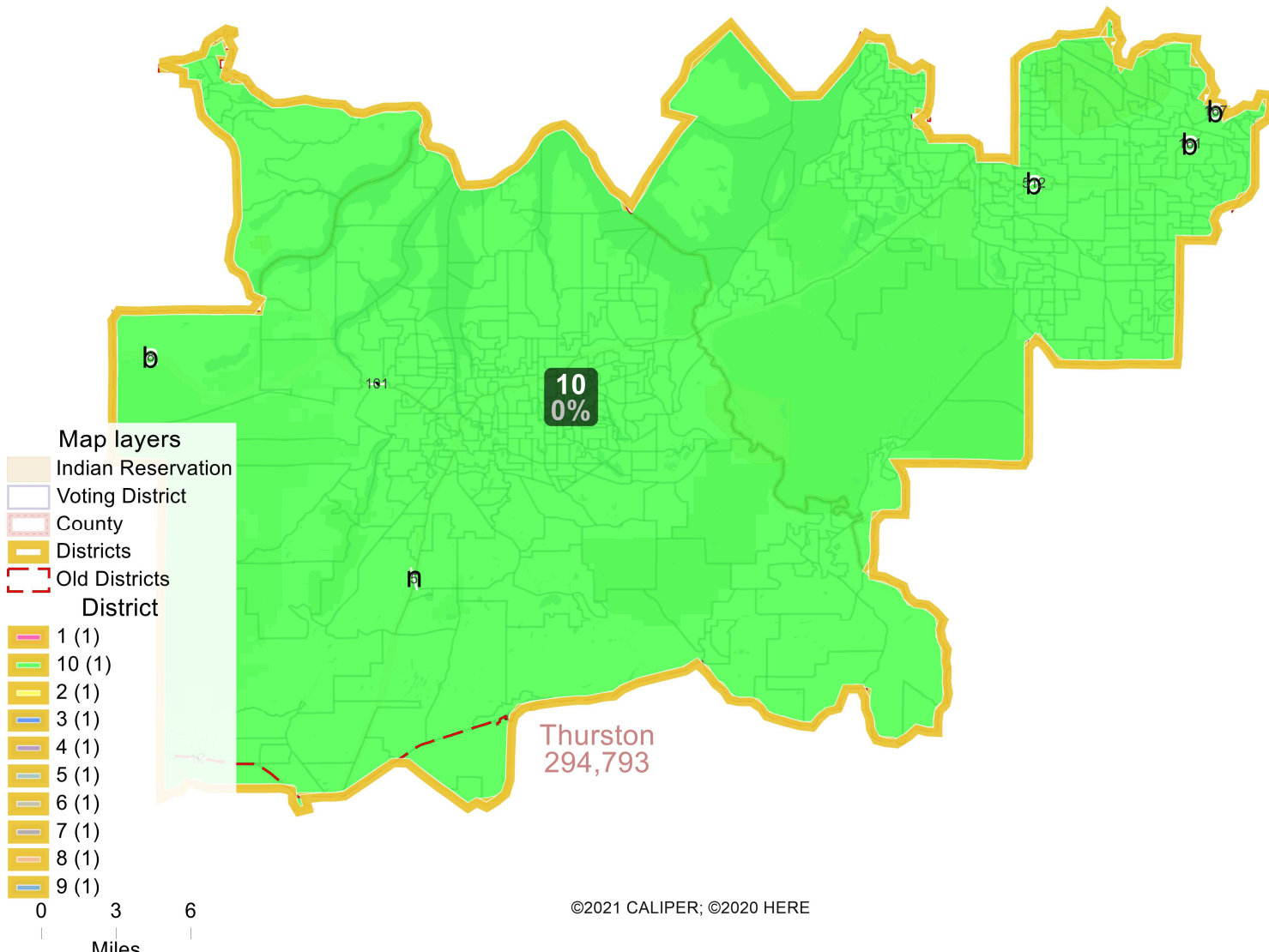
# District: 9



©2021 CALIPER; ©2020 HERE

| Field               | Value  |
|---------------------|--------|
| District            | 9      |
| Population          | 770528 |
| Deviation           | 0      |
| % Deviation         | 0%     |
| ernate Schwartzberg | 2.53   |
| Polsby Popper       | 0.16   |
| Perimeter           | 134.19 |
| Reock               | 0.27   |
| NH_Wht              | 310653 |
| % NH_Wht            | 40.32% |
| AP_Bl               | 108458 |
| % AP_Bl             | 14.08% |
| AP_Ind              | 20700  |
| % AP_Ind            | 2.69%  |
| AP_Asn              | 228227 |
| % AP_Asn            | 29.62% |
| AP_Hwn              | 17229  |
| % AP_Hwn            | 2.24%  |
| AP_Oth              | 89176  |
| % AP_Oth            | 11.57% |
| Hispanic Origin     | 102433 |
| % Hispanic Origin   | 13.29% |
| 18+_Pop             | 609822 |
| NH18+_Wht           | 267999 |
| % NH18+_Wht         | 43.95% |
| 18+_AP_Bl           | 76853  |
| % 18+_AP_Bl         | 12.6%  |
| 18+_AP_Ind          | 15627  |
| % 18+_AP_Ind        | 2.56%  |
| 18+_AP_Asn          | 176165 |
| % 18+_AP_Asn        | 28.89% |
| 18+_AP_Hwn          | 11521  |
| % 18+_AP_Hwn        | 1.89%  |
| 18+_AP_Oth          | 63074  |
| % 18+_AP_Oth        | 10.34% |
| H18+_Pop            | 70625  |
| % H18+_Pop          | 11.58% |

# District: 10



| Field               | Value  |
|---------------------|--------|
| District            | 10     |
| Population          | 770528 |
| Deviation           | 0      |
| % Deviation         | 0%     |
| ernate Schwartzberg | 2.09   |
| Polsby Popper       | 0.23   |
| Perimeter           | 224.66 |
| Reock               | 0.42   |
| NH_Wht              | 467665 |
| % NH_Wht            | 60.69% |
| AP_BlK              | 77776  |
| % AP_BlK            | 10.09% |
| AP_Ind              | 35382  |
| % AP_Ind            | 4.59%  |
| AP_Asn              | 84659  |
| % AP_Asn            | 10.99% |
| AP_Hwn              | 26186  |
| % AP_Hwn            | 3.4%   |
| AP_Oth              | 77533  |
| % AP_Oth            | 10.06% |
| Hispanic Origin     | 100848 |
| % Hispanic Origin   | 13.09% |
| 18+_Pop             | 591883 |
| NH18+_Wht           | 383297 |
| % NH18+_Wht         | 64.76% |
| 18+_AP_BlK          | 51144  |
| % 18+_AP_BlK        | 8.64%  |
| 18+_AP_Ind          | 24577  |
| % 18+_AP_Ind        | 4.15%  |
| 18+_AP_Asn          | 60911  |
| % 18+_AP_Asn        | 10.29% |
| 18+_AP_Hwn          | 16146  |
| % 18+_AP_Hwn        | 2.73%  |
| 18+_AP_Oth          | 52737  |
| % 18+_AP_Oth        | 8.91%  |