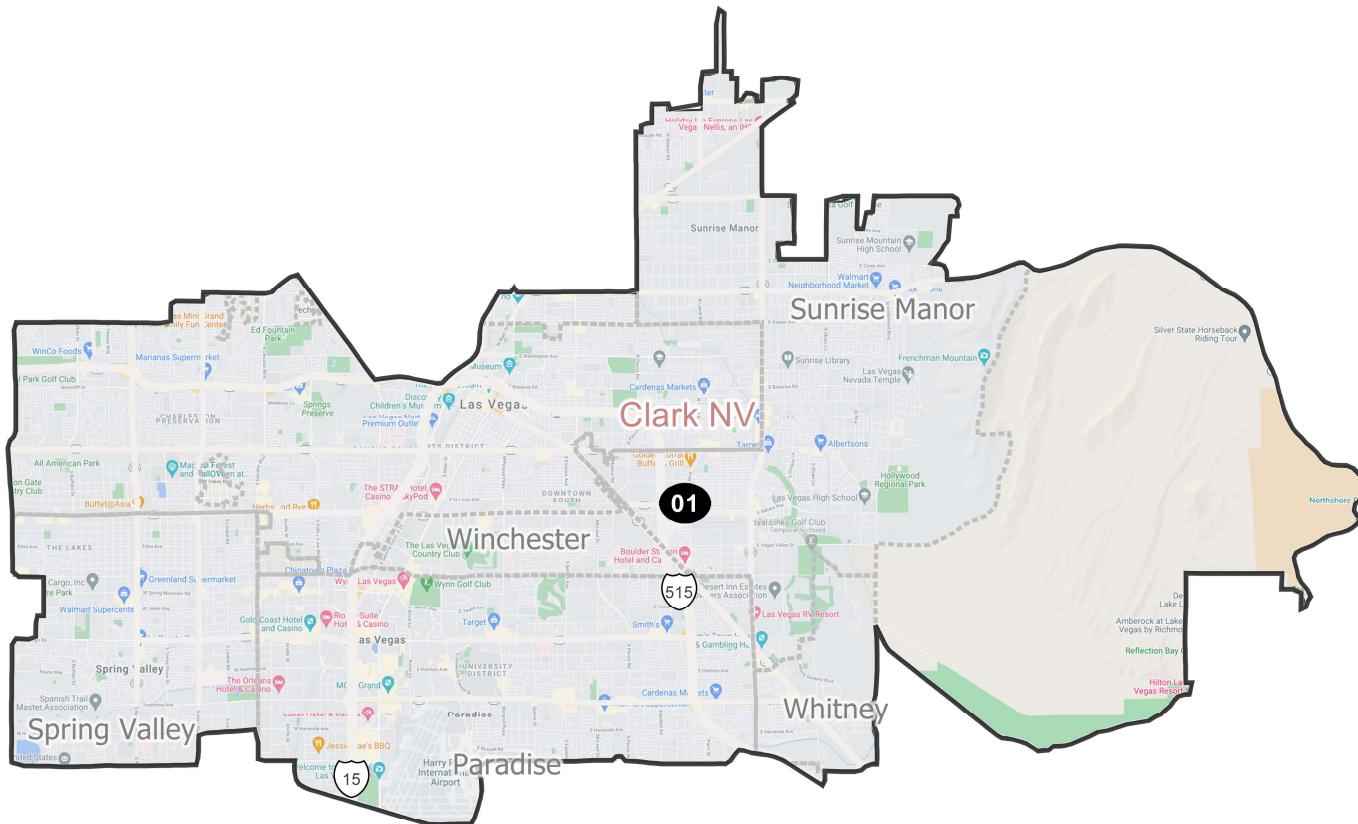
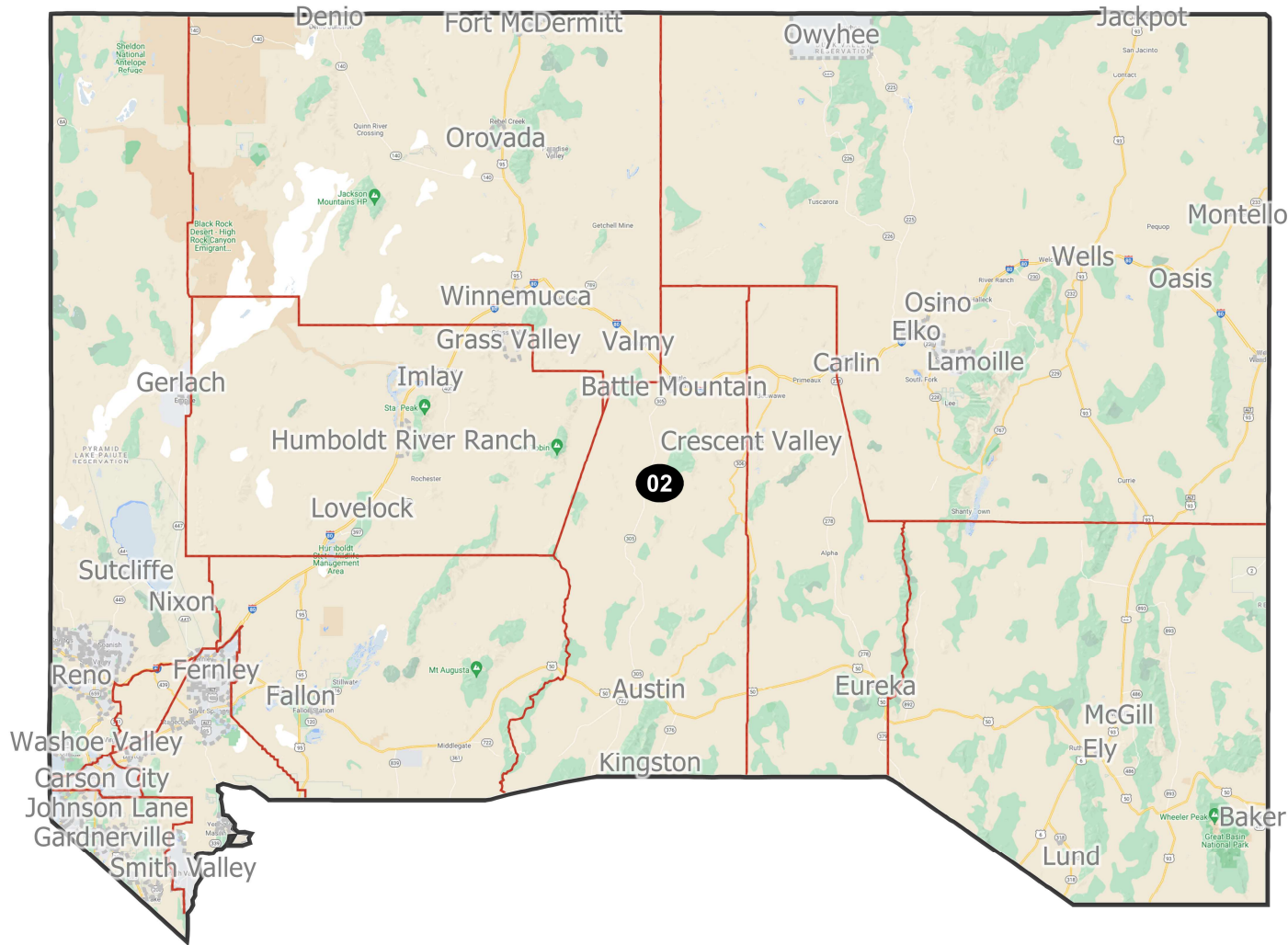


District: 1



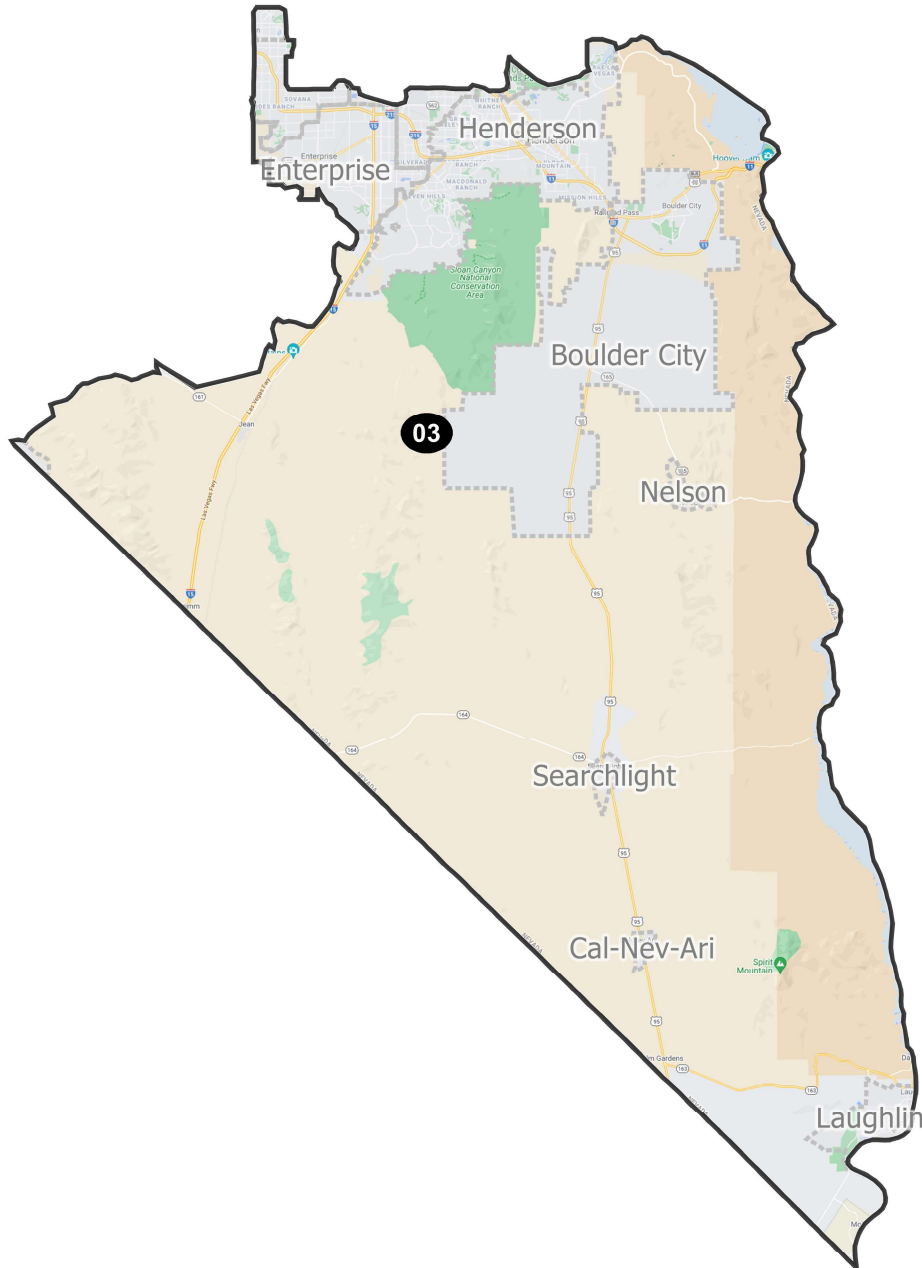
Field	Value
District	1
Population	776154
Deviation	0
% Deviation	0%
Alternate Schwartzberg	1.87
Polsby Popper	0.29
Perimeter	83.45
Reock	0.4
NH_Wht	204787
% NH_Wht	26.38%
AP_BlK	130397
% AP_BlK	16.8%
AP_Ind	25291
% AP_Ind	3.26%
AP_Asn	79356
% AP_Asn	10.22%
AP_Hwn	12107
% AP_Hwn	1.56%
AP_Oth	293725
% AP_Oth	37.84%
Hispanic Origin	357436
% Hispanic Origin	46.05%
18+_Pop	595224
NH18+_Wht	183324
% NH18+_Wht	30.8%
18+_AP_BlK	91834
% 18+_AP_BlK	15.43%
18+_AP_Ind	19192
% 18+_AP_Ind	3.22%
18+_AP_Asn	64899
% 18+_AP_Asn	10.9%
18+_AP_Hwn	8201
% 18+_AP_Hwn	1.38%
18+_AP_Oth	206756
% 18+_AP_Oth	34.74%
H18+_Pop	247098
% H18+_Pop	41.51%
Total CVAP 19	450293.65
NH CVAP 19	312296.25

District: 2



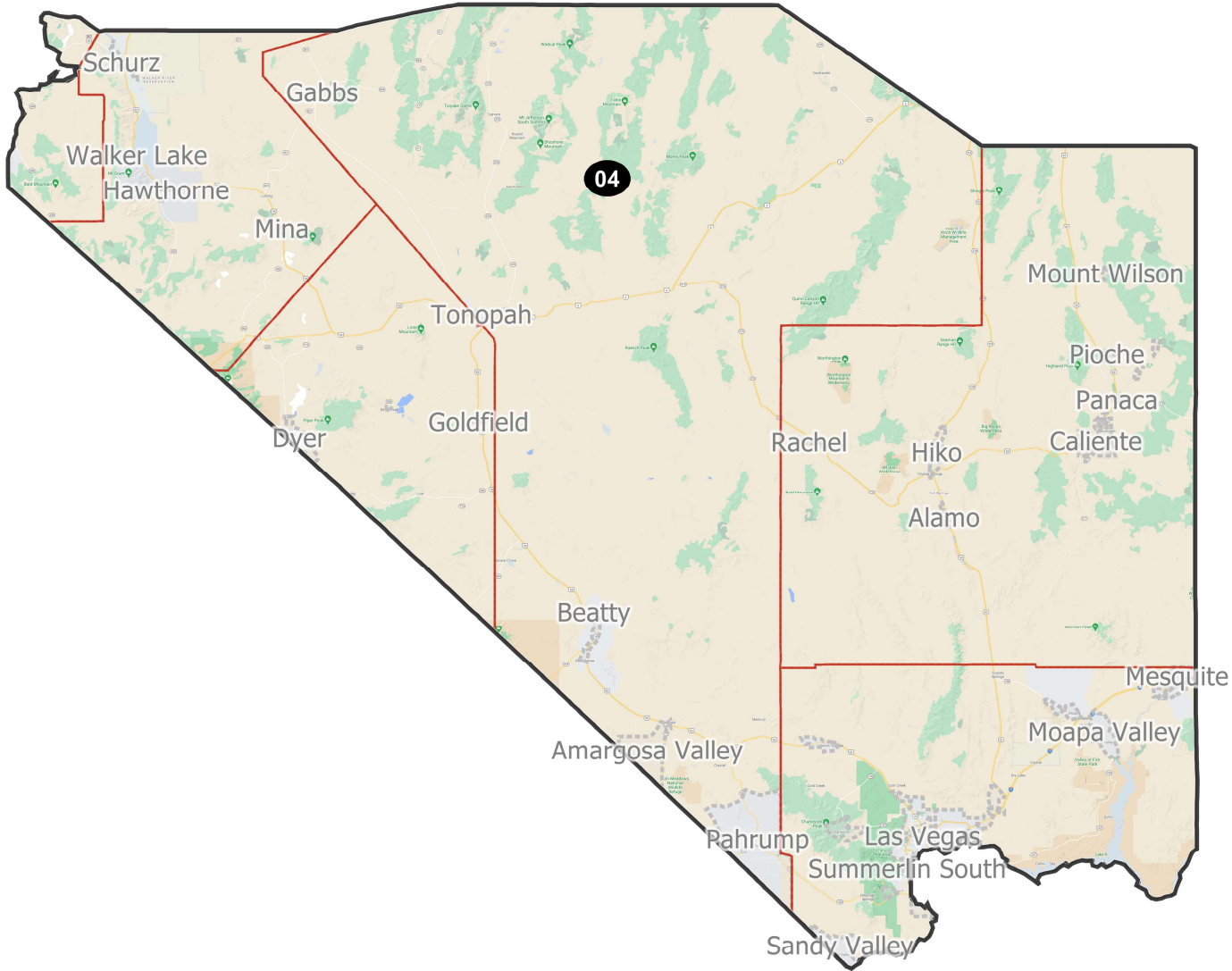
Field	Value
District	2
Population	776153
Deviation	-1
% Deviation	-0%
Alternate Schwartzberg	1.28
Polsby Popper	0.61
Perimeter	1,163.52
Reock	0.55
NH_Wht	487414
% NH_Wht	62.8%
AP_BlK	25181
% AP_BlK	3.24%
AP_Ind	37964
% AP_Ind	4.89%
AP_Asn	48354
% AP_Asn	6.23%
AP_Hwn	8339
% AP_Hwn	1.07%
AP_Oth	143274
% AP_Oth	18.46%
Hispanic Origin	179686
% Hispanic Origin	23.15%
18+_Pop	610016
NH18+_Wht	407246
% NH18+_Wht	66.76%
18+_AP_BlK	17163
% 18+_AP_BlK	2.81%
18+_AP_Ind	27479
% 18+_AP_Ind	4.5%
18+_AP_Asn	36398
% 18+_AP_Asn	5.97%
18+_AP_Hwn	5473
% 18+_AP_Hwn	0.9%
18+_AP_Oth	99478
% 18+_AP_Oth	16.31%
H18+_Pop	120678
% H18+_Pop	19.78%
Total CVAP 19	529960.08
NH CVAP 19	451775.92

District: 3



Field	Value
District	3
Population	776153
Deviation	-1
% Deviation	-0%
Alternate Schwartzberg	1.65
Polsby Popper	0.37
Perimeter	274.05
Reock	0.36
NH_Wht	381663
% NH_Wht	49.17%
AP_BlK	86536
% AP_BlK	11.15%
AP_Ind	19641
% AP_Ind	2.53%
AP_Asn	149786
% AP_Asn	19.3%
AP_Hwn	18922
% AP_Hwn	2.44%
AP_Oth	108326
% AP_Oth	13.96%
Hispanic Origin	147317
% Hispanic Origin	18.98%
18+_Pop	613794
NH18+_Wht	321136
% NH18+_Wht	52.32%
18+_AP_BlK	60232
% 18+_AP_BlK	9.81%
18+_AP_Ind	14639
% 18+_AP_Ind	2.39%
18+_AP_Asn	115276
% 18+_AP_Asn	18.78%
18+_AP_Hwn	12556
% 18+_AP_Hwn	2.05%
18+_AP_Oth	80186
% 18+_AP_Oth	13.06%
H18+_Pop	103523
% H18+_Pop	16.87%
Total CVAP 19	532305.15
NH CVAP 19	452769.35
% NH CVAP 19	85.06%
NH White CVAP 19	322420.15
% NH White CVAP 19	60.57%
NH Black CVAP 19	43614.20
% NH Black CVAP 19	8.19%
NH Asian CVAP 19	72254.22
% NH Asian CVAP 19	13.57%

District: 4



Field	Value
District	4
Population	776154
Deviation	0
% Deviation	0%
Alternate Schwartzberg	1.38
Polsby Popper	0.53
Perimeter	1,007.69
Reock	0.44
NH_Wht	352088
% NH_Wht	45.36%
AP_BlK	133084
% AP_BlK	17.15%
AP_Ind	22894
% AP_Ind	2.95%
AP_Asn	76097
% AP_Asn	9.8%
AP_Hwn	13164
% AP_Hwn	1.7%
AP_Oth	161911
% AP_Oth	20.86%
Hispanic Origin	205818
% Hispanic Origin	26.52%
18+_Pop	594292
NH18+_Wht	293945
% NH18+_Wht	49.46%
18+_AP_BlK	93601
% 18+_AP_BlK	15.75%
18+_AP_Ind	16769
% 18+_AP_Ind	2.82%
18+_AP_Asn	56753
% 18+_AP_Asn	9.55%
18+_AP_Hwn	8591
% 18+_AP_Hwn	1.45%
18+_AP_Oth	112243
% 18+_AP_Oth	18.89%
H18+_Pop	138097
% H18+_Pop	23.24%
Total CVAP 19	506366.68
NH CVAP 19	416694.10