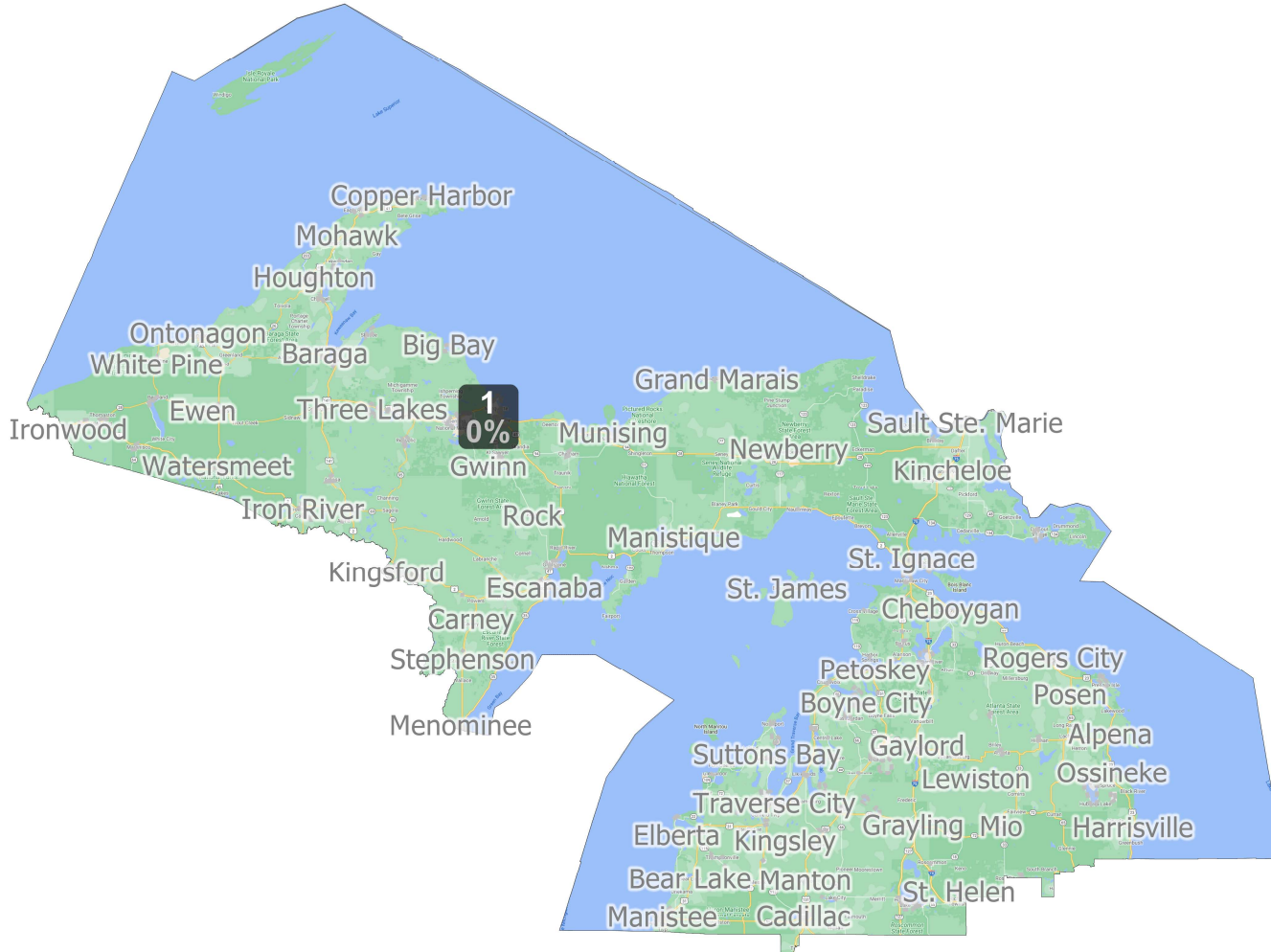
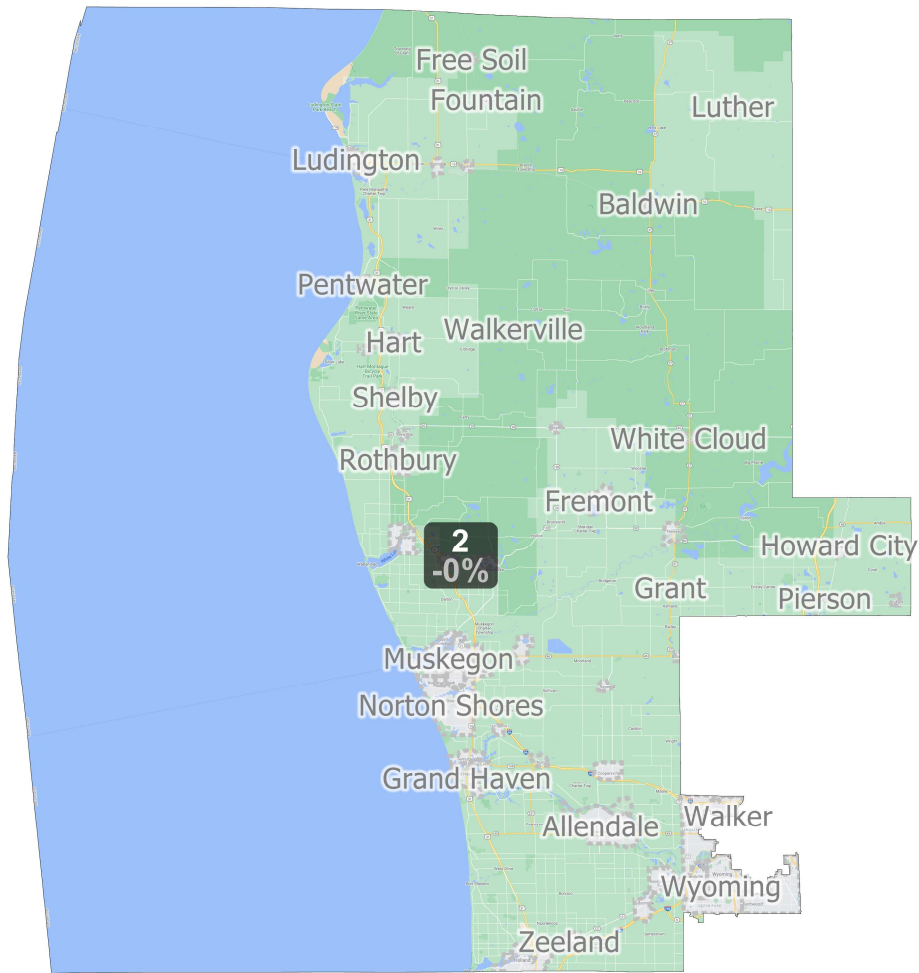


# District: 1



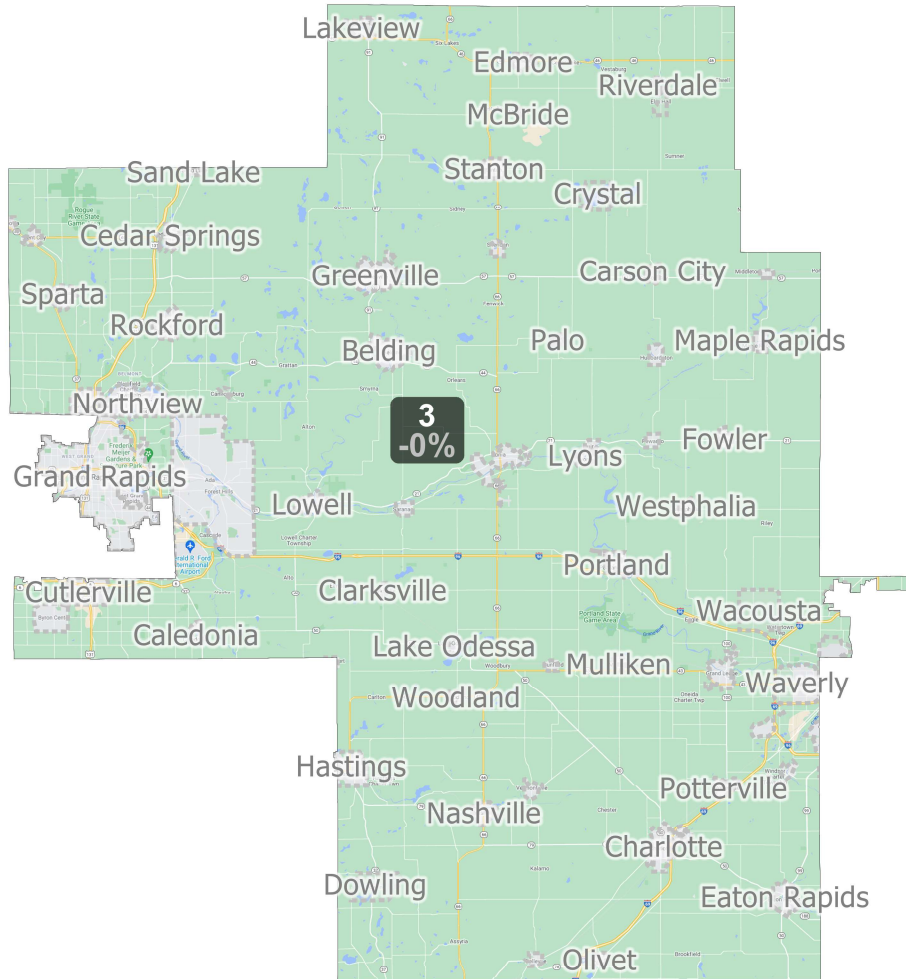
Field	Value
District	1
Population	775179
Deviation	0
% Deviation	0%
% D 20_Pres	40.3%
% R 20_Pres	59.7%
% NH CVAP 19	98.7%
% NH White CVAP 19	92.9%
% NH Black CVAP 19	1.7%
% NH Asian CVAP 19	0.5%
% H CVAP 19	1.3%
Reock	0.39
18+_Pop	631762
NH18+_Pop	621349
% NH18+_Pop	98.35%
H18+_Pop	10413
% H18+_Pop	1.65%
18+_AP_BlK	9075
% 18+_AP_BlK	1.44%
18+_AP_Ind	28558
% 18+_AP_Ind	4.52%
18+_AP_Asn	5395
% 18+_AP_Asn	0.85%
18+_AP_Hwn	672
% 18+_AP_Hwn	0.11%
Formula Field	0.0144
D 20_Pres	183986.32
R 20_Pres	272828.16
20_Pres	456814.49
% 20_Pres	58.93%
Total CVAP 19	618700.03
% Total CVAP 19	79.81%
NH CVAP 19	610401.89
NH White CVAP 19	574743.28
NH Black CVAP 19	10332.12

## District: 2



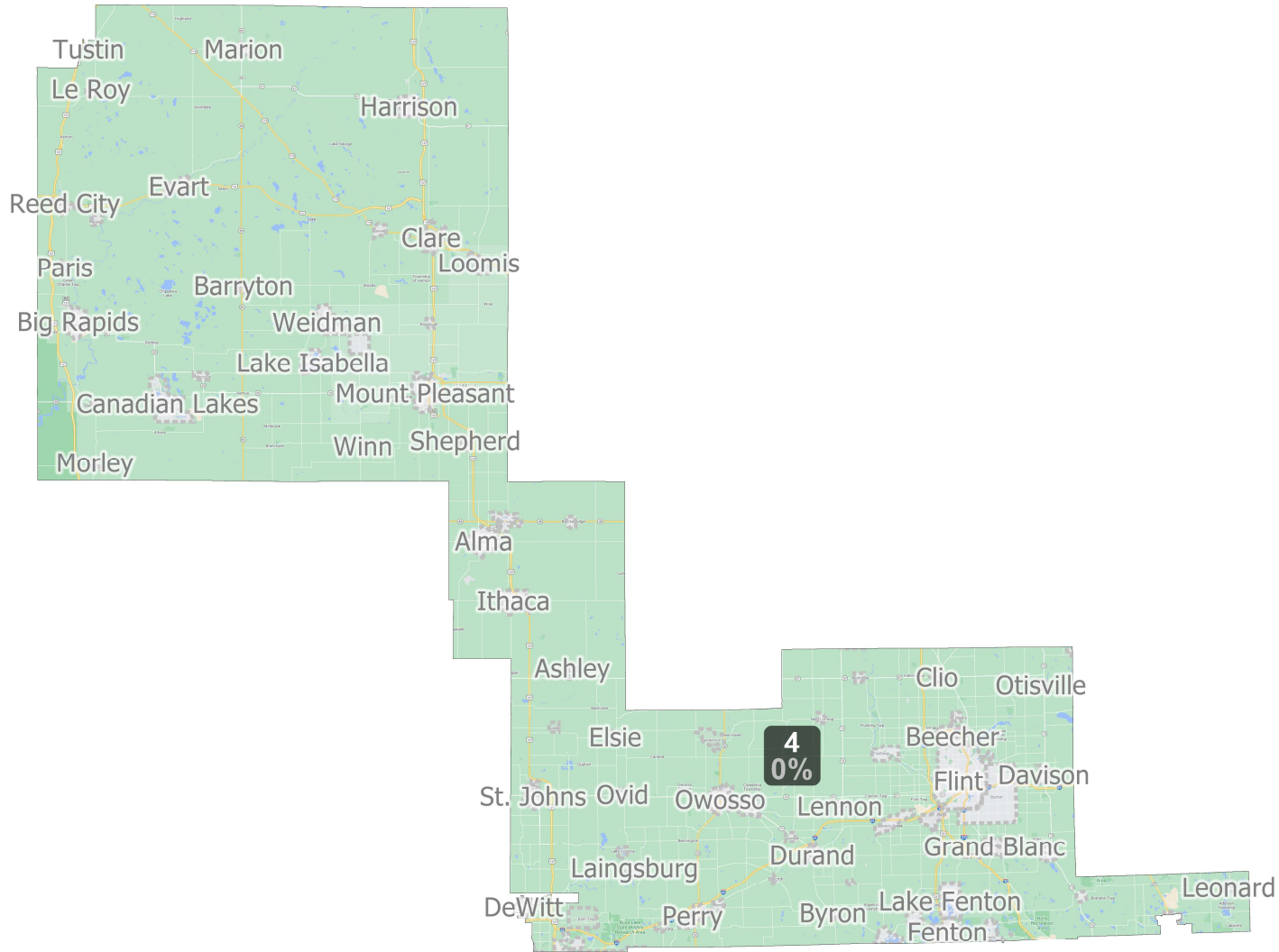
Field	Value
District	2
Population	775177
Deviation	-2
% Deviation	-0%
% D 20_Pres	43.6%
% R 20_Pres	56.4%
% NH CVAP 19	94.2%
% NH White CVAP 19	84.8%
% NH Black CVAP 19	6.4%
% NH Asian CVAP 19	1.8%
% H CVAP 19	5.8%
Reock	0.62
18+_Pop	597144
NH18+_Pop	547386
% NH18+_Pop	91.67%
H18+_Pop	49758
% H18+_Pop	8.33%
18+_AP_BlK	41027
% 18+_AP_BlK	6.87%
18+_AP_Ind	13540
% 18+_AP_Ind	2.27%
18+_AP_Asn	17255
% 18+_AP_Asn	2.89%
18+_AP_Hwn	632
% 18+_AP_Hwn	0.11%
Formula Field	0.0687
D 20_Pres	179892.20
R 20_Pres	233171.19
20_Pres	413063.39
% 20_Pres	53.29%
Total CVAP 19	556296.83
% Total CVAP 19	71.76%
NH CVAP 19	524170.73
NH White CVAP 19	471764.48
NH Black CVAP 19	35512.89
NH Asian CVAP 19	9965.34
H CVAP 19	32144.14

# District: 3



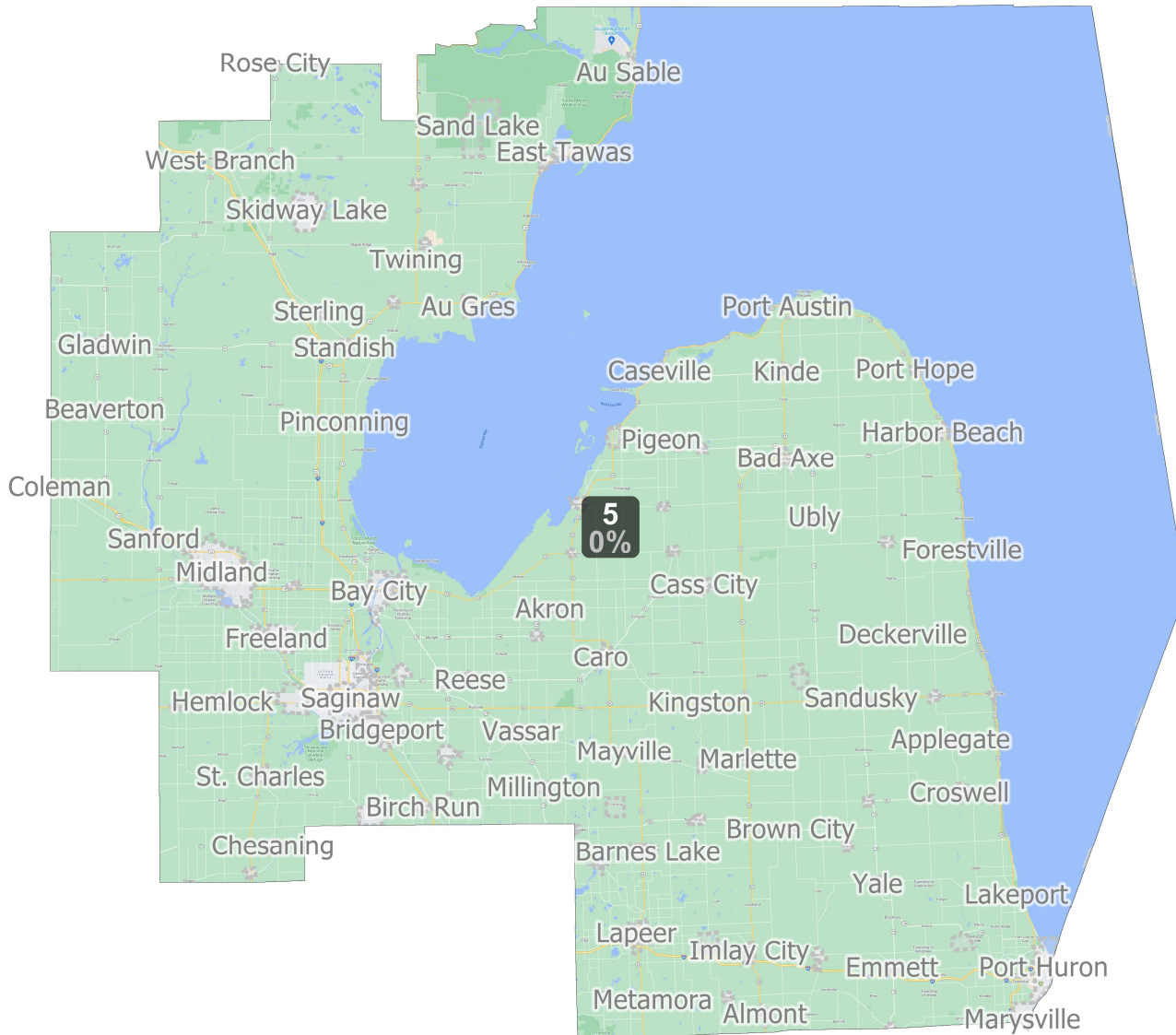
Field	Value
District	3
Population	775178
Deviation	-1
% Deviation	-0%
% D 20_Pres	48.6%
% R 20_Pres	51.4%
% NH CVAP 19	95.8%
% NH White CVAP 19	85.8%
% NH Black CVAP 19	7.4%
% NH Asian CVAP 19	1.5%
% H CVAP 19	4.2%
Reock	0.57
18+_Pop	597119
NH18+_Pop	558067
% NH18+_Pop	93.46%
H18+_Pop	39052
% H18+_Pop	6.54%
18+_AP_BlK	48963
% 18+_AP_BlK	8.2%
18+_AP_Ind	11796
% 18+_AP_Ind	1.98%
18+_AP_Asn	14497
% 18+_AP_Asn	2.43%
18+_AP_Hwn	639
% 18+_AP_Hwn	0.11%
Formula Field	0.0820
D 20_Pres	205547.81
R 20_Pres	217468.37
20_Pres	423016.18
% 20_Pres	54.57%
Total CVAP 19	562852.90
% Total CVAP 19	72.61%
NH CVAP 19	539089.57
NH White CVAP 19	482762.03
NH Black CVAP 19	41470.07
NH Asian CVAP 19	8615.15
H CVAP 19	23732.89

# District: 4



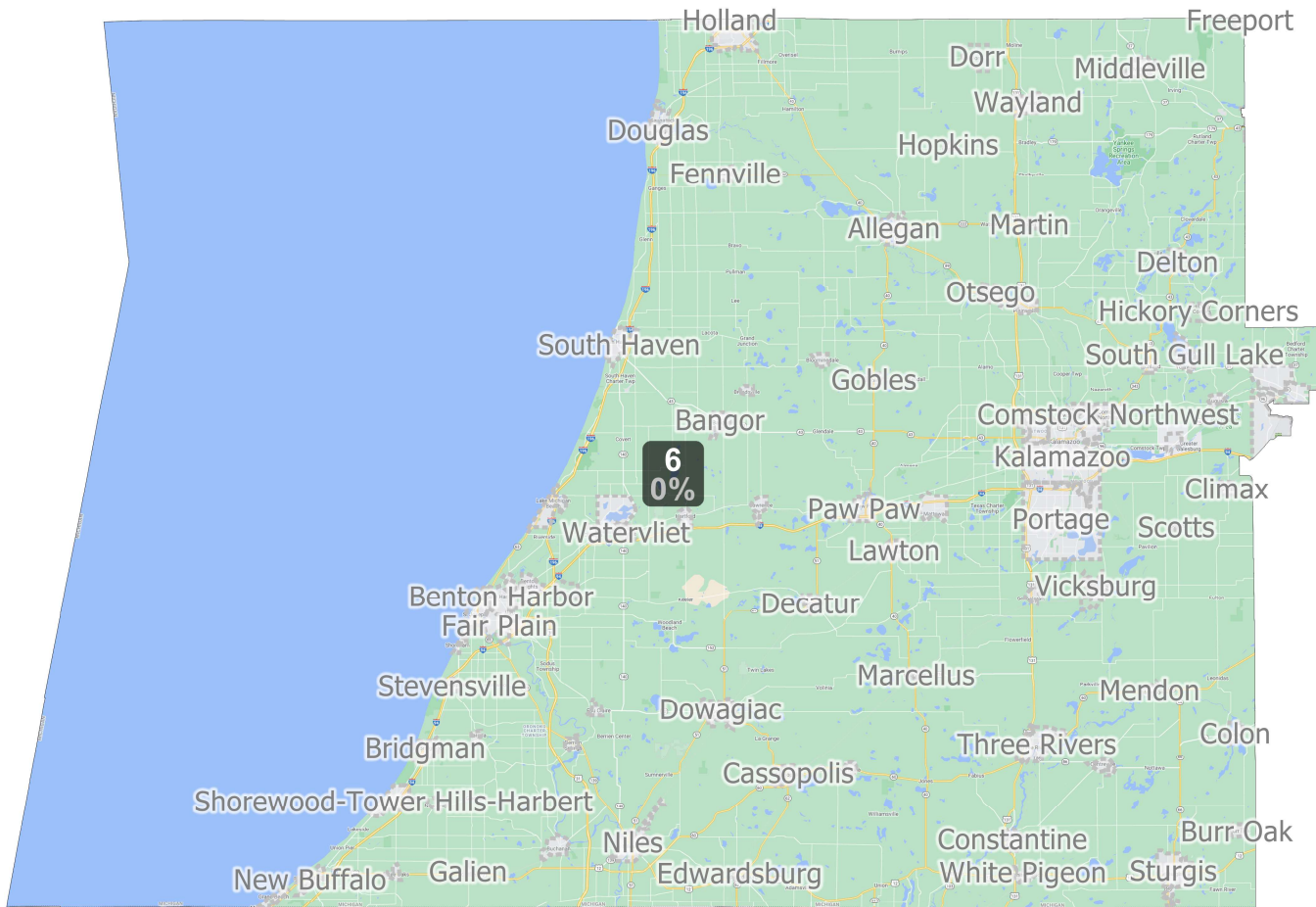
Field	Value
District	4
Population	775180
Deviation	1
% Deviation	0%
% D 20_Pres	47.8%
% R 20_Pres	52.2%
% NH CVAP 19	97.2%
% NH White CVAP 19	83.5%
% NH Black CVAP 19	11.2%
% NH Asian CVAP 19	0.8%
% H CVAP 19	2.8%
Reock	0.24
18+_Pop	607153
NH18+_Pop	587042
% NH18+_Pop	96.69%
H18+_Pop	20111
% H18+_Pop	3.31%
18+_AP_BlK	70778
% 18+_AP_BlK	11.66%
18+_AP_Ind	16495
% 18+_AP_Ind	2.72%
18+_AP_Asn	8929
% 18+_AP_Asn	1.47%
18+_AP_Hwn	512
% 18+_AP_Hwn	0.08%
Formula Field	0.1166
D 20_Pres	197147.02
R 20_Pres	215671.08
20_Pres	412818.10
% 20_Pres	53.25%
Total CVAP 19	608776.74
% Total CVAP 19	78.53%
NH CVAP 19	591843.10
NH White CVAP 19	508404.14
NH Black CVAP 19	68320.79

# District: 5



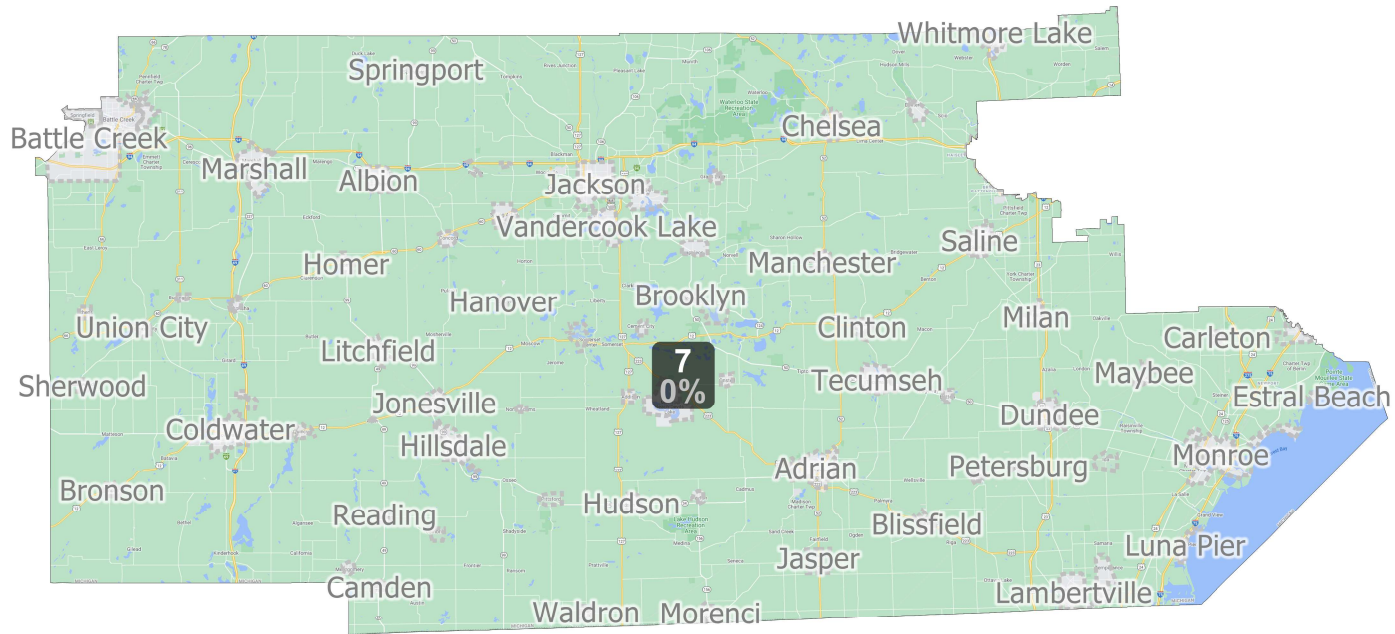
Field	Value
District	5
Population	775180
Deviation	1
% Deviation	0%
% D 20_Pres	39.3%
% R 20_Pres	60.7%
% NH CVAP 19	96.2%
% NH White CVAP 19	88.7%
% NH Black CVAP 19	5.7%
% NH Asian CVAP 19	0.7%
% H CVAP 19	3.8%
Reock	0.69
18+_Pop	613604
NH18+_Pop	587831
% NH18+_Pop	95.8%
H18+_Pop	25773
% H18+_Pop	4.2%
18+_AP_BlK	34931
% 18+_AP_BlK	5.69%
18+_AP_Ind	13176
% 18+_AP_Ind	2.15%
18+_AP_Asn	6667
% 18+_AP_Asn	1.09%
18+_AP_Hwn	423
% 18+_AP_Hwn	0.07%
Formula Field	0.0569
D 20_Pres	169629.36
R 20_Pres	261854.61
20_Pres	431483.96
% 20_Pres	55.66%
Total CVAP 19	605895.88
% Total CVAP 19	78.16%
NH CVAP 19	583047.12
NH White CVAP 19	537694.40
NH Black CVAP 19	34292.46

# District: 6



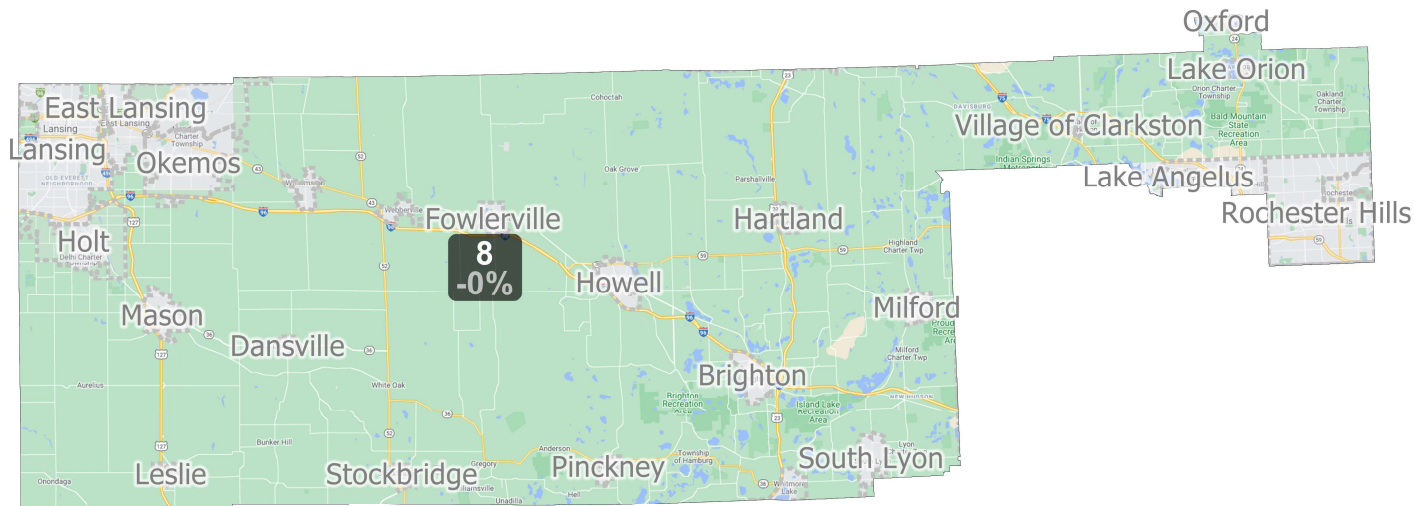
Field	Value
District	6
Population	775181
Deviation	2
% Deviation	0%
% D 20_Pres	46.9%
% R 20_Pres	53.1%
% NH CVAP 19	96.4%
% NH White CVAP 19	85.7%
% NH Black CVAP 19	8.0%
% NH Asian CVAP 19	1.3%
% H CVAP 19	3.6%
Reock	0.57
18+_Pop	600677
NH18+_Pop	568361
% NH18+_Pop	94.62%
H18+_Pop	32316
% H18+_Pop	5.38%
18+_AP_BlK	50642
% 18+_AP_BlK	8.43%
18+_AP_Ind	15001
% 18+_AP_Ind	2.5%
18+_AP_Asn	12547
% 18+_AP_Asn	2.09%
18+_AP_Hwn	609
% 18+_AP_Hwn	0.1%
Formula Field	0.0843
D 20_Pres	191003.12
R 20_Pres	215878.73
20_Pres	406881.85
% 20_Pres	52.49%
Total CVAP 19	577145.47
% Total CVAP 19	74.45%
NH CVAP 19	556468.25
NH White CVAP 19	494812.70
NH Black CVAP 19	46387.74

# District: 7



Field	Value
District	7
Population	775181
Deviation	2
% Deviation	0%
% D 20_Pres	43.7%
% R 20_Pres	56.3%
% NH CVAP 19	96.8%
% NH White CVAP 19	88.7%
% NH Black CVAP 19	5.5%
% NH Asian CVAP 19	1.4%
% H CVAP 19	3.2%
Reock	0.43
18+_Pop	606662
NH18+_Pop	582136
% NH18+_Pop	95.96%
H18+_Pop	24526
% H18+_Pop	4.04%
18+_AP_BlK	36610
% 18+_AP_BlK	6.03%
18+_AP_Ind	14465
% 18+_AP_Ind	2.38%
18+_AP_Asn	14031
% 18+_AP_Asn	2.31%
18+_AP_Hwn	479
% 18+_AP_Hwn	0.08%
Formula Field	0.0603
D 20_Pres	181265.29
R 20_Pres	233673.72
20_Pres	414939.01
% 20_Pres	53.53%
Total CVAP 19	583357.84
% Total CVAP 19	75.25%
NH CVAP 19	564534.48
NH White CVAP 19	517595.79
NH Black CVAP 19	32370.61

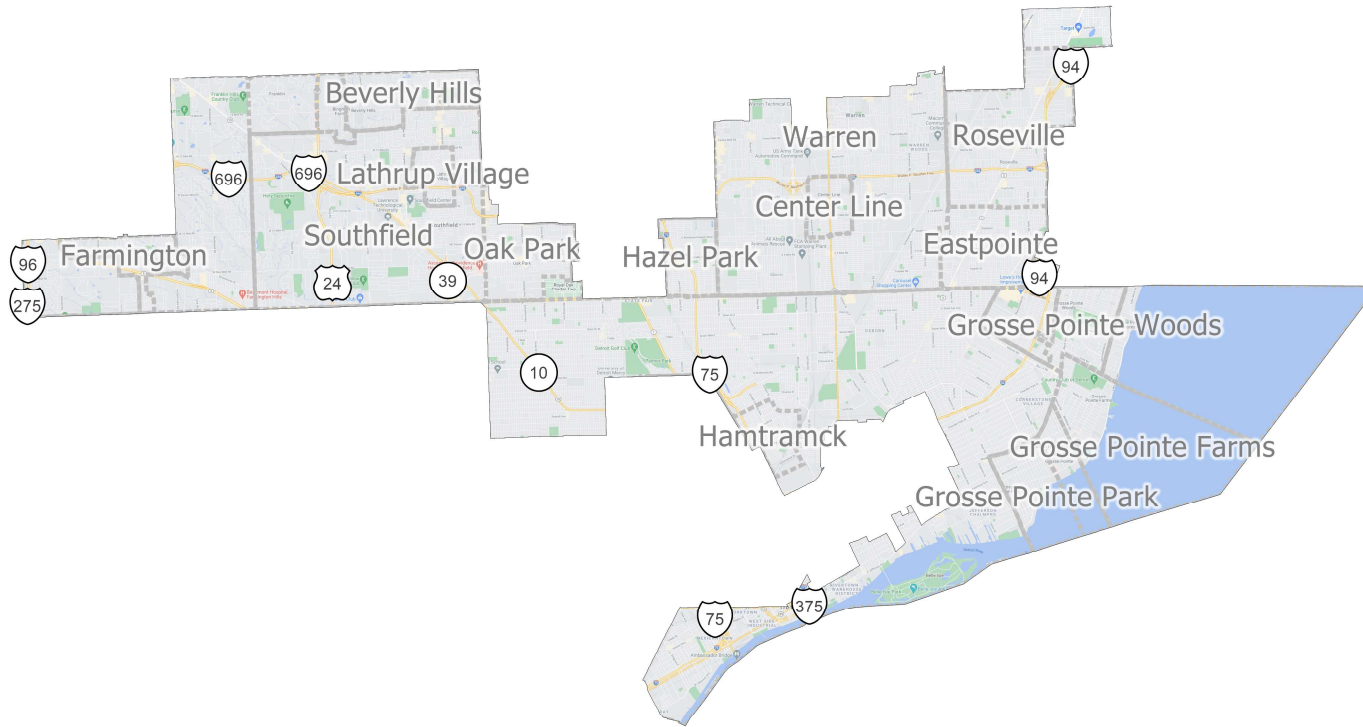
# District: 8



Field	Value
District	8
Population	775178
Deviation	-1
% Deviation	-0%
% D 20_Pres	49.9%
% R 20_Pres	50.1%
% NH CVAP 19	96.2%
% NH White CVAP 19	86.2%
% NH Black CVAP 19	5.7%
% NH Asian CVAP 19	3.1%
% H CVAP 19	3.8%
Reock	0.29
18+_Pop	610957
NH18+_Pop	581848
% NH18+_Pop	95.24%
H18+_Pop	29109
% H18+_Pop	4.76%
18+_AP_BlK	39600
% 18+_AP_BlK	6.48%
18+_AP_Ind	12341
% 18+_AP_Ind	2.02%
18+_AP_Asn	33831
% 18+_AP_Asn	5.54%
18+_AP_Hwn	636
% 18+_AP_Hwn	0.1%
Formula Field	0.0648
D 20_Pres	223932.63
R 20_Pres	224428.29
20_Pres	448360.91
% 20_Pres	57.84%
Total CVAP 19	576280.46
% Total CVAP 19	74.34%
NH CVAP 19	554186.06
NH White CVAP 19	496941.61
NH Black CVAP 19	32980.41

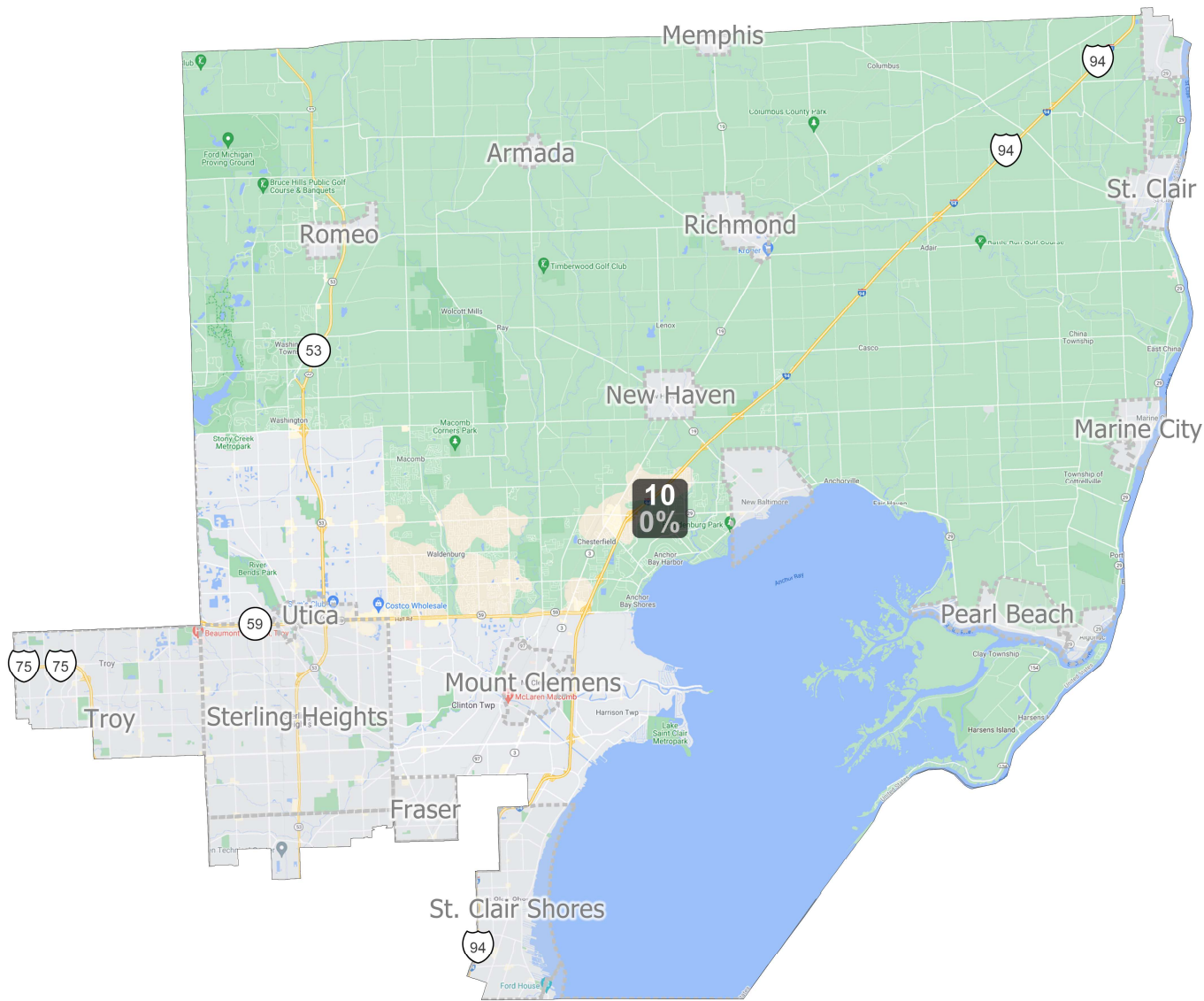


## District: 9



Field	Value
District	9
Population	775182
Deviation	3
% Deviation	0%
% D 20_Pres	76.4%
% R 20_Pres	23.6%
% NH CVAP 19	97.8%
% NH White CVAP 19	41.5%
% NH Black CVAP 19	51.9%
% NH Asian CVAP 19	3.1%
% H CVAP 19	2.2%
Reock	0.23
18+_Pop	599555
NH18+_Pop	580779
% NH18+_Pop	96.87%
H18+_Pop	18776
% H18+_Pop	3.13%
18+_AP_BlK	301420
% 18+_AP_BlK	50.27%
18+_AP_Ind	9585
% 18+_AP_Ind	1.6%
18+_AP_Asn	33818
% 18+_AP_Asn	5.64%
18+_AP_Hwn	543
% 18+_AP_Hwn	0.09%
Formula Field	0.5027
D 20_Pres	292693.69
R 20_Pres	90611.40
20_Pres	383305.08
% 20_Pres	49.45%
Total CVAP 19	567478.99
% Total CVAP 19	73.21%
NH CVAP 19	555055.54
NH White CVAP 19	235690.33
NH Black CVAP 19	294571.61

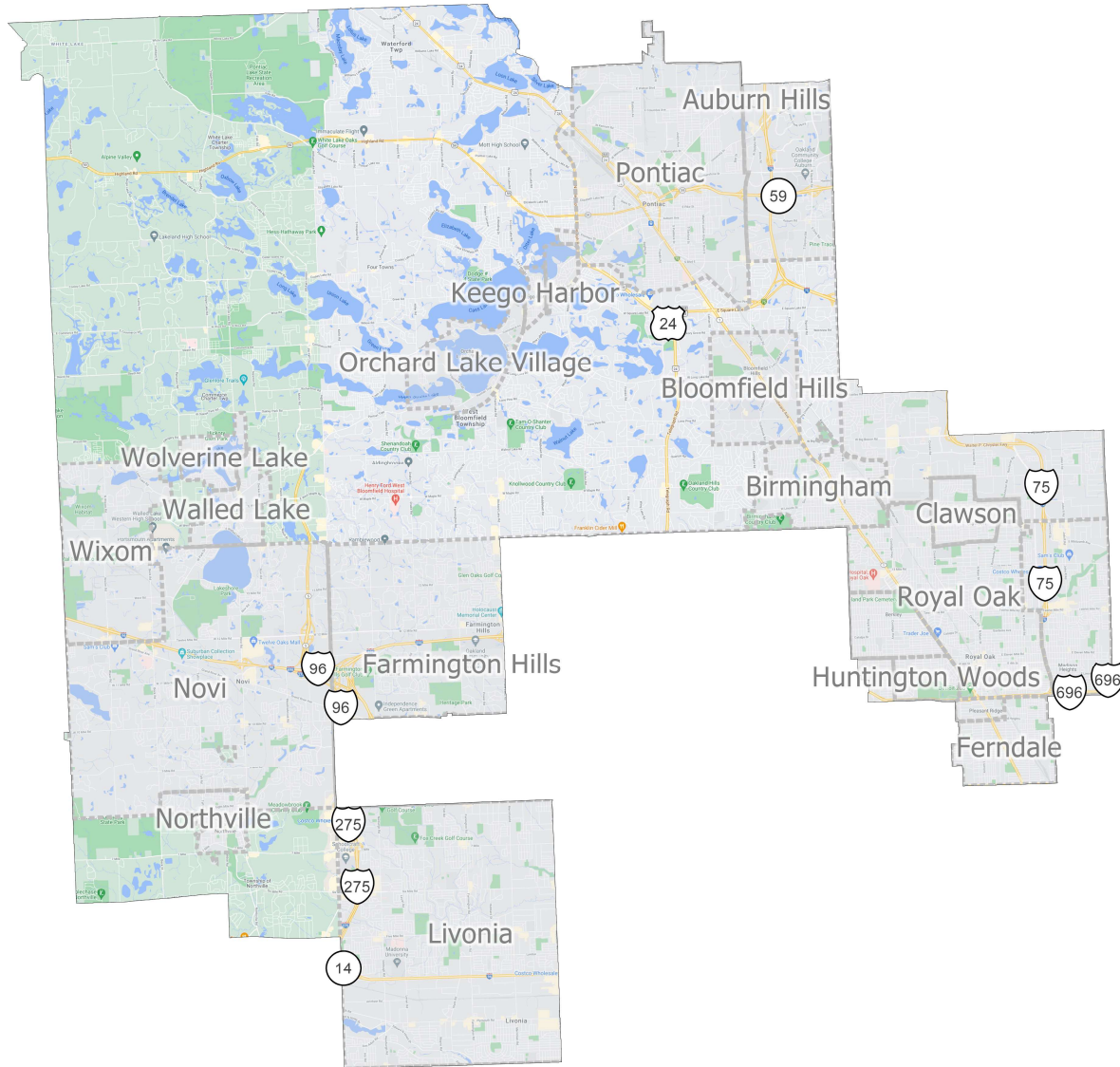
# District: 10



©2021 CALIPER; ©2020 HERE

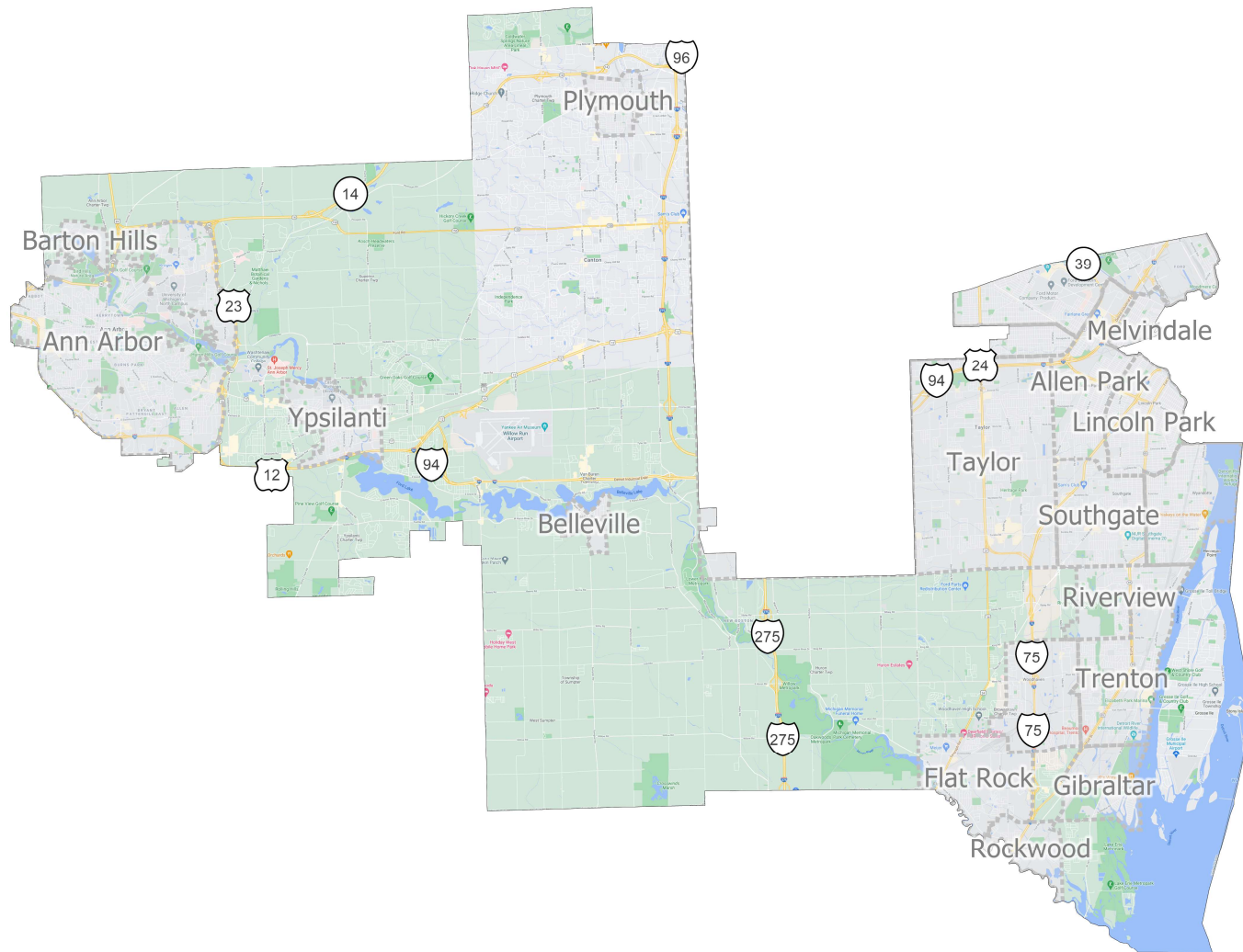
Field	Value
District	10
Population	775179
Deviation	0
% Deviation	0%
% D 20_Pres	41.9%
% R 20_Pres	58.1%
% NH CVAP 19	98.3%
% NH White CVAP 19	87.2%
% NH Black CVAP 19	6.6%
% NH Asian CVAP 19	3.7%
% H CVAP 19	1.7%
Reock	0.57
18+_Pop	619573
NH18+_Pop	604283
% NH18+_Pop	97.53%
H18+_Pop	15290
% H18+_Pop	2.47%
18+_AP_BlK	42867
% 18+_AP_BlK	6.92%
18+_AP_Ind	9670
% 18+_AP_Ind	1.56%
18+_AP_Asn	34295
% 18+_AP_Asn	5.54%
18+_AP_Hwn	461
% 18+_AP_Hwn	0.07%
Formula Field	0.0692
D 20_Pres	189220.86
R 20_Pres	261938.14
20_Pres	451159.00
% 20_Pres	58.2%
Total CVAP 19	577250.45
% Total CVAP 19	74.47%
NH CVAP 19	567199.54
NH White CVAP 19	503084.40
NH Black CVAP 19	37926.88

# District: 11



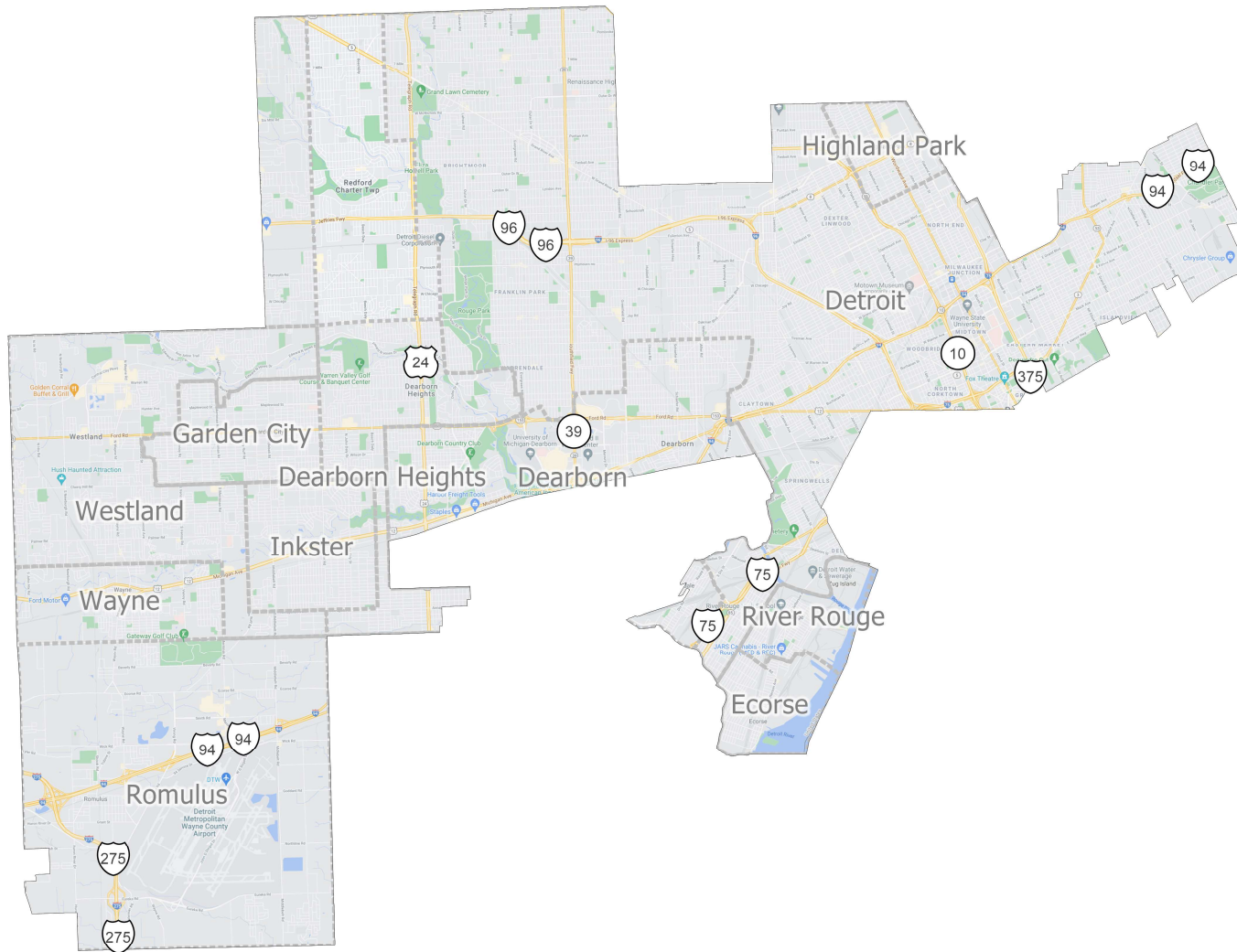
Field	Value
District	11
Population	775178
Deviation	-1
% Deviation	-0%
% D 20_Pres	57.6%
% R 20_Pres	42.4%
% NH CVAP 19	97.1%
% NH White CVAP 19	80.6%
% NH Black CVAP 19	10.8%
% NH Asian CVAP 19	4.7%
% H CVAP 19	2.9%
Reock	0.5
18+_Pop	623112
NH18+_Pop	595126
% NH18+_Pop	95.51%
H18+_Pop	27986
% H18+_Pop	4.49%
18+_AP_BlK	63735
% 18+_AP_BlK	10.23%
18+_AP_Ind	9293
% 18+_AP_Ind	1.49%
18+_AP_Asn	53911
% 18+_AP_Asn	8.65%
18+_AP_Hwn	518
% 18+_AP_Hwn	0.08%
Formula Field	0.1023
D 20_Pres	266198.17
R 20_Pres	196098.45
20_Pres	462296.62
% 20_Pres	59.64%
Total CVAP 19	560596.63
% Total CVAP 19	72.32%
NH CVAP 19	544565.19
NH White CVAP 19	452024.23
NH Black CVAP 19	60424.74

## District: 12



Field	Value
District	12
Population	775178
Deviation	-1
% Deviation	-0%
% D 20_Pres	62.7%
% R 20_Pres	37.3%
% NH CVAP 19	95.4%
% NH White CVAP 19	78.0%
% NH Black CVAP 19	11.2%
% NH Asian CVAP 19	5.2%
% H CVAP 19	4.6%
Reock	0.35
18+_Pop	619459
NH18+_Pop	581196
% NH18+_Pop	93.82%
H18+_Pop	38263
% H18+_Pop	6.18%
18+_AP_BlK	75208
% 18+_AP_BlK	12.14%
18+_AP_Ind	13437
% 18+_AP_Ind	2.17%
18+_AP_Asn	51415
% 18+_AP_Asn	8.3%
18+_AP_Hwn	770
% 18+_AP_Hwn	0.12%
Formula Field	0.1214
D 20_Pres	263351.35
R 20_Pres	156783.18
20_Pres	420134.53
% 20_Pres	54.2%
Total CVAP 19	554823.94
% Total CVAP 19	71.57%
NH CVAP 19	529455.31
NH White CVAP 19	432674.29
NH Black CVAP 19	61925.30

# District: 13



Field	Value
District	13
Population	775180
Deviation	1
% Deviation	0%
% D 20_Pres	78.9%
% R 20_Pres	21.1%
% NH CVAP 19	96.1%
% NH White CVAP 19	41.0%
% NH Black CVAP 19	52.6%
% NH Asian CVAP 19	1.3%
% H CVAP 19	3.9%
Reock	0.35
18+_Pop	587825
NH18+_Pop	551553
% NH18+_Pop	93.83%
H18+_Pop	36272
% H18+_Pop	6.17%
18+_AP_BlK	296650
% 18+_AP_BlK	50.47%
18+_AP_Ind	11114
% 18+_AP_Ind	1.89%
18+_AP_Asn	13849
% 18+_AP_Asn	2.36%
18+_AP_Hwn	609
% 18+_AP_Hwn	0.1%
Formula Field	0.5047
D 20_Pres	260168.18
R 20_Pres	69453.69
20_Pres	329621.87
% 20_Pres	42.52%
Total CVAP 19	545760.23
% Total CVAP 19	70.4%
NH CVAP 19	524277.21
NH White CVAP 19	223858.33
NH Black CVAP 19	286921.12