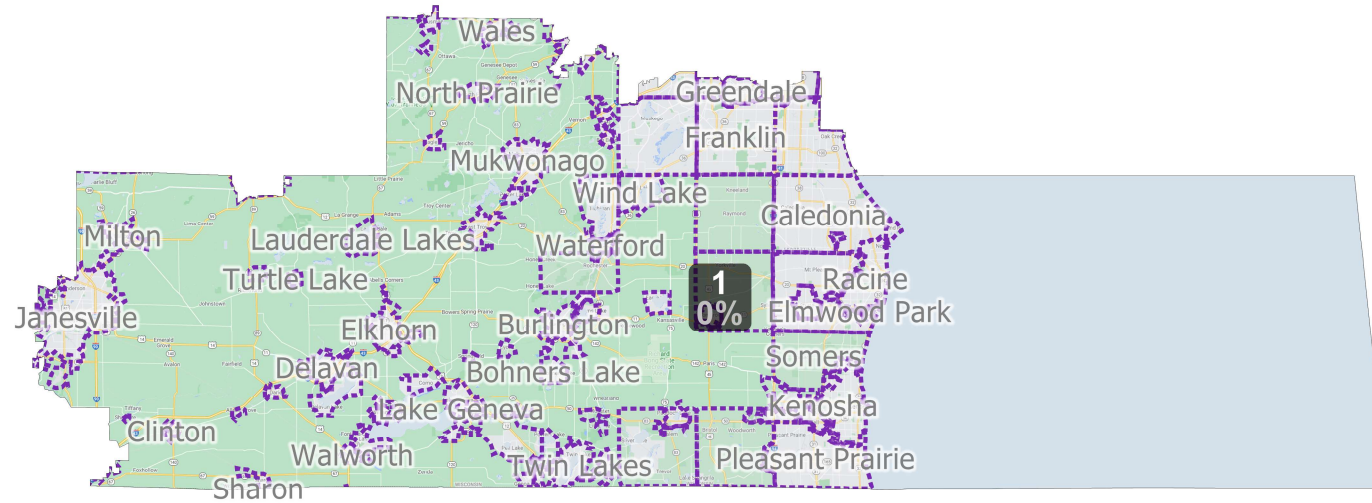
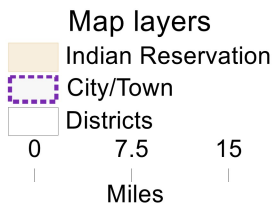


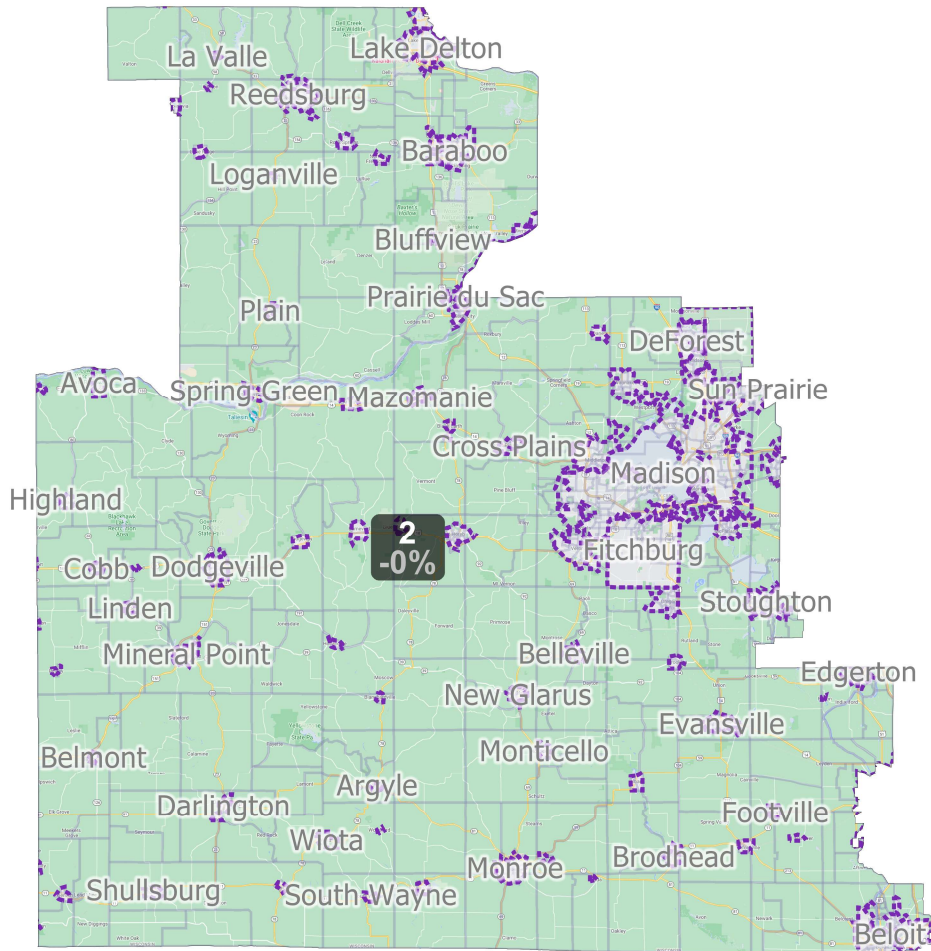
District: 1



Field	Value
District	1
Population	736,716
Deviation	1
% Deviation	0%
Reock	0.31
Total CVAP 19	543,907
% NH CVAP 19	93.7%
% NH White CVAP 19	85.8%
% NH Black CVAP 19	5.4%
% NH Asian CVAP 19	1.6%
% H CVAP 19	6.4%
% D 20_Pres	45.5%
% R 20_Pres	54.5%
18+_Pop	574235
% 18+_Pop	77.95%
NH18+_Wht	463067
% NH18+_Wht	62.86%
H18+_Pop	51423
% H18+_Pop	6.98%
18+_AP_BlK	34822
% 18+_AP_BlK	4.73%
18+_AP_Ind	10186
% 18+_AP_Ind	1.38%
18+_AP_Asn	13643
% 18+_AP_Asn	1.85%
18+_AP_Hwn	590
% 18+_AP_Hwn	0.08%
% Total CVAP 19	73.83%
NH CVAP 19	509401.87
NH White CVAP 19	466415.69
NH Black CVAP 19	29521.10
NH Asian CVAP 19	8759.61
H CVAP 19	34568.08
D 20_Pres	186901.39
R 20_Pres	224286.19

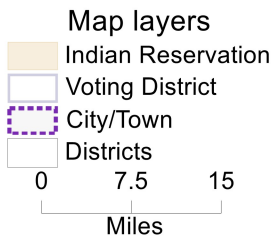


District: 2

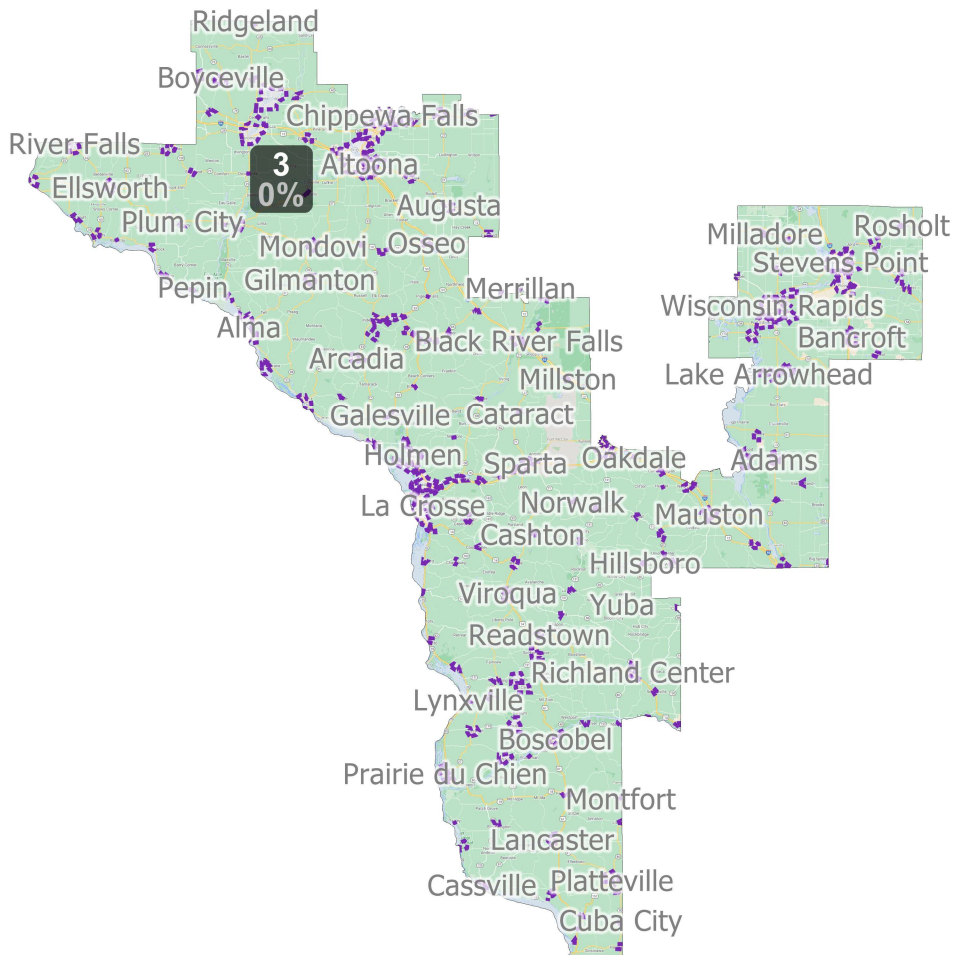


Field	Value
District	2
Population	736,714
Deviation	-1
% Deviation	-0%
Reock	0.49
Total CVAP 19	531,061
% NH CVAP 19	96.6%
% NH White CVAP 19	88.1%
% NH Black CVAP 19	4.6%
% NH Asian CVAP 19	3.1%
% H CVAP 19	3.4%
% D 20_Pres	71.1%
% R 20_Pres	28.9%
18+_Pop	584525
% 18+_Pop	79.34%
NH18+_Wht	472750
% NH18+_Wht	64.17%
H18+_Pop	36743
% H18+_Pop	4.99%
18+_AP_BlK	30419
% 18+_AP_BlK	4.13%
18+_AP_Ind	9513
% 18+_AP_Ind	1.29%
18+_AP_Asn	33328
% 18+_AP_Asn	4.52%
18+_AP_Hwn	679
% 18+_AP_Hwn	0.09%
% Total CVAP 19	72.09%
NH CVAP 19	513173.48
NH White CVAP 19	468048.07
NH Black CVAP 19	24286.21
NH Asian CVAP 19	16356.21
H CVAP 19	17902.69
D 20_Pres	304618.75
R 20_Pres	123910.53
20_Pres	428529.28
% 20_Pres	58.17%

©2021 CALIPER; ©2020 HERE

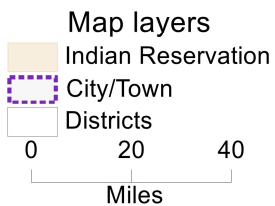


District: 3

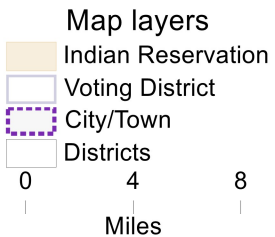
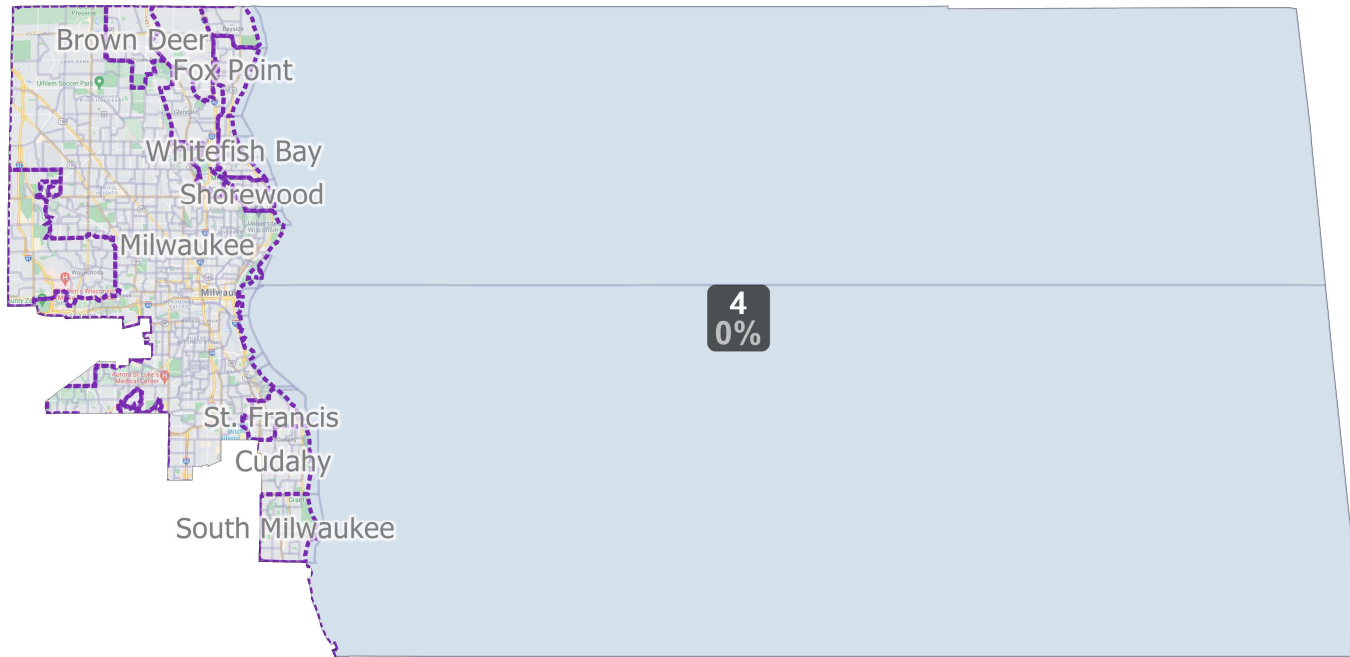


Field	Value
District	3
Population	736,715
Deviation	0
% Deviation	0%
Reock	0.33
Total CVAP 19	563,738
% NH CVAP 19	98.5%
% NH White CVAP 19	94.4%
% NH Black CVAP 19	1.3%
% NH Asian CVAP 19	1.8%
% H CVAP 19	1.5%
% D 20_Pres	47.6%
% R 20_Pres	52.4%
18+_Pop	580312
% 18+_Pop	78.77%
NH18+_Wht	527736
% NH18+_Wht	71.63%
H18+_Pop	15416
% H18+_Pop	2.09%
18+_AP_BlK	9568
% 18+_AP_BlK	1.3%
18+_AP_Ind	10187
% 18+_AP_Ind	1.38%
18+_AP_Asn	13954
% 18+_AP_Asn	1.89%
18+_AP_Hwn	630
% 18+_AP_Hwn	0.09%
% Total CVAP 19	76.52%
NH CVAP 19	555264.76
NH White CVAP 19	532073.46
NH Black CVAP 19	7600.27
NH Asian CVAP 19	9937.36
H CVAP 19	8508.02
D 20_Pres	184897.78
R 20_Pres	203448.23
20_Pres	388346.01
% 20_Pres	52.71%

©2021 CALIPER; ©2020 HERE



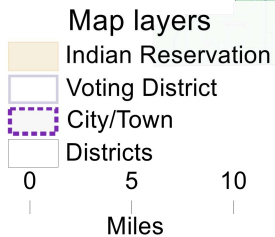
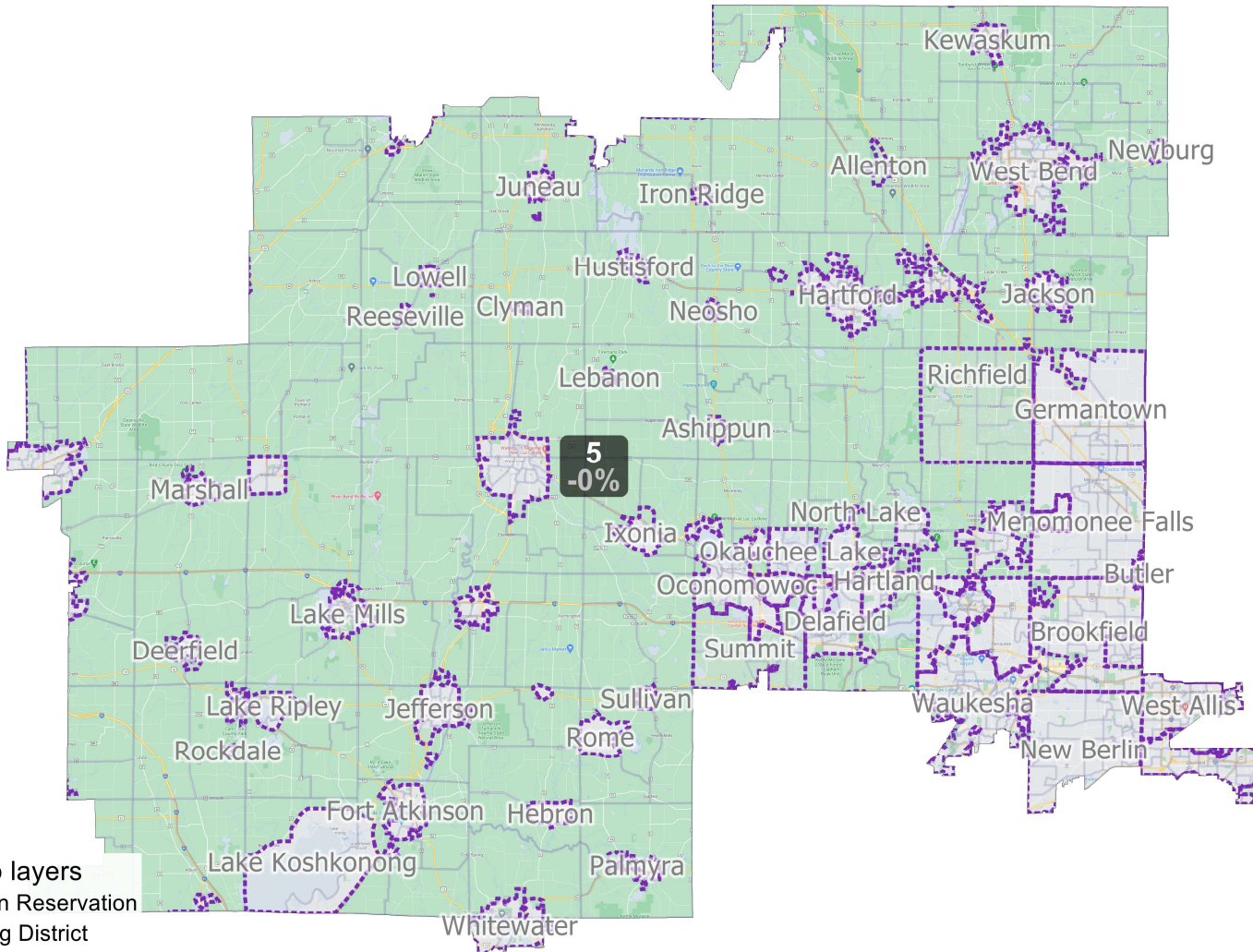
District: 4



©2021 CALIPER; ©2020 HERE

Field	Value
District	4
Population	736,717
Deviation	2
% Deviation	0%
Reock	0.45
Total CVAP 19	524,168
% NH CVAP 19	89.8%
% NH White CVAP 19	53.8%
% NH Black CVAP 19	31.8%
% NH Asian CVAP 19	2.9%
% H CVAP 19	10.2%
% D 20_Pres	76.5%
% R 20_Pres	23.5%
18+_Pop	559245
% 18+_Pop	75.91%
NH18+_Wht	267876
% NH18+_Wht	36.36%
H18+_Pop	83232
% H18+_Pop	11.3%
18+_AP_BlK	174167
% 18+_AP_BlK	23.64%
18+_AP_Ind	11718
% 18+_AP_Ind	1.59%
18+_AP_Asn	28614
% 18+_AP_Asn	3.88%
18+_AP_Hwn	799
% 18+_AP_Hwn	0.11%
% Total CVAP 19	71.15%
NH CVAP 19	470808.45
NH White CVAP 19	281920.44
NH Black CVAP 19	166755.62
NH Asian CVAP 19	15150.90
H CVAP 19	53447.08
D 20_Pres	260744.62
R 20_Pres	80118.35

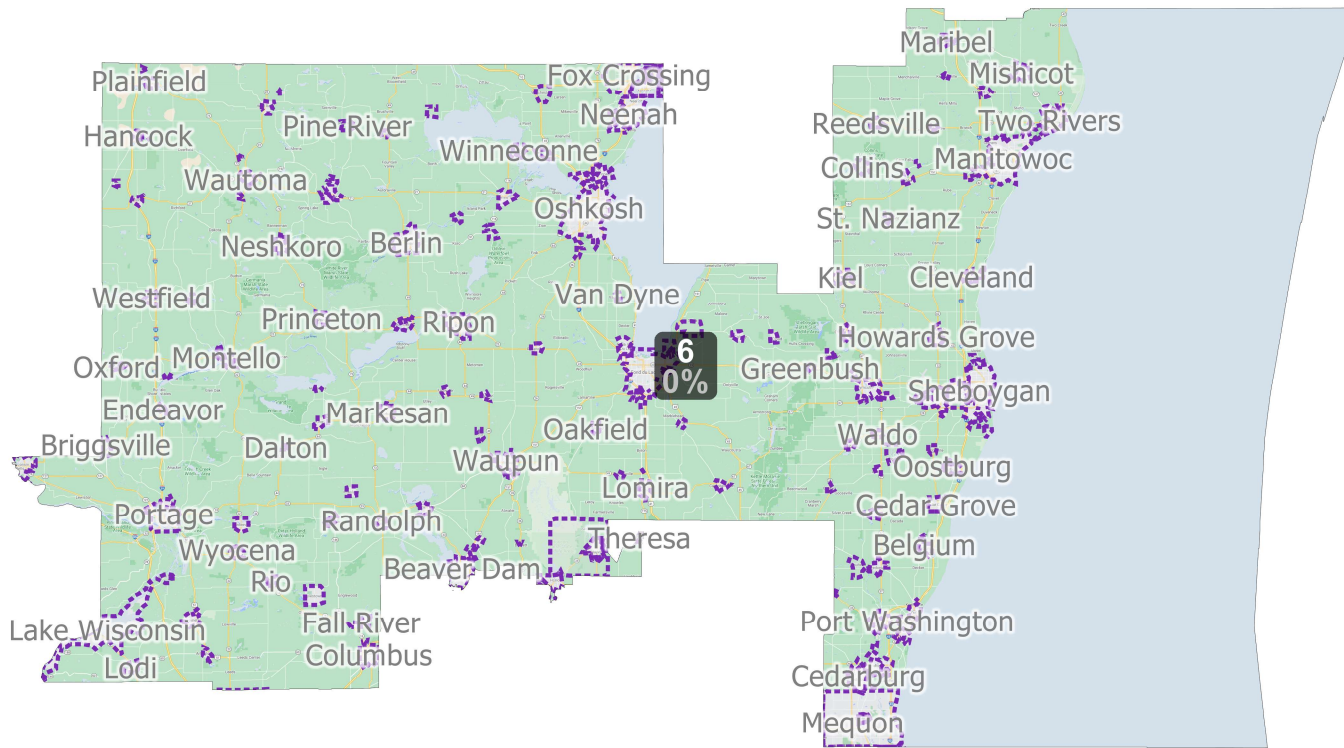
District: 5



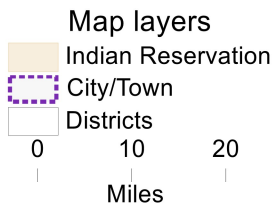
©2021 CALIPER; ©2020 HERE

Field	Value
District	5
Population	736,713
Deviation	-2
% Deviation	-0%
Reock	0.48
Total CVAP 19	554,294
% NH CVAP 19	96.0%
% NH White CVAP 19	90.9%
% NH Black CVAP 19	2.4%
% NH Asian CVAP 19	1.9%
% H CVAP 19	4.0%
% D 20_Pres	41.9%
% R 20_Pres	58.1%
18+_Pop	578819
% 18+_Pop	78.57%
NH18+_Wht	500001
% NH18+_Wht	67.87%
H18+_Pop	33547
% H18+_Pop	4.55%
18+_AP_BlK	15476
% 18+_AP_BlK	2.1%
18+_AP_Ind	8307
% 18+_AP_Ind	1.13%
18+_AP_Asn	18987
% 18+_AP_Asn	2.58%
18+_AP_Hwn	595
% 18+_AP_Hwn	0.08%
% Total CVAP 19	75.24%
NH CVAP 19	531974.34
NH White CVAP 19	504060.96
NH Black CVAP 19	13277.70
NH Asian CVAP 19	10786.52
H CVAP 19	22296.85
D 20_Pres	184952.91
R 20_Pres	256408.08

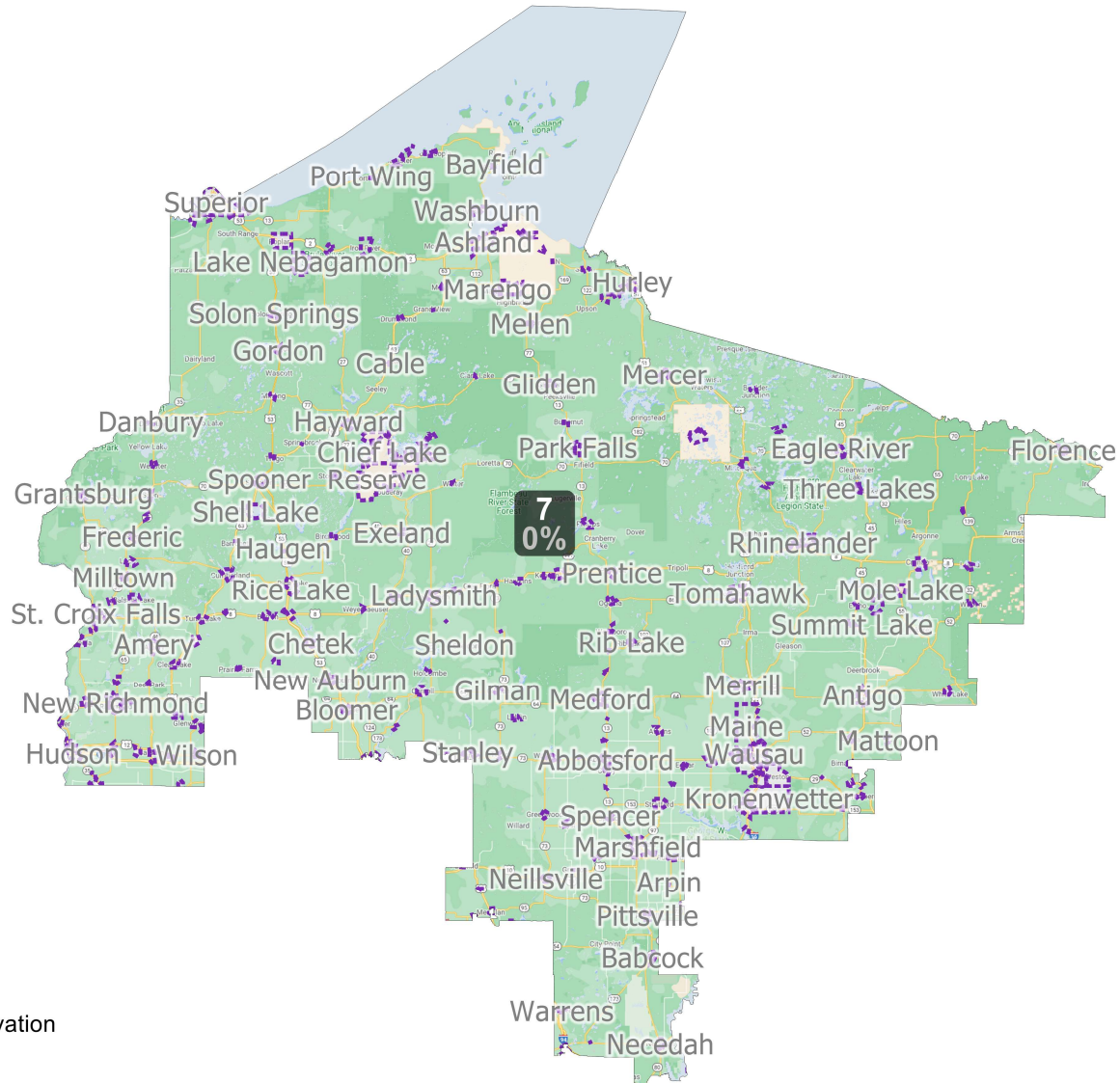
District: 6



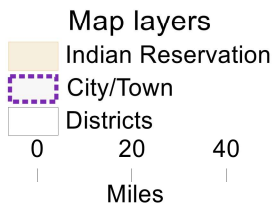
Field	Value
District	6
Population	736,716
Deviation	1
% Deviation	0%
Reock	0.4
Total CVAP 19	557,409
% NH CVAP 19	97.4%
% NH White CVAP 19	92.8%
% NH Black CVAP 19	1.9%
% NH Asian CVAP 19	1.8%
% H CVAP 19	2.6%
% D 20_Pres	42.1%
% R 20_Pres	57.9%
18+_Pop	582773
% 18+_Pop	79.1%
NH18+_Wht	515867
% NH18+_Wht	70.02%
H18+_Pop	24736
% H18+_Pop	3.36%
18+_AP_BlK	14827
% 18+_AP_BlK	2.01%
18+_AP_Ind	9429
% 18+_AP_Ind	1.28%
18+_AP_Asn	15084
% 18+_AP_Asn	2.05%
18+_AP_Hwn	553
% 18+_AP_Hwn	0.08%
% Total CVAP 19	75.66%
NH CVAP 19	543033.03
NH White CVAP 19	517080.60
NH Black CVAP 19	10429.97
NH Asian CVAP 19	10279.32
H CVAP 19	14308.59
D 20_Pres	171949.97
R 20_Pres	236877.59



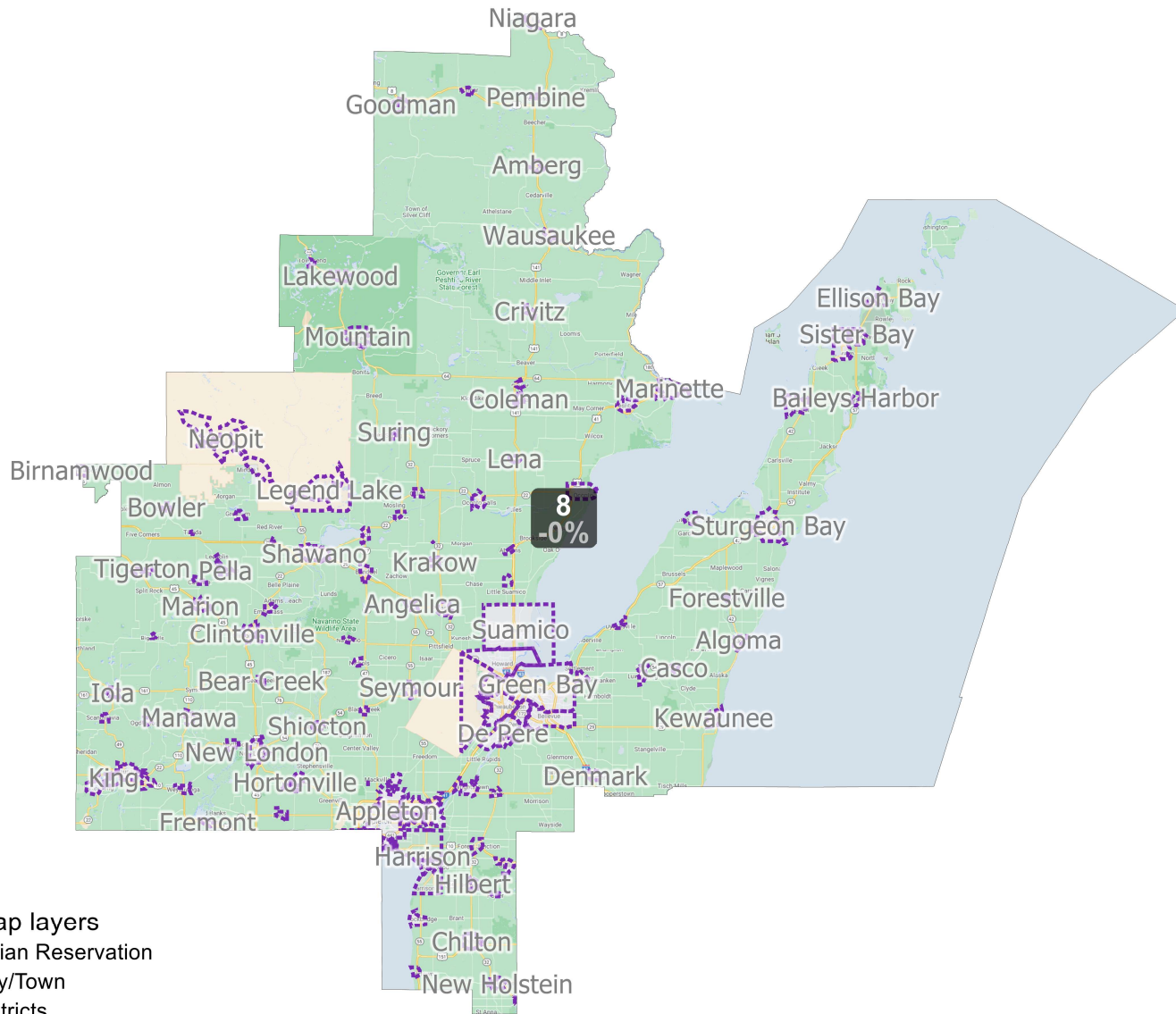
District: 7



Field	Value
District	7
Population	736,715
Deviation	0
% Deviation	0%
Reock	0.57
Total CVAP 19	552,598
% NH CVAP 19	98.7%
% NH White CVAP 19	94.0%
% NH Black CVAP 19	0.8%
% NH Asian CVAP 19	1.4%
% H CVAP 19	1.3%
% D 20_Pres	39.8%
% R 20_Pres	60.2%
18+_Pop	580431
% 18+_Pop	78.79%
NH18+_Wht	530542
% NH18+_Wht	72.01%
H18+_Pop	11357
% H18+_Pop	1.54%
18+_AP_BlK	5782
% 18+_AP_BlK	0.78%
18+_AP_Ind	18887
% 18+_AP_Ind	2.56%
18+_AP_Asn	9655
% 18+_AP_Asn	1.31%
18+_AP_Hwn	603
% 18+_AP_Hwn	0.08%
% Total CVAP 19	75.01%
NH CVAP 19	545550.96
NH White CVAP 19	519670.34
NH Black CVAP 19	4373.60
NH Asian CVAP 19	7529.95
H CVAP 19	7127.65
D 20_Pres	165878.55
R 20_Pres	250422.34



District: 8



Field	Value
District	8
Population	736,712
Deviation	-3
% Deviation	-0%
Reock	0.47
Total CVAP 19	539,081
% NH CVAP 19	97.3%
% NH White CVAP 19	91.2%
% NH Black CVAP 19	1.4%
% NH Asian CVAP 19	1.7%
% H CVAP 19	2.7%
% D 20_Pres	42.1%
% R 20_Pres	57.9%
18+_Pop	571960
% 18+_Pop	77.64%
NH18+_Wht	496387
% NH18+_Wht	67.38%
H18+_Pop	27615
% H18+_Pop	3.75%
18+_AP_BlK	11252
% 18+_AP_BlK	1.53%
18+_AP_Ind	21524
% 18+_AP_Ind	2.92%
18+_AP_Asn	13375
% 18+_AP_Asn	1.82%
18+_AP_Hwn	547
% 18+_AP_Hwn	0.07%
% Total CVAP 19	73.17%
NH CVAP 19	524399.72
NH White CVAP 19	491873.74
NH Black CVAP 19	7705.51
NH Asian CVAP 19	9259.01
H CVAP 19	14756.52
D 20_Pres	170922.02
R 20_Pres	234712.69

