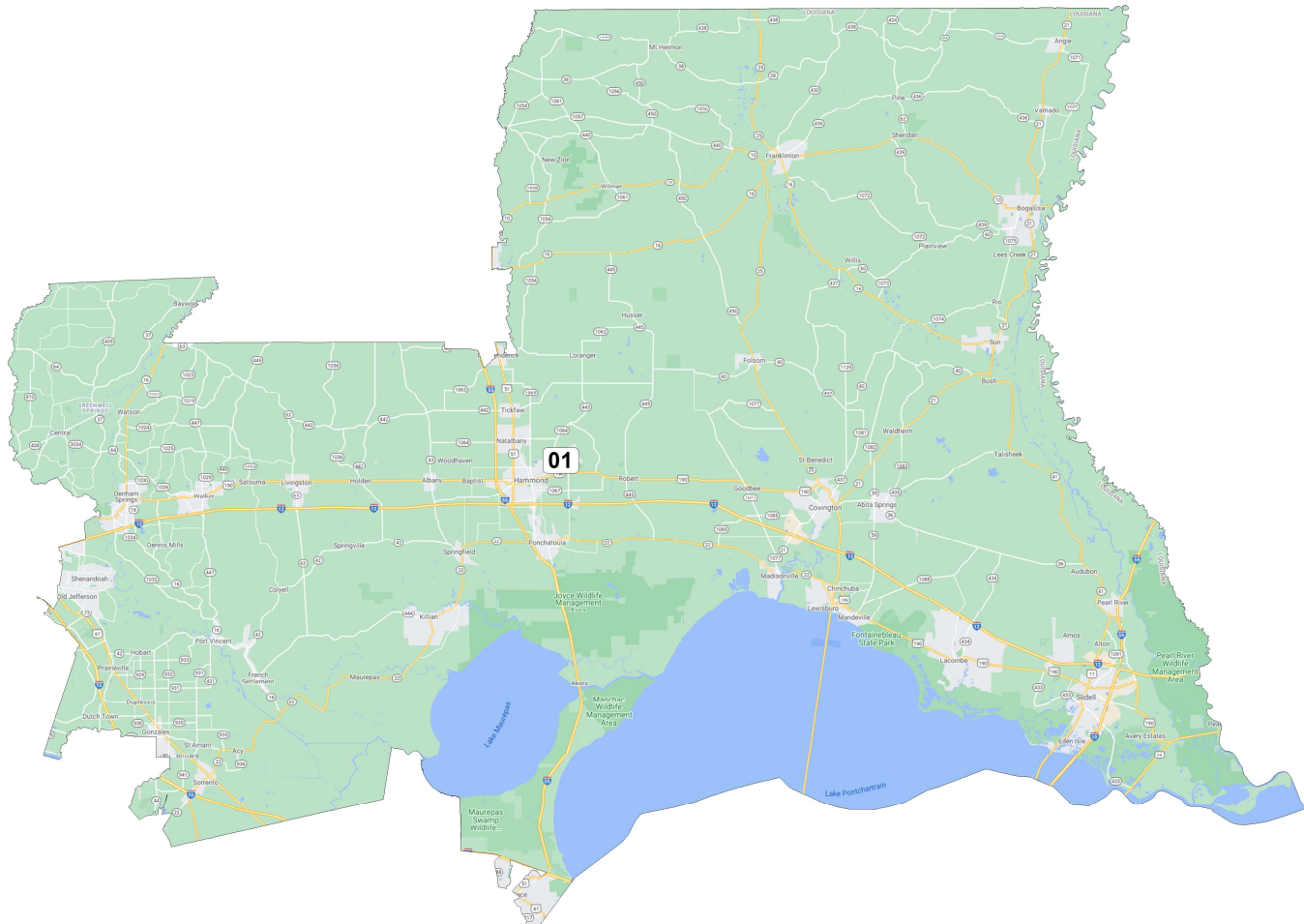
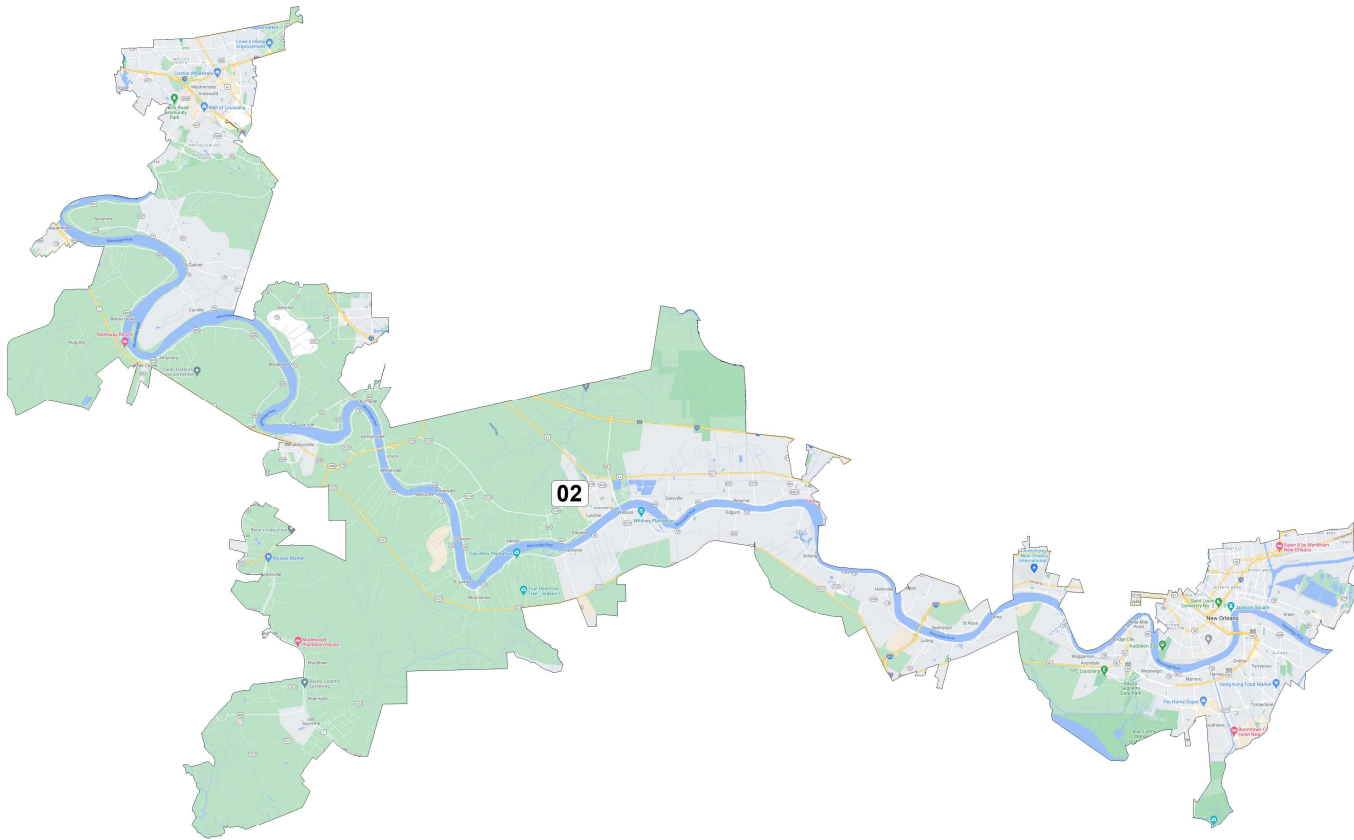


District: 01



Field	Value
ID	14
Area	3812.05
District	01
Members	1.0
Locked	
Name	
Population	776293
NH_Wht	551347
AP_BlK	137447
AP_Ind	17290
AP_Asn	15388
AP_Hwn	922
AP_Oth	49526
Hispanic Origin	53951
NH CVAP 19	538002.87
NH White CVAP 19	440964.79
NH Black CVAP 19	85267.35
NH Asian CVAP 19	6531.84
H CVAP 19	15928.58
Deviation	0
% Deviation	0%
% NH_Wht	71.02%
% AP_BlK	17.71%
% AP_Ind	2.23%
% AP_Asn	1.98%
% AP_Hwn	0.12%
% AP_Oth	6.38%
% Hispanic Origin	6.95%
% NH18+_Wht	73.57%
Total CVAP 19	553984.02
% 18+_AP_BlK	16.15%
% 18+_AP_Asn	1.8%
% 18+_AP_Hwn	0.11%
% 18+_AP_Oth	5.73%
% H18+_Pop	6.08%
Polsby Popper	0.22
Perimeter	467.38
Reock	0.47
Alternate Schwartzberg:1	2.14

District: 02



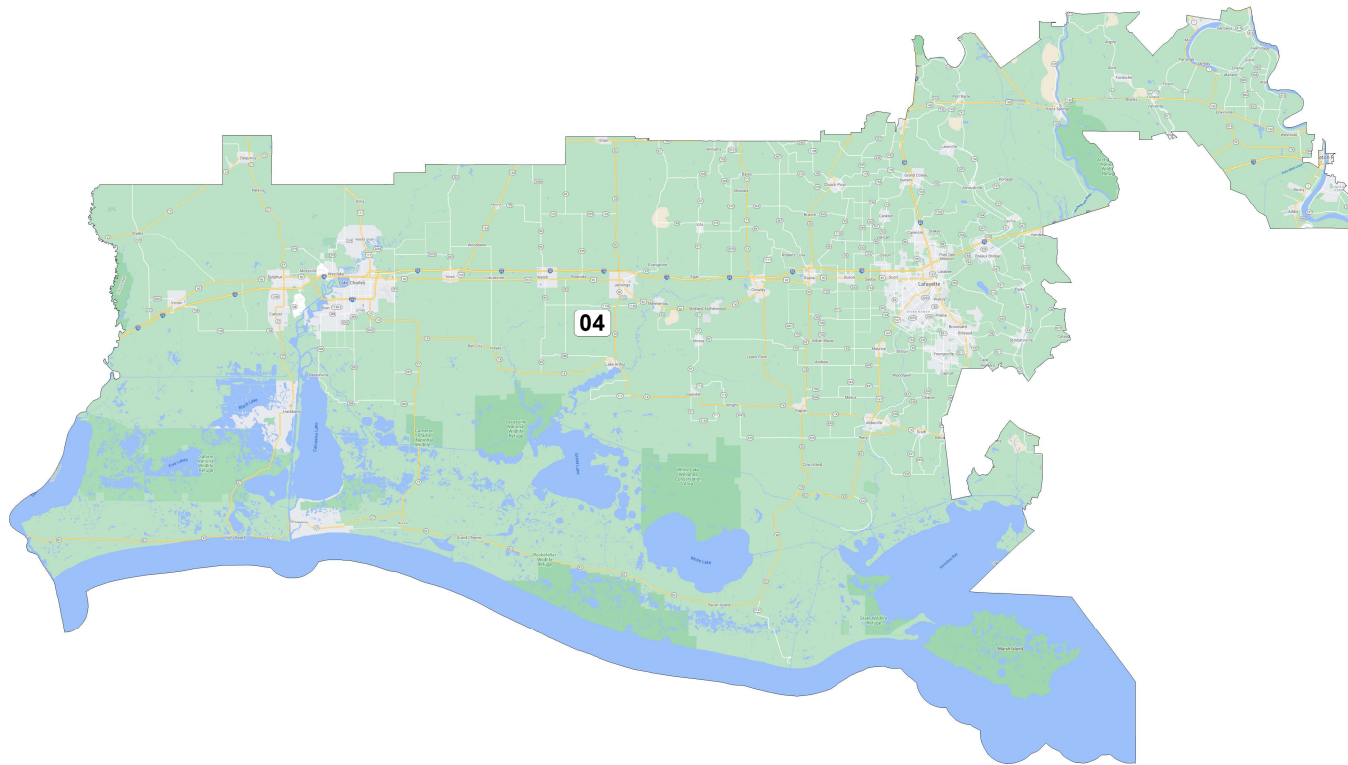
Field	Value
ID	2
Area	1000.05
District	02
Members	1.0
Locked	
Name	
Population	776293
NH_Wht	290565
AP_BlK	375737
AP_Ind	12716
AP_Asn	28448
AP_Hwn	899
AP_Oth	68917
Hispanic Origin	78644
NH CVAP 19	560466.10
NH White CVAP 19	259822.50
NH Black CVAP 19	282561.43
NH Asian CVAP 19	12918.98
H CVAP 19	25144.47
Deviation	0
% Deviation	0%
% NH_Wht	37.43%
% AP_BlK	48.4%
% AP_Ind	1.64%
% AP_Asn	3.66%
% AP_Hwn	0.12%
% AP_Oth	8.88%
% Hispanic Origin	10.13%
% NH18+_Wht	40.69%
Total CVAP 19	585667.51
% 18+_AP_BlK	45.92%
% 18+_AP_Asn	3.62%
% 18+_AP_Hwn	0.11%
% 18+_AP_Oth	8.12%
% H18+_Pop	9.19%
Polsby Popper	0.06
Perimeter	470.93
Reock	0.19
Alternate Schwartzberg:1	4.2

District: 03



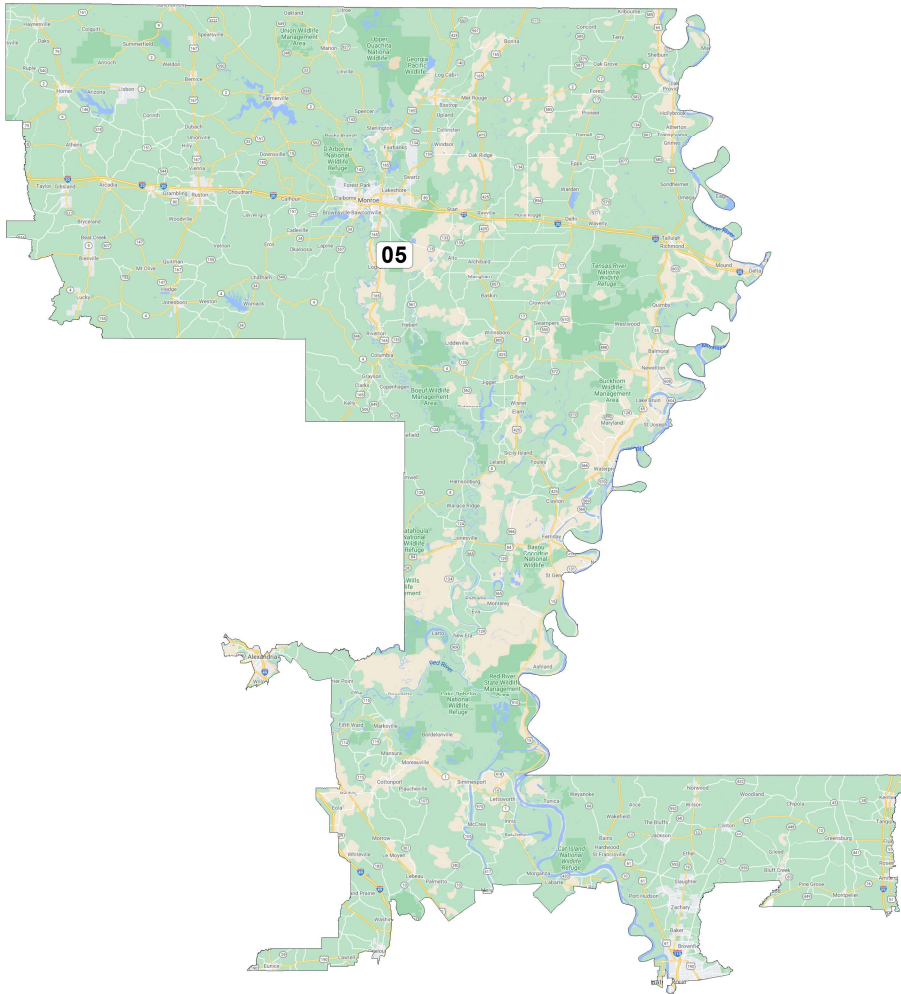
Field	Value
ID	17
Area	12345.71
District	03
Members	1.0
Locked	
Name	
Population	776294
NH_Wht	452698
AP_BlK	191202
AP_Ind	25659
AP_Asn	27507
AP_Hwn	888
AP_Oth	72953
Hispanic Origin	84769
NH CVAP 19	545155.53
NH White CVAP 19	388701.95
NH Black CVAP 19	130775.90
NH Asian CVAP 19	13328.71
H CVAP 19	27664.34
Deviation	1
% Deviation	0%
% NH_Wht	58.32%
% AP_BlK	24.63%
% AP_Ind	3.31%
% AP_Asn	3.54%
% AP_Hwn	0.11%
% AP_Oth	9.4%
% Hispanic Origin	10.92%
% NH18+_Wht	61.46%
Total CVAP 19	572854.24
% 18+_AP_BlK	22.79%
% 18+_AP_Asn	3.43%
% 18+_AP_Hwn	0.1%
% 18+_AP_Oth	8.57%
% H18+_Pop	9.81%
Polsby Popper	0.17
Perimeter	954.01
Reock	0.41
Alternate Schwartzberg:1	2.42

District: 04



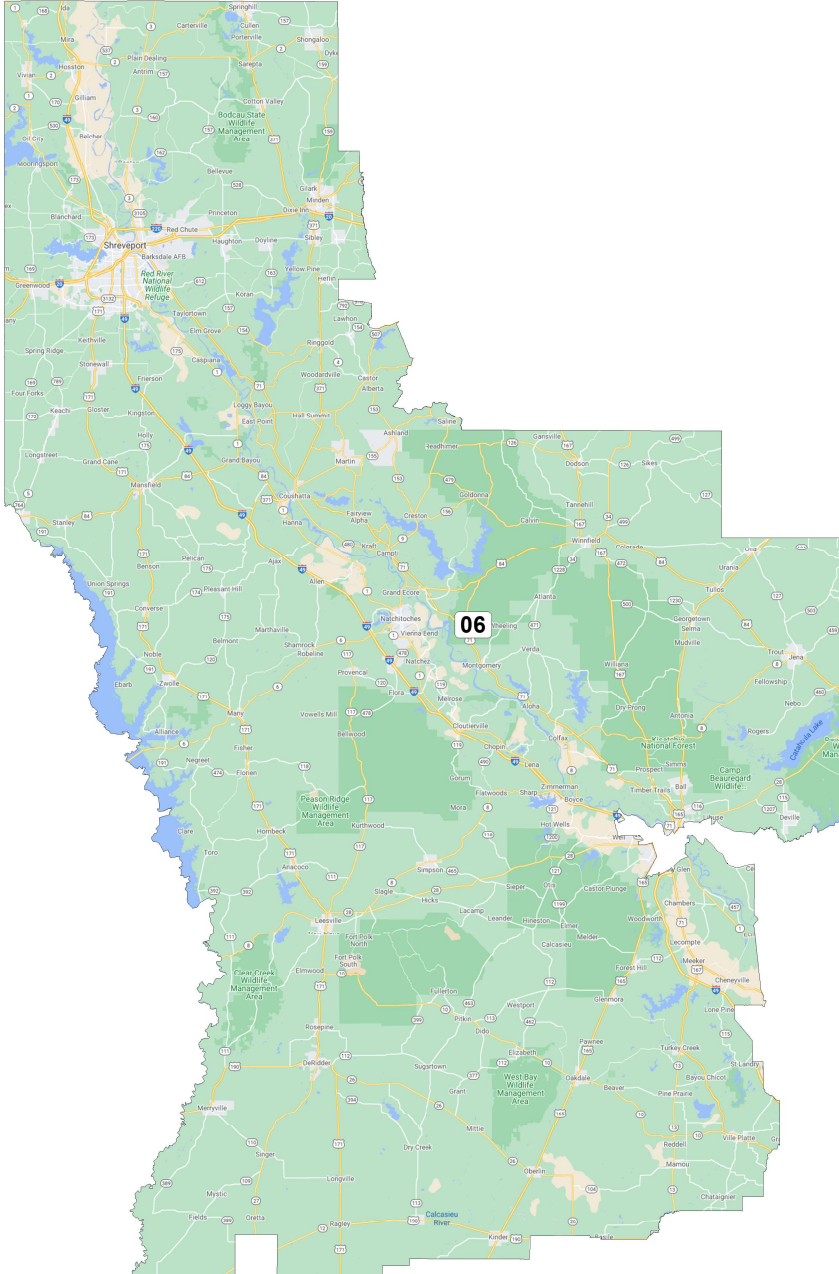
Field	Value
ID	21
Area	8046.83
District	04
Members	1.0
Locked	
Name	
Population	776292
NH_Wht	507848
AP_BlK	198453
AP_Ind	12580
AP_Asn	17603
AP_Hwn	916
AP_Oth	37201
Hispanic Origin	40686
NH CVAP 19	552694.44
NH White CVAP 19	409866.86
NH Black CVAP 19	131807.73
NH Asian CVAP 19	5589.74
H CVAP 19	12339.42
Deviation	-1
% Deviation	-0%
% NH_Wht	65.42%
% AP_BlK	25.56%
% AP_Ind	1.62%
% AP_Asn	2.27%
% AP_Hwn	0.12%
% AP_Oth	4.79%
% Hispanic Origin	5.24%
% NH18+_Wht	67.8%
Total CVAP 19	565085.62
% 18+_AP_BlK	23.8%
% 18+_AP_Asn	2.2%
% 18+_AP_Hwn	0.11%
% 18+_AP_Oth	4.33%
% H18+_Pop	4.67%
Polsby Popper	0.19
Perimeter	728.34
Reock	0.34
Alternate Schwartzberg:1	2.29

District: 05



Field	Value
ID	5
Area	13381.99
District	05
Members	1.0
Locked	
Name	
Population	776292
NH_Wht	337646
AP_BlK	394532
AP_Ind	12130
AP_Asn	8935
AP_Hwn	817
AP_Oth	23551
Hispanic Origin	25897
NH CVAP 19	580373.86
NH White CVAP 19	280446.77
NH Black CVAP 19	292215.27
NH Asian CVAP 19	3371.96
H CVAP 19	7263.53
Deviation	-1
% Deviation	-0%
% NH_Wht	43.49%
% AP_BlK	50.82%
% AP_Ind	1.56%
% AP_Asn	1.15%
% AP_Hwn	0.11%
% AP_Oth	3.03%
% Hispanic Origin	3.34%
% NH18+_Wht	46.03%
Total CVAP 19	587634.81
% 18+_AP_BlK	48.45%
% 18+_AP_Asn	1.14%
% 18+_AP_Hwn	0.09%
% 18+_AP_Oth	2.88%
% H18+_Pop	3.11%
Polsby Popper	0.11
Perimeter	1,239.35
Reock	0.32
Alternate Schwartzberg:1	3.02
Polsby Popper:1	0.11
% Total CVAP 19	75.7%
% NH CVAP 19	74.76%
% NH White CVAP 19	36.13%
% NH Black CVAP 19	37.64%
% NH Asian CVAP 19	0.43%
% H CVAP 19	0.94%

District: 06



Field	Value
ID	24
Area	13837.71
District	06
Members	1.0
Locked	
Name	
Population	776293
NH_Wht	456598
AP_BlK	245748
AP_Ind	22753
AP_Asn	13955
AP_Hwn	1658
AP_Oth	32384
Hispanic Origin	38602
NH CVAP 19	577554.38
NH White CVAP 19	382832.58
NH Black CVAP 19	179104.49
NH Asian CVAP 19	5700.93
H CVAP 19	16399.41
Deviation	0
% Deviation	0%
% NH_Wht	58.82%
% AP_BlK	31.66%
% AP_Ind	2.93%
% AP_Asn	1.8%
% AP_Hwn	0.21%
% AP_Oth	4.17%
% Hispanic Origin	4.97%
% NH18+_Wht	61.02%
Total CVAP 19	593987.14
% 18+_AP_BlK	29.84%
% 18+_AP_Asn	1.69%
% 18+_AP_Hwn	0.18%
% 18+_AP_Oth	3.9%
% H18+_Pop	4.59%
Polsby Popper	0.25
Perimeter	825.97
Reock	0.44
Alternate Schwartzberg:1	1.98
Polsby Popper:1	0.25
% Total CVAP 19	76.52%
% NH CVAP 19	74.4%
% NH White CVAP 19	49.32%
% NH Black CVAP 19	23.07%
% NH Asian CVAP 19	0.73%
% H CVAP 19	2.11%