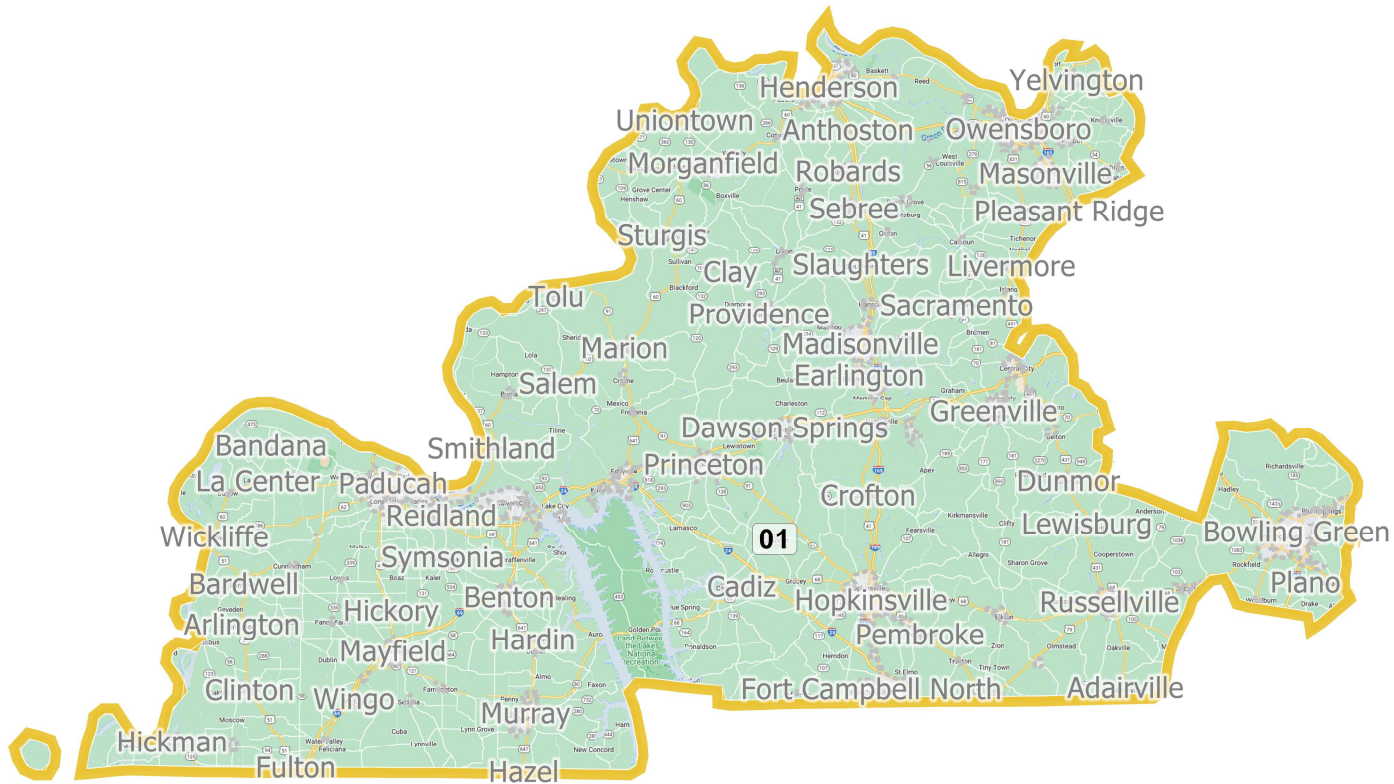
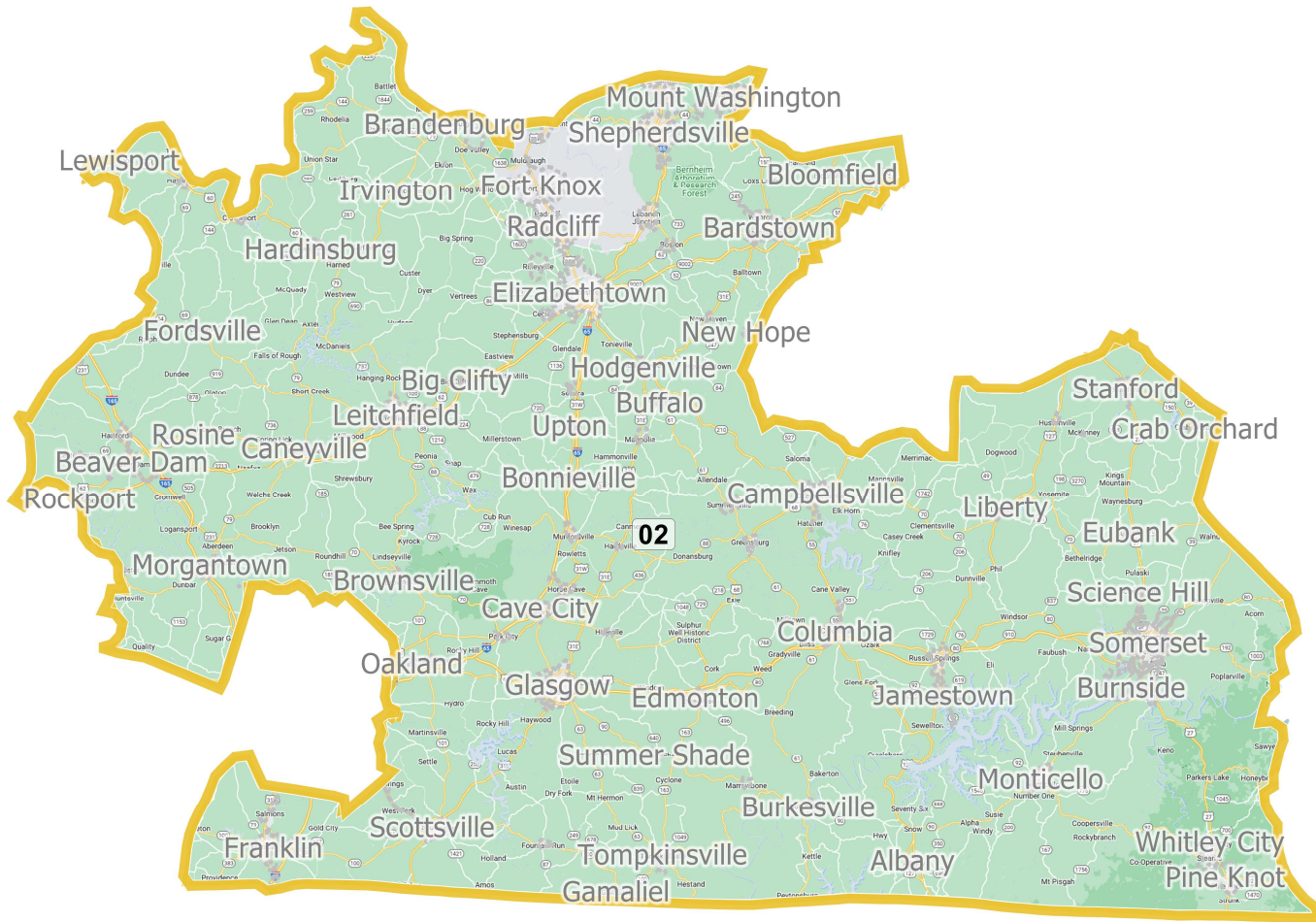


District: 01



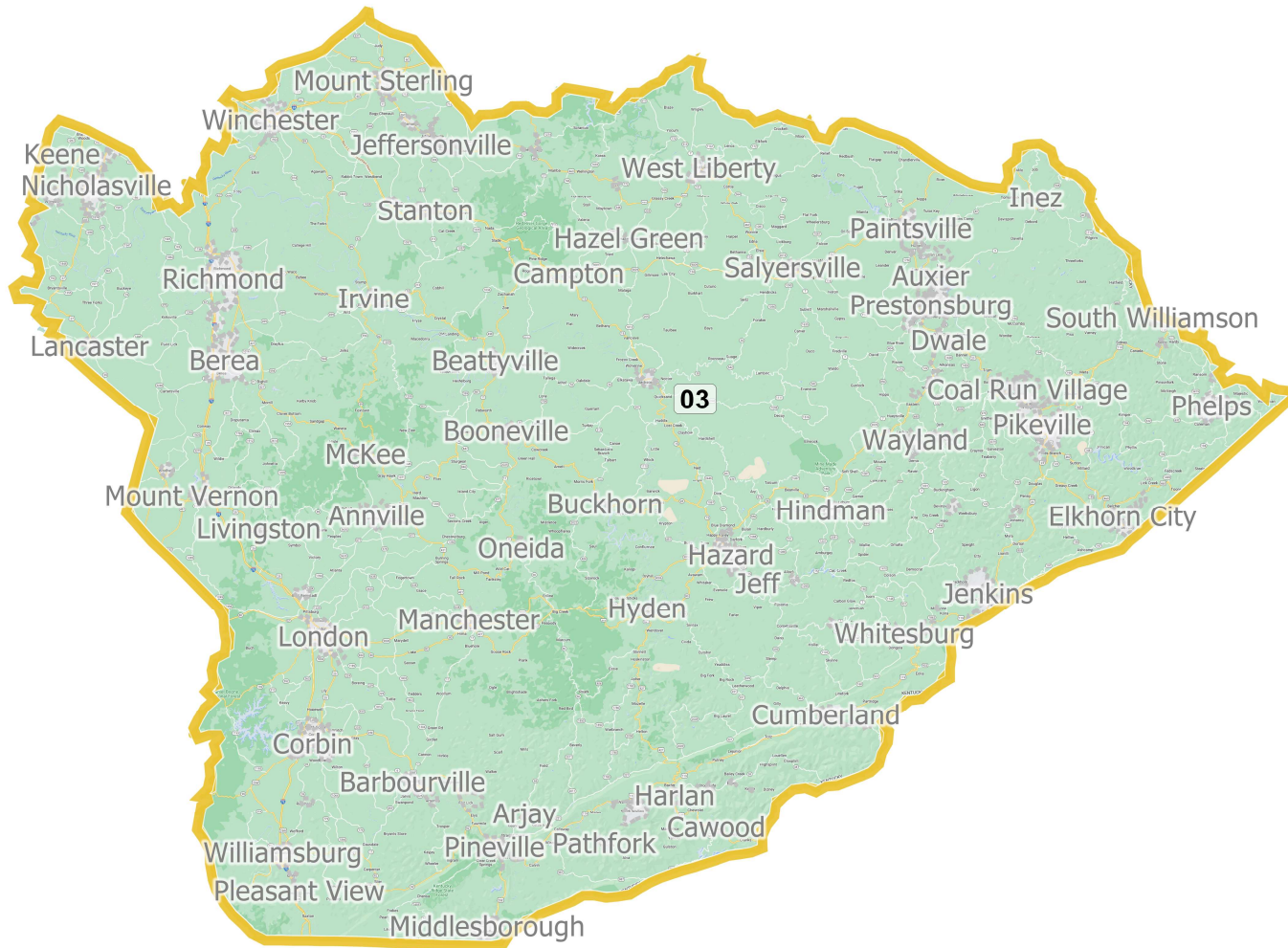
| Field | Value |
|------------------------|--------|
| District | 01 |
| Population | 750973 |
| Deviation | 0 |
| % Deviation | 0% |
| Alternate Schwartzberg | 2.19 |
| Polsby Popper | 0.21 |
| Perimeter | 751.25 |
| Reock | 0.35 |
| NH_Wht | 609987 |
| % NH_Wht | 81.23% |
| AP_BlK | 74225 |
| % AP_BlK | 9.88% |
| AP_Ind | 15426 |
| % AP_Ind | 2.05% |
| AP_Asn | 16363 |
| % AP_Asn | 2.18% |
| AP_Hwn | 1905 |
| % AP_Hwn | 0.25% |
| AP_Oth | 28890 |
| % AP_Oth | 3.85% |
| Hispanic Origin | 33137 |
| % Hispanic Origin | 4.41% |
| 18+_Pop | 578800 |
| NH18+_Wht | 484322 |
| % NH18+_Wht | 83.68% |
| 18+_AP_BlK | 49920 |
| % 18+_AP_BlK | 8.62% |
| 18+_AP_Ind | 11645 |
| % 18+_AP_Ind | 2.01% |
| 18+_AP_Asn | 10633 |
| % 18+_AP_Asn | 1.84% |
| 18+_AP_Hwn | 1175 |
| % 18+_AP_Hwn | 0.2% |
| 18+_AP_Oth | 18461 |
| % 18+_AP_Oth | 3.19% |
| H18+_Pop | 20404 |
| % H18+_Pop | 3.53% |

District: 02



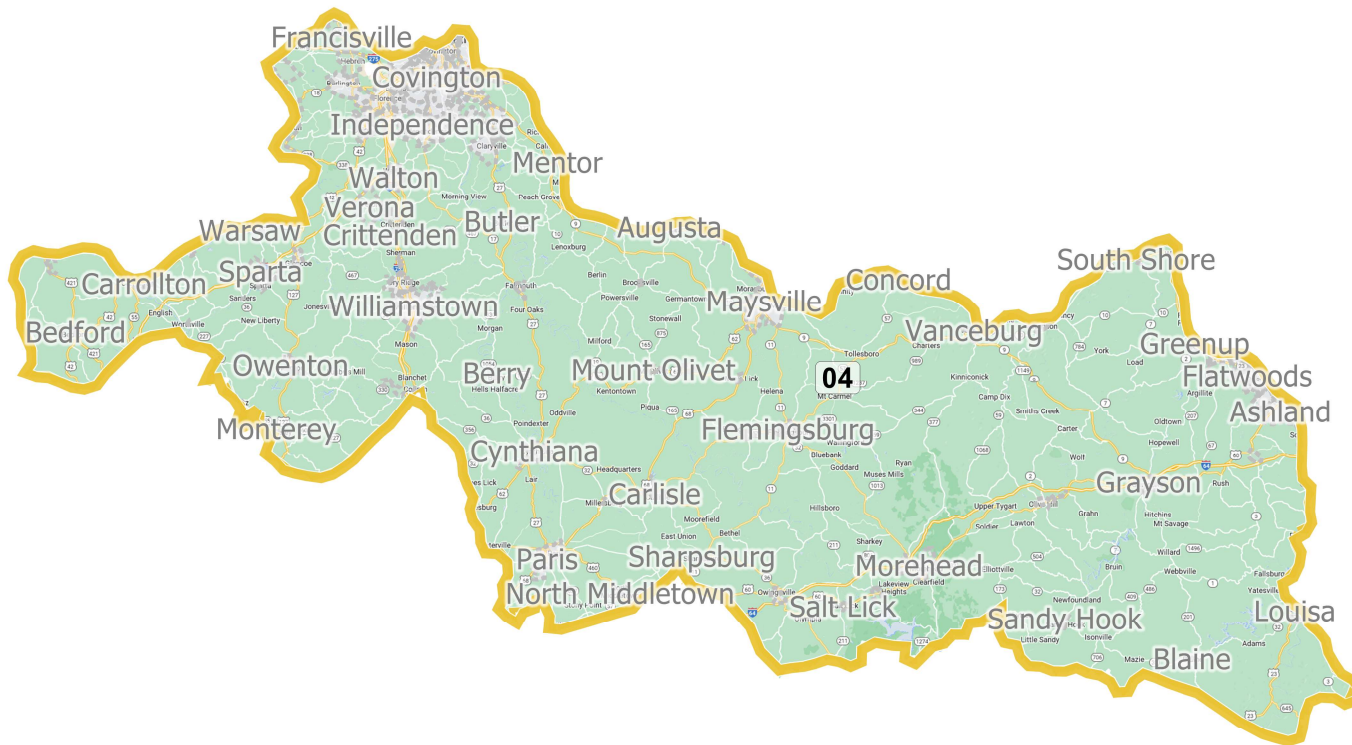
| Field | Value |
|------------------------|--------|
| District | 02 |
| Population | 750973 |
| Deviation | 0 |
| % Deviation | 0% |
| Alternate Schwartzberg | 2.28 |
| Polsby Popper | 0.19 |
| Perimeter | 845.31 |
| Reock | 0.44 |
| NH_Wht | 660253 |
| % NH_Wht | 87.92% |
| AP_Blk | 38253 |
| % AP_Blk | 5.09% |
| AP_Ind | 16292 |
| % AP_Ind | 2.17% |
| AP_Asn | 8632 |
| % AP_Asn | 1.15% |
| AP_Hwn | 1438 |
| % AP_Hwn | 0.19% |
| AP_Oth | 22328 |
| % AP_Oth | 2.97% |
| Hispanic Origin | 25299 |
| % Hispanic Origin | 3.37% |
| 18+_Pop | 574909 |
| NH18+_Wht | 513616 |
| % NH18+_Wht | 89.34% |
| 18+_AP_Blk | 25639 |
| % 18+_AP_Blk | 4.46% |
| 18+_AP_Ind | 12371 |
| % 18+_AP_Ind | 2.15% |
| 18+_AP_Asn | 5809 |
| % 18+_AP_Asn | 1.01% |
| 18+_AP_Hwn | 902 |
| % 18+_AP_Hwn | 0.16% |
| 18+_AP_Oth | 14303 |
| % 18+_AP_Oth | 2.49% |
| H18+_Pop | 15256 |
| % H18+_Pop | 2.65% |

District: 03



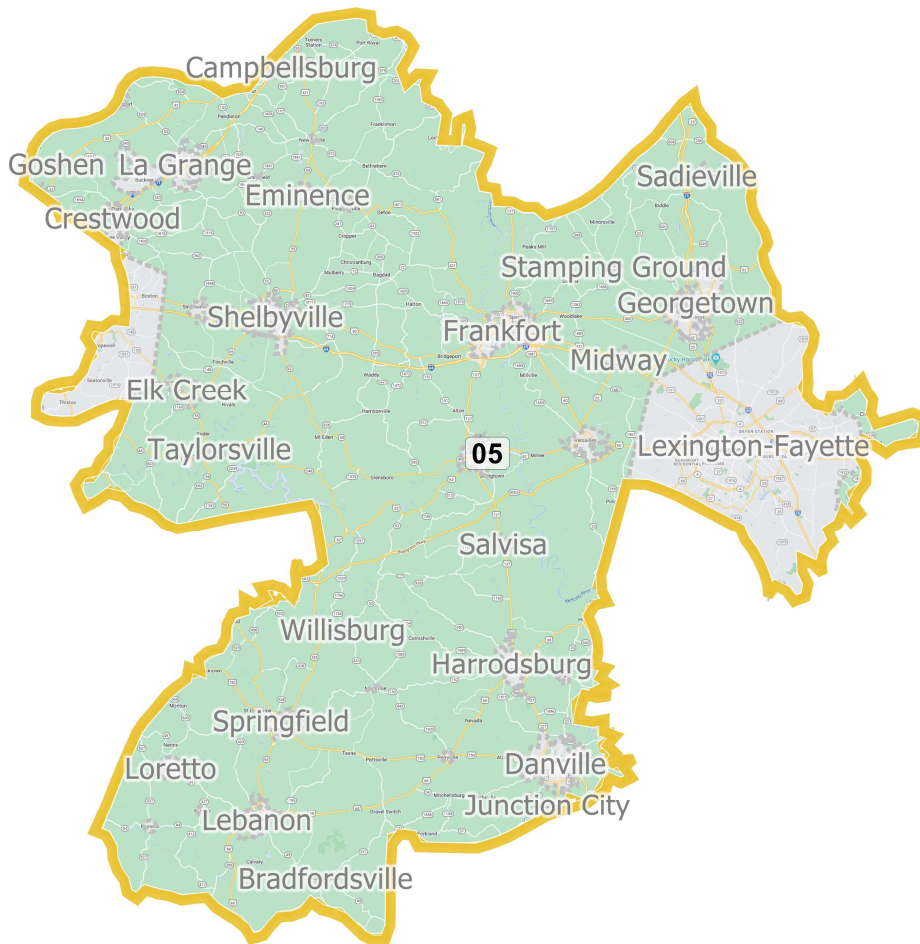
| Field | Value |
|------------------------|--------|
| District | 03 |
| Population | 750973 |
| Deviation | 0 |
| % Deviation | 0% |
| Alternate Schwartzberg | 1.8 |
| Polsby Popper | 0.31 |
| Perimeter | 642.06 |
| Reock | 0.53 |
| NH_Wht | 692083 |
| % NH_Wht | 92.16% |
| AP_BlK | 21648 |
| % AP_BlK | 2.88% |
| AP_Ind | 14096 |
| % AP_Ind | 1.88% |
| AP_Asn | 6636 |
| % AP_Asn | 0.88% |
| AP_Hwn | 1412 |
| % AP_Hwn | 0.19% |
| AP_Oth | 13363 |
| % AP_Oth | 1.78% |
| Hispanic Origin | 14585 |
| % Hispanic Origin | 1.94% |
| 18+_Pop | 584262 |
| NH18+_Wht | 542247 |
| % NH18+_Wht | 92.81% |
| 18+_AP_BlK | 14984 |
| % 18+_AP_BlK | 2.56% |
| 18+_AP_Ind | 11052 |
| % 18+_AP_Ind | 1.89% |
| 18+_AP_Asn | 4931 |
| % 18+_AP_Asn | 0.84% |
| 18+_AP_Hwn | 1187 |
| % 18+_AP_Hwn | 0.2% |
| 18+_AP_Oth | 8939 |
| % 18+_AP_Oth | 1.53% |
| H18+_Pop | 9422 |
| % H18+_Pop | 1.61% |

District: 04



| Field | Value |
|------------------------|--------|
| District | 04 |
| Population | 750973 |
| Deviation | 0 |
| % Deviation | 0% |
| Alternate Schwartzberg | 2.2 |
| Polsby Popper | 0.21 |
| Perimeter | 614.19 |
| Reock | 0.27 |
| NH_Wht | 663338 |
| % NH_Wht | 88.33% |
| AP_BlK | 32457 |
| % AP_BlK | 4.32% |
| AP_Ind | 15277 |
| % AP_Ind | 2.03% |
| AP_Asn | 10990 |
| % AP_Asn | 1.46% |
| AP_Hwn | 1304 |
| % AP_Hwn | 0.17% |
| AP_Oth | 24252 |
| % AP_Oth | 3.23% |
| Hispanic Origin | 25439 |
| % Hispanic Origin | 3.39% |
| 18+_Pop | 574684 |
| NH18+_Wht | 517581 |
| % NH18+_Wht | 90.06% |
| 18+_AP_BlK | 20143 |
| % 18+_AP_BlK | 3.51% |
| 18+_AP_Ind | 11231 |
| % 18+_AP_Ind | 1.95% |
| 18+_AP_Asn | 7485 |
| % 18+_AP_Asn | 1.3% |
| 18+_AP_Hwn | 839 |
| % 18+_AP_Hwn | 0.15% |
| 18+_AP_Oth | 15562 |
| % 18+_AP_Oth | 2.71% |
| H18+_Pop | 15388 |
| % H18+_Pop | 2.68% |

District: 05



| Field | Value |
|------------------------|--------|
| District | 05 |
| Population | 750971 |
| Deviation | -2 |
| % Deviation | -0% |
| Alternate Schwartzberg | 2.49 |
| Polsby Popper | 0.16 |
| Perimeter | 518.09 |
| Reock | 0.54 |
| NH_Wht | 574039 |
| % NH_Wht | 76.44% |
| AP_BlK | 85355 |
| % AP_BlK | 11.37% |
| AP_Ind | 15543 |
| % AP_Ind | 2.07% |
| AP_Asn | 24633 |
| % AP_Asn | 3.28% |
| AP_Hwn | 968 |
| % AP_Hwn | 0.13% |
| AP_Oth | 45986 |
| % AP_Oth | 6.12% |
| Hispanic Origin | 51595 |
| % Hispanic Origin | 6.87% |
| 18+_Pop | 581152 |
| NH18+_Wht | 460296 |
| % NH18+_Wht | 79.2% |
| 18+_AP_BlK | 58861 |
| % 18+_AP_BlK | 10.13% |
| 18+_AP_Ind | 11579 |
| % 18+_AP_Ind | 1.99% |
| 18+_AP_Asn | 17369 |
| % 18+_AP_Asn | 2.99% |
| 18+_AP_Hwn | 673 |
| % 18+_AP_Hwn | 0.12% |
| 18+_AP_Oth | 29781 |
| % 18+_AP_Oth | 5.12% |
| H18+_Pop | 32295 |
| % H18+_Pop | 5.56% |

District: 06



| Field | Value |
|------------------------|--------|
| District | 06 |
| Population | 750973 |
| Deviation | 0 |
| % Deviation | 0% |
| Alternate Schwartzberg | 1.63 |
| Polsby Popper | 0.37 |
| Perimeter | 103.99 |
| Reock | 0.39 |
| NH_Whit | 465064 |
| % NH_Whit | 61.93% |
| AP_Black | 184121 |
| % AP_Black | 24.52% |
| AP_Indian | 14572 |
| % AP_Indian | 1.94% |
| AP_Asn | 31509 |
| % AP_Asn | 4.2% |
| AP_Hwn | 1422 |
| % AP_Hwn | 0.19% |
| AP_Oth | 52908 |
| % AP_Oth | 7.05% |
| Hispanic Origin | 57799 |
| % Hispanic Origin | 7.7% |
| 18+_Pop | 590093 |
| NH18+_Whit | 387483 |
| % NH18+_Whit | 65.66% |
| 18+_AP_Black | 129644 |
| % 18+_AP_Black | 21.97% |
| 18+_AP_Indian | 11022 |
| % 18+_AP_Indian | 1.87% |
| 18+_AP_Asn | 22380 |
| % 18+_AP_Asn | 3.79% |
| 18+_AP_Hwn | 975 |
| % 18+_AP_Hwn | 0.17% |
| 18+_AP_Oth | 37679 |
| % 18+_AP_Oth | 6.39% |
| H18+_Pop | 40310 |
| % H18+_Pop | 6.83% |