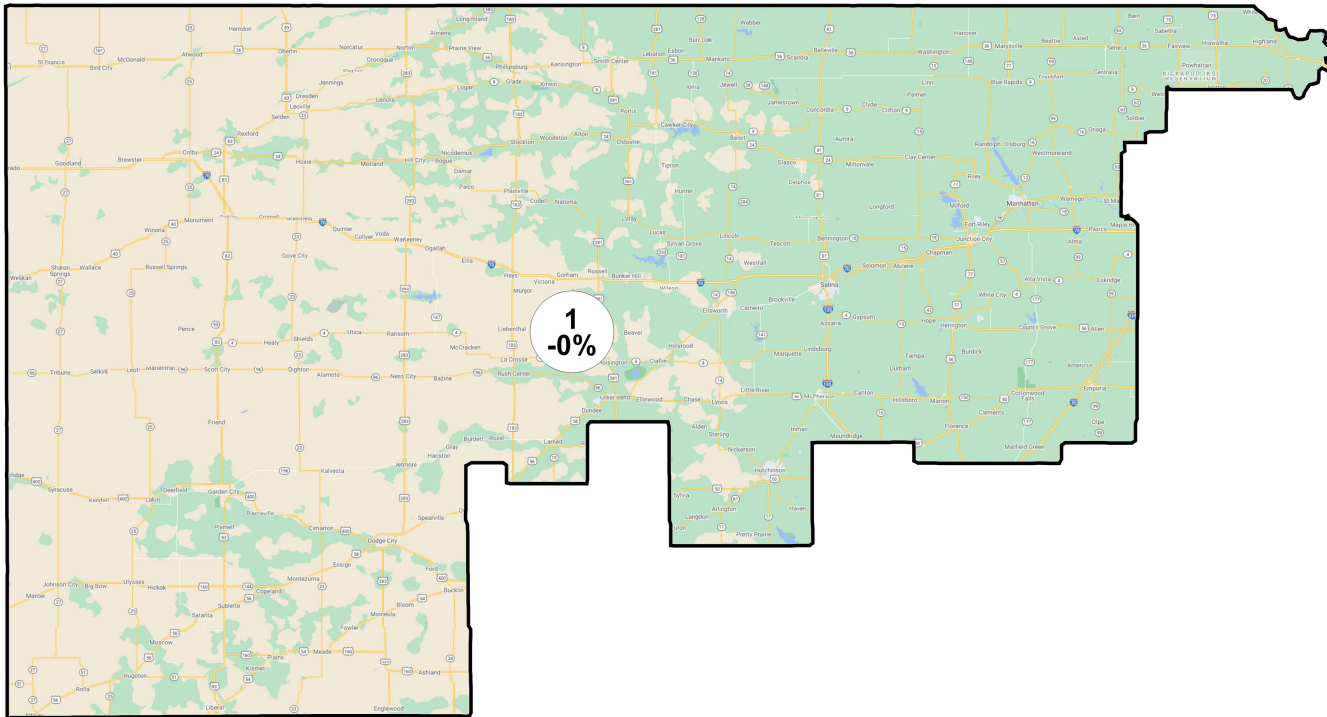
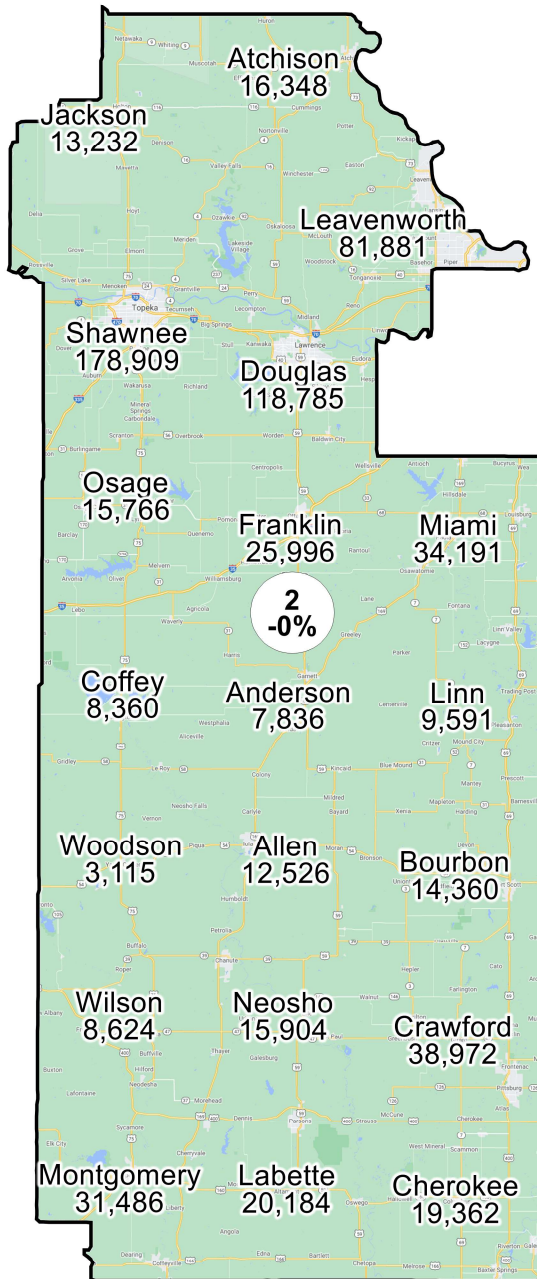


# District: 1



Field	Value
District	1
Population	734,469
Deviation	-1
% Deviation	-0%
% NH CVAP 19	91.0%
% NH White CVAP 19	84.9%
% NH Black CVAP 19	3.4%
% NH Asian CVAP 19	1.2%
% H CVAP 19	9.0%
% D 20_Pres	28.3%
% R 20_Pres	71.7%
ernate Schwartzberg	1.58
Polsby Popper	0.4
Perimeter	1,313.03
Reock	0.37
NH_Wht	544346
% NH_Wht	74.11%
AP_BlK	33154
% AP_BlK	4.51%
AP_Ind	22374
% AP_Ind	3.05%
AP_Asn	16260
% AP_Asn	2.21%
AP_Hwn	2495
% AP_Hwn	0.34%
AP_Oth	88754
% AP_Oth	12.08%
Hispanic Origin	121910
% Hispanic Origin	16.6%
18+_Pop	558766
NH18+_Wht	432464
% NH18+_Wht	77.4%
18+_AP_BlK	21945
% 18+_AP_BlK	3.93%
18+_AP_Ind	15564

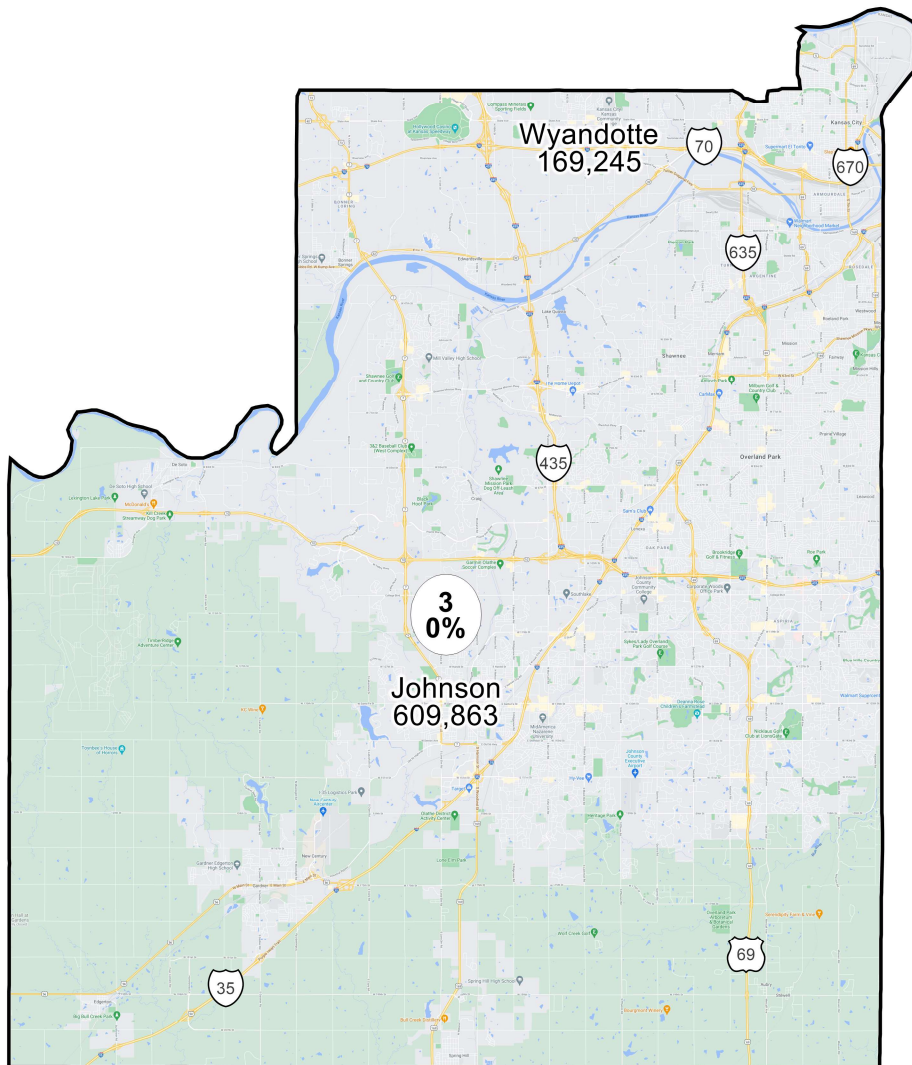
## District: 2



©2021 CALIPER; ©2020 HERE

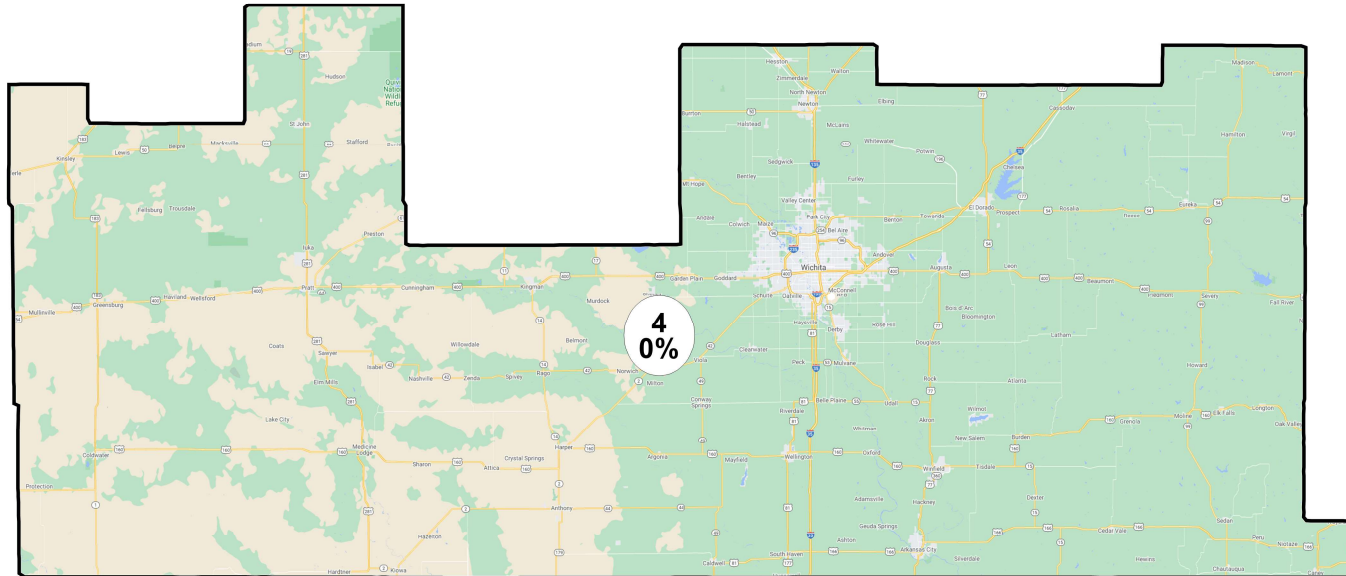
Field	Value
District	2
Population	734,469
Deviation	-1
% Deviation	-0%
% NH CVAP 19	95.0%
% NH White CVAP 19	84.1%
% NH Black CVAP 19	6.8%
% NH Asian CVAP 19	1.3%
% H CVAP 19	5.1%
% D 20_Pres	44.5%
% R 20_Pres	55.5%
ernate Schwartzberg	1.49
Polsby Popper	0.45
Perimeter	578.81
Reock	0.4
NH_Wht	561534
% NH_Wht	76.45%
AP_BlK	60853
% AP_BlK	8.29%
AP_Ind	36261
% AP_Ind	4.94%
AP_Asn	17872
% AP_Asn	2.43%
AP_Hwn	1781
% AP_Hwn	0.24%
AP_Oth	45539
% AP_Oth	6.2%
Hispanic Origin	61196
% Hispanic Origin	8.33%
18+_Pop	565202
NH18+_Wht	447539
% NH18+_Wht	79.18%
18+_AP_BlK	40992
% 18+_AP_BlK	7.25%
18+_AP_Ind	25527
% 18+_AP_Ind	4.52%
18+_AP_Asn	12730
% 18+_AP_Asn	2.25%
18+_AP_Hwn	1156
% 18+_AP_Hwn	0.2%

# District: 3



Field	Value
District	3
Population	734,471
Deviation	1
% Deviation	0%
% NH CVAP 19	93.9%
% NH White CVAP 19	81.7%
% NH Black CVAP 19	7.4%
% NH Asian CVAP 19	3.6%
% H CVAP 19	6.0%
% D 20_Pres	55.4%
% R 20_Pres	44.6%
ernate Schwartzberg	1.31
Polsby Popper	0.59
Perimeter	111.59
Reock	0.51
NH_Wht	505438
% NH_Wht	68.82%
AP_BlK	63479
% AP_BlK	8.64%
AP_Ind	19347
% AP_Ind	2.63%
AP_Asn	46540
% AP_Asn	6.34%
AP_Hwn	1594
% AP_Hwn	0.22%
AP_Oth	83120
% AP_Oth	11.32%
Hispanic Origin	100545
% Hispanic Origin	13.69%
18+_Pop	552845
NH18+_Wht	399298
% NH18+_Wht	72.23%
18+_AP_BlK	42553
% 18+_AP_BlK	7.7%
18+_AP_Ind	13786
% 18+_AP_Ind	2.49%
18+_AP_Asn	32220
% 18+_AP_Asn	5.83%
18+_AP_Hwn	969
% 18+_AP_Hwn	0.18%

## District: 4



Field	Value
District	4
Population	734,471
Deviation	1
% Deviation	0%
% NH CVAP 19	92.5%
% NH White CVAP 19	80.3%
% NH Black CVAP 19	6.9%
% NH Asian CVAP 19	2.9%
% H CVAP 19	7.6%
% D 20_Pres	38.8%
% R 20_Pres	61.2%
ernate Schwartzberg	1.59
Polsby Popper	0.4
Perimeter	674.31
Reock	0.38
NH_Wht	511257
% NH_Wht	69.61%
AP_BlK	65789
% AP_BlK	8.96%
AP_Ind	33323
% AP_Ind	4.54%
AP_Asn	31523
% AP_Asn	4.29%
AP_Hwn	2020
% AP_Hwn	0.28%
AP_Oth	72230
% AP_Oth	9.83%
Hispanic Origin	98952
% Hispanic Origin	13.47%
18+_Pop	552503
NH18+_Wht	404681
% NH18+_Wht	73.25%
18+_AP_BlK	42683
% 18+_AP_BlK	7.73%
18+_AP_Ind	23020