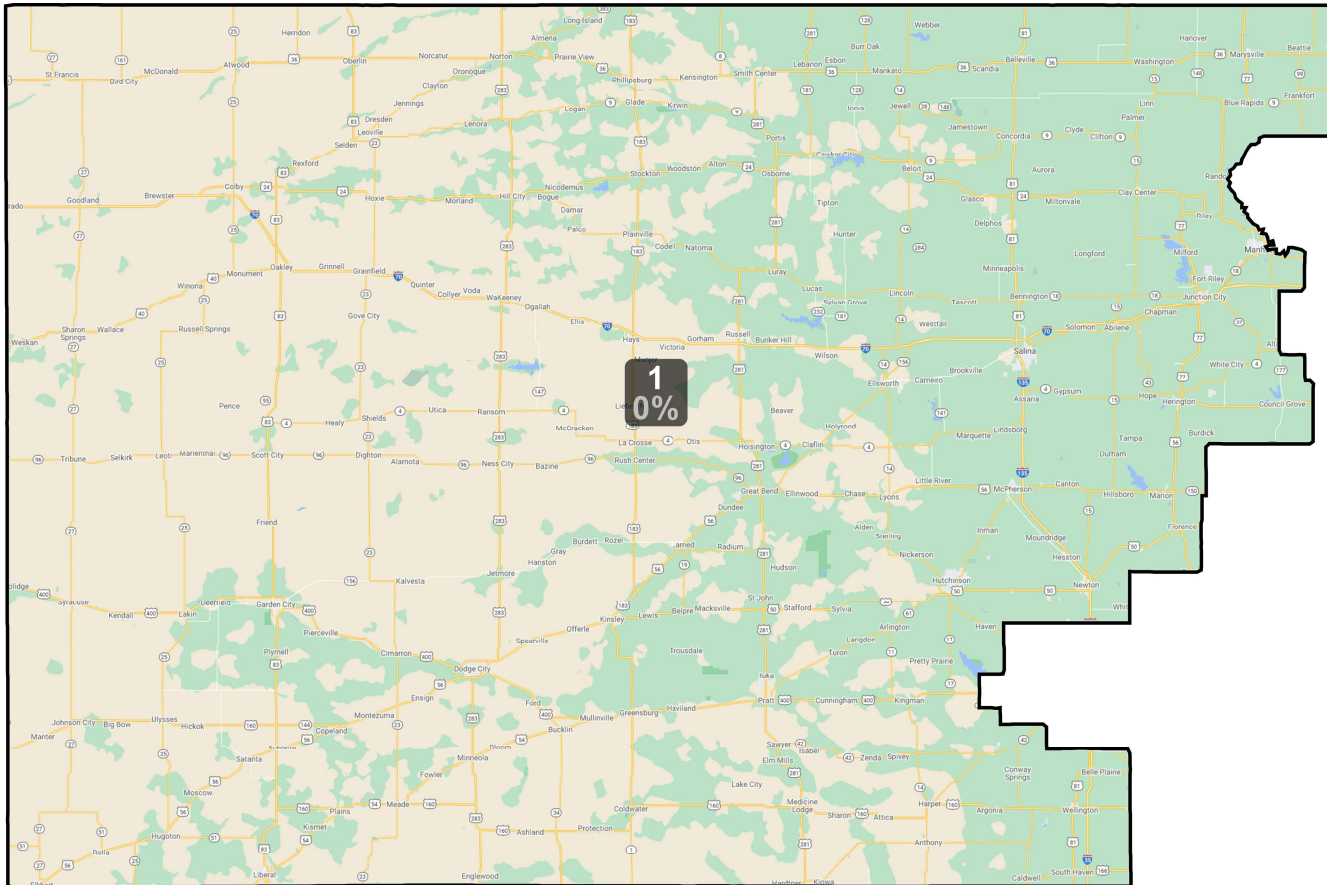
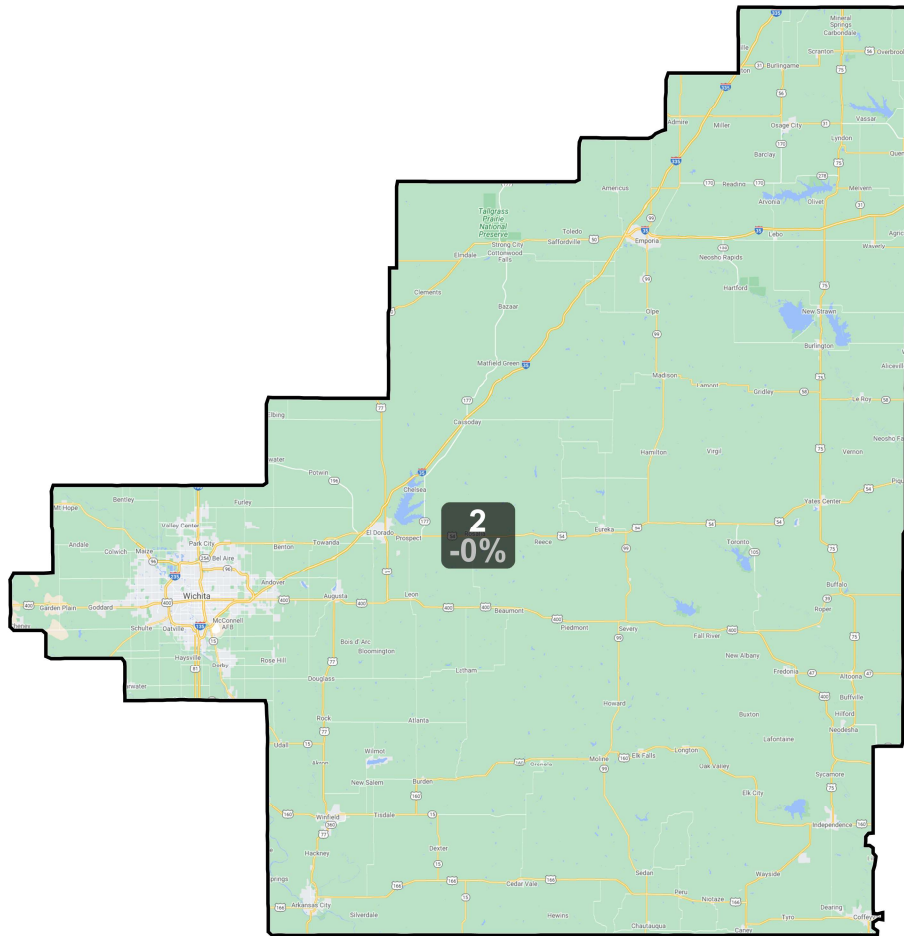


District: 1



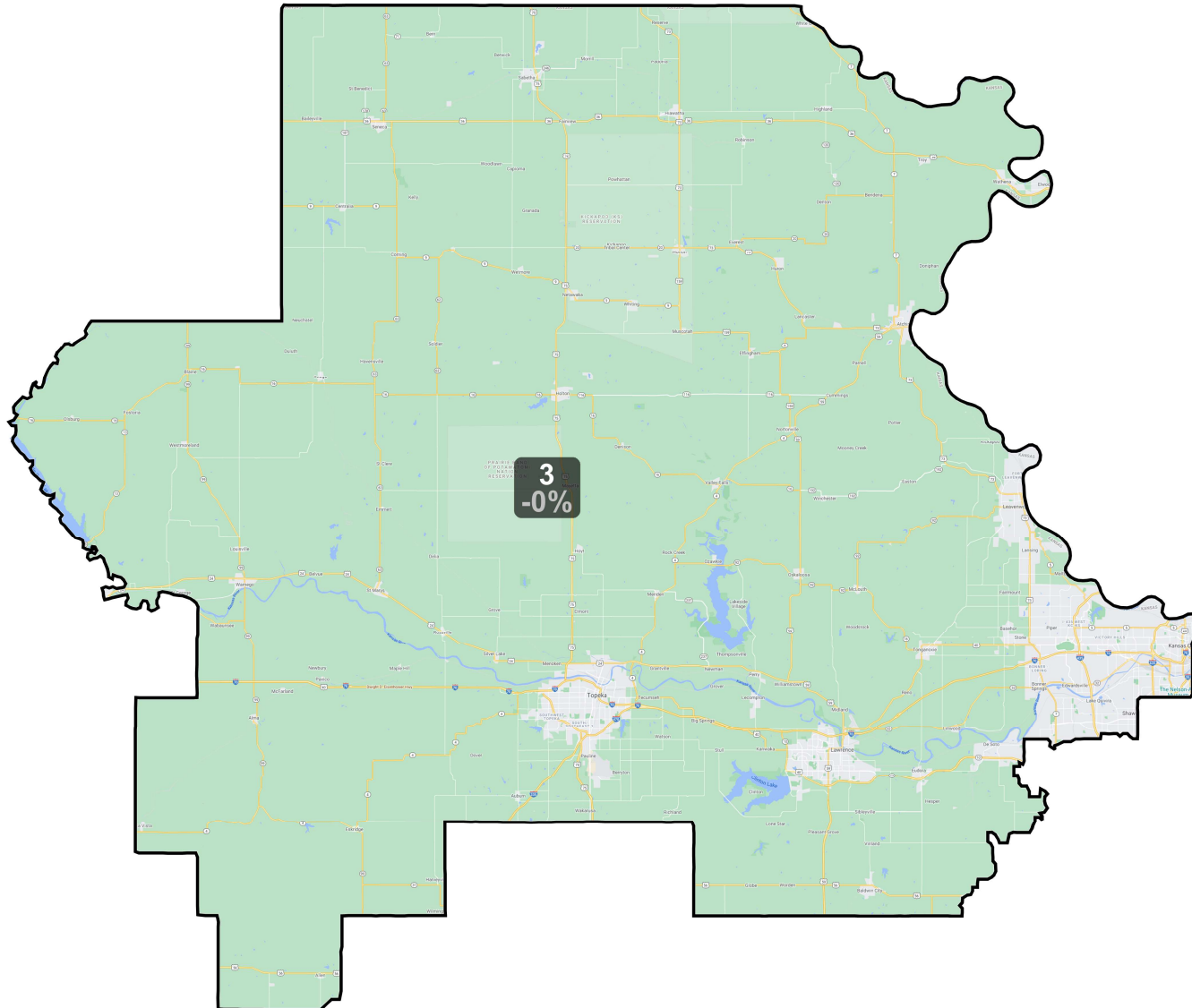
Field	Value
District	1
Population	734471
Deviation	1
% Deviation	0%
% D 20_Pres	28.0%
% R 20_Pres	72.0%
% NH CVAP 19	91.1%
% NH White CVAP 19	85.2%
% NH Black CVAP 19	3.2%
% NH Asian CVAP 19	1.2%
% H CVAP 19	8.9%
ernate Schwartzberg	1.38
Polsby Popper	0.53
Perimeter	1,180.6
Reock	0.52
NH_Wht	547214
% NH_Wht	74.5%
AP_BlK	32856
% AP_BlK	4.47%
AP_Ind	22078
% AP_Ind	3.01%
AP_Asn	15596
% AP_Asn	2.12%
AP_Hwn	2464
% AP_Hwn	0.34%
AP_Oth	86938
% AP_Oth	11.84%
Hispanic Origin	120098
% Hispanic Origin	16.35%
18+_Pop	559843
NH18+_Wht	435674
% NH18+_Wht	77.82%
18+_AP_BlK	21652
% 18+_AP_BlK	3.87%
18+_AP_Ind	15461

District: 2



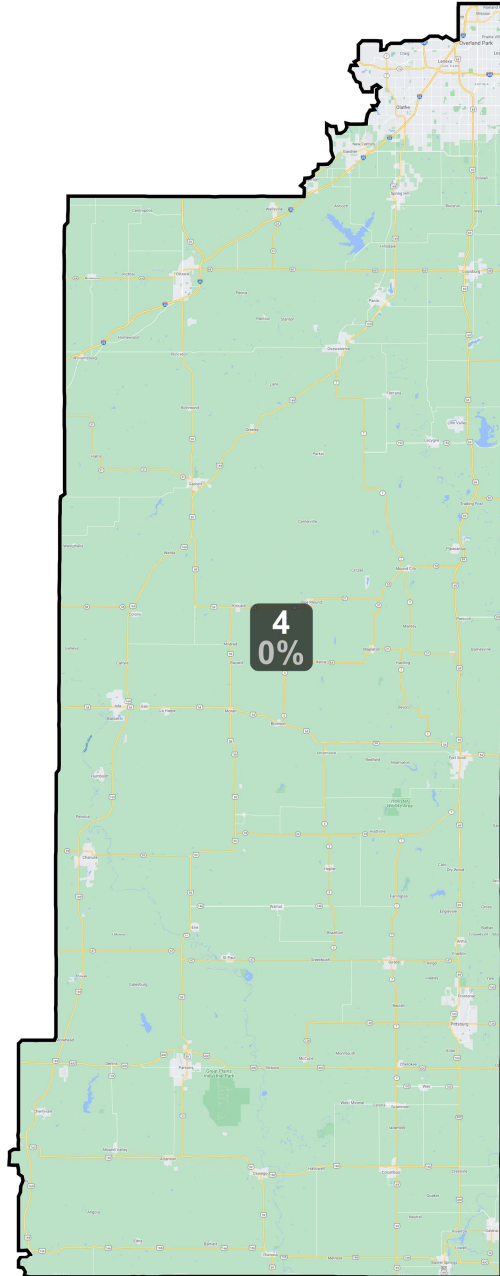
Field	Value
District	2
Population	734469
Deviation	-1
% Deviation	-0%
% D 20_Pres	39.5%
% R 20_Pres	60.5%
% NH CVAP 19	92.4%
% NH White CVAP 19	79.7%
% NH Black CVAP 19	7.2%
% NH Asian CVAP 19	2.9%
% H CVAP 19	7.6%
ernate Schwartzberg	1.43
Polsby Popper	0.49
Perimeter	518.36
Reock	0.52
NH_Wht	505969
% NH_Wht	68.89%
AP_BlK	67182
% AP_BlK	9.15%
AP_Ind	34584
% AP_Ind	4.71%
AP_Asn	32013
% AP_Asn	4.36%
AP_Hwn	2026
% AP_Hwn	0.28%
AP_Oth	74637
% AP_Oth	10.16%
Hispanic Origin	101310
% Hispanic Origin	13.79%
18+_Pop	553463
NH18+_Wht	401605
% NH18+_Wht	72.56%
18+_AP_BlK	43718
% 18+_AP_BlK	7.9%
18+_AP_Ind	23950
% 18+_AP_Ind	4.33%
18+_AP_Asn	22849
% 18+_AP_Asn	4.13%
18+_AP_Hwn	1283
% 18+_AP_Hwn	0.23%

District: 3



Field	Value
District	3
Population	734469
Deviation	-1
% Deviation	-0%
% D 20_Pres	51.8%
% R 20_Pres	48.2%
% NH CVAP 19	92.9%
% NH White CVAP 19	78.3%
% NH Black CVAP 19	10.2%
% NH Asian CVAP 19	2.0%
% H CVAP 19	7.1%
ernate Schwartzberg	1.73
Polsby Popper	0.33
Perimeter	509.98
Reock	0.64
NH_Wht	495023
% NH_Wht	67.4%
AP_BlK	83975
% AP_BlK	11.43%
AP_Ind	31674
% AP_Ind	4.31%
AP_Asn	24817
% AP_Asn	3.38%
AP_Hwn	1947
% AP_Hwn	0.27%
AP_Oth	80459
% AP_Oth	10.95%
Hispanic Origin	105351
% Hispanic Origin	14.34%
18+_Pop	558534
NH18+_Wht	396386
% NH18+_Wht	70.97%
18+_AP_BlK	57523
% 18+_AP_BlK	10.3%
18+_AP_Ind	22321

District: 4



Field	Value
District	4
Population	734471
Deviation	1
% Deviation	0%
% D 20_Pres	48.6%
% R 20_Pres	51.4%
% NH CVAP 19	96.1%
% NH White CVAP 19	87.8%
% NH Black CVAP 19	3.8%
% NH Asian CVAP 19	2.9%
% H CVAP 19	3.9%
ernate Schwartzberg	1.48
Polsby Popper	0.46
Perimeter	417.49
Reock	0.36
NH_Wht	574369
% NH_Wht	78.2%
AP_BlK	39262
% AP_BlK	5.35%
AP_Ind	22969
% AP_Ind	3.13%
AP_Asn	39769
% AP_Asn	5.41%
AP_Hwn	1453
% AP_Hwn	0.2%
AP_Oth	47609
% AP_Oth	6.48%
Hispanic Origin	55844
% Hispanic Origin	7.6%
18+_Pop	557476
NH18+_Wht	450317
% NH18+_Wht	80.78%
18+_AP_BlK	25280
% 18+_AP_BlK	4.53%
18+_AP_Ind	16165
% 18+_AP_Ind	2.9%
18+_AP_Asn	27663
% 18+_AP_Asn	4.96%
18+_AP_Hwn	896
% 18+_AP_Hwn	0.16%