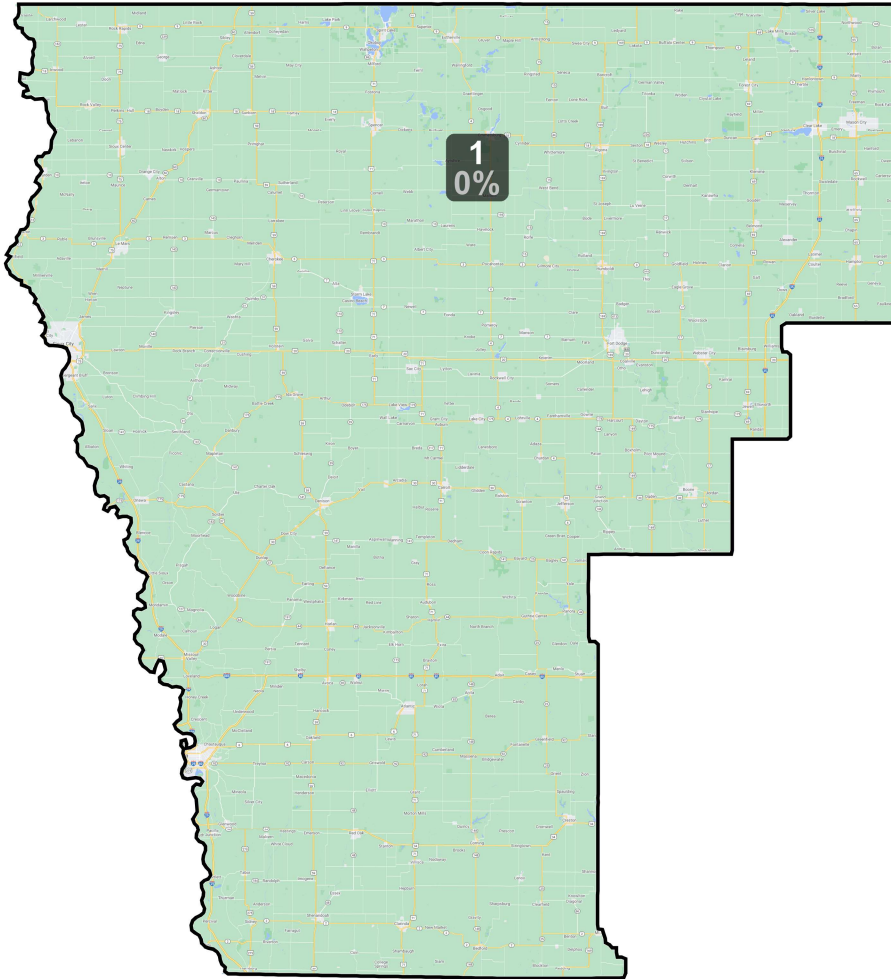
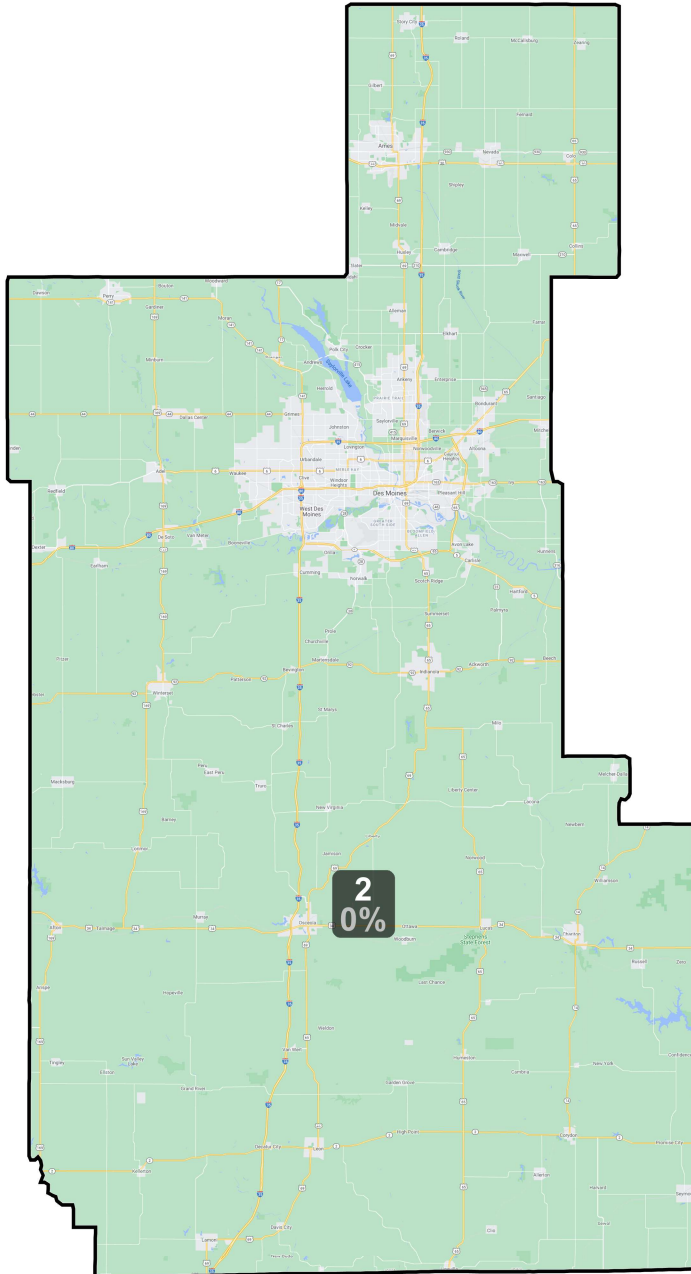


District: 1



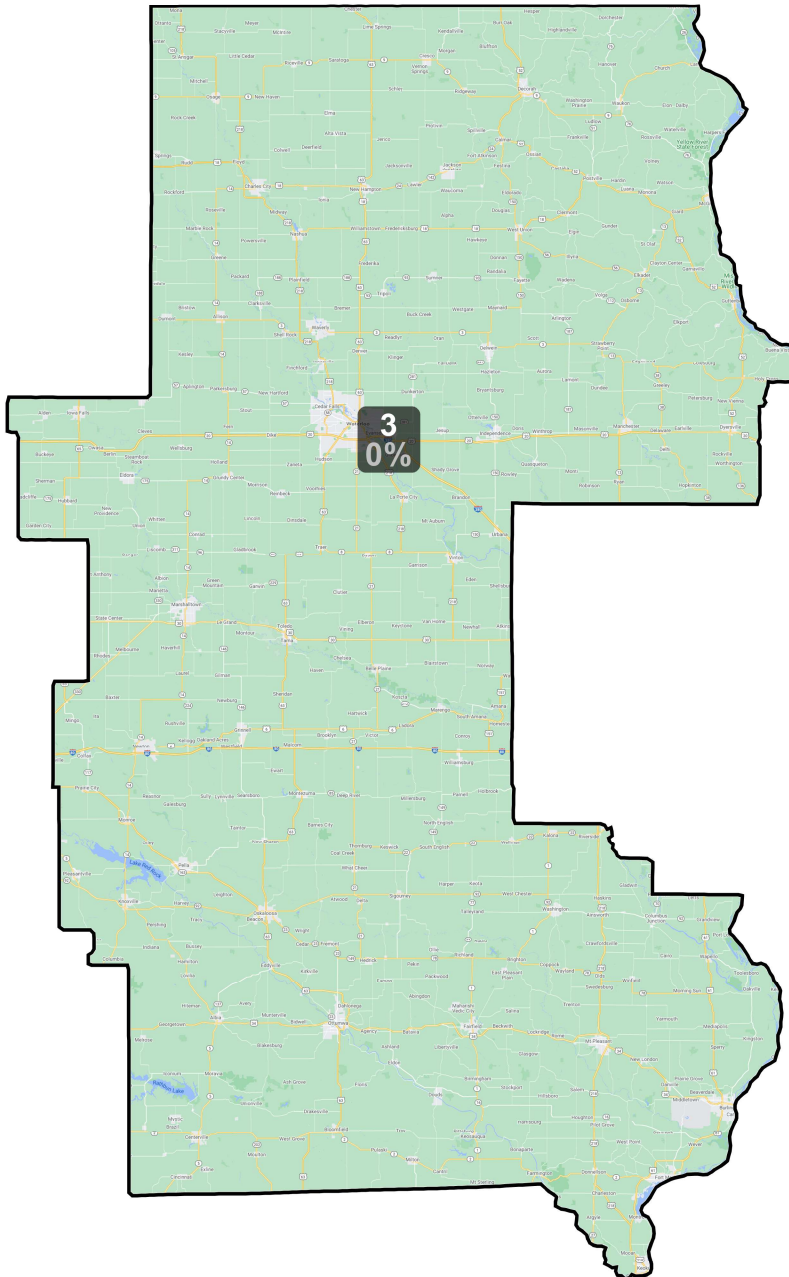
Field	Value
District	1
Population	797592
Deviation	0
% Deviation	0%
% R 20_Pres	66.5%
% 20_Pres	51.0%
% NH White CVAP 19	92.8%
% NH Black CVAP 19	1.5%
% NH Asian CVAP 19	1.0%
% H CVAP 19	3.9%
ernate Schwartzberg	1.55
Polsby Popper	0.42
Perimeter	885.18
Reock	0.53
NH_Wht	677915
% NH_Wht	85%
AP_BlK	21662
% AP_BlK	2.72%
AP_Ind	15519
% AP_Ind	1.95%
AP_Asn	12495
% AP_Asn	1.57%
AP_Hwn	2741
% AP_Hwn	0.34%
AP_Oth	54388
% AP_Oth	6.82%
Hispanic Origin	67562
% Hispanic Origin	8.47%
18+_Pop	610223
NH18+_Wht	535456
% NH18+_Wht	87.75%
18+_AP_BlK	12521
% 18+_AP_BlK	2.05%
18+_AP_Ind	10339
% 18+_AP_Ind	1.69%
18+_AP_Asn	8478
% 18+_AP_Asn	1.39%
18+_AP_Hwn	1671
% 18+_AP_Hwn	0.27%
18+_AP_Oth	34651

District: 2



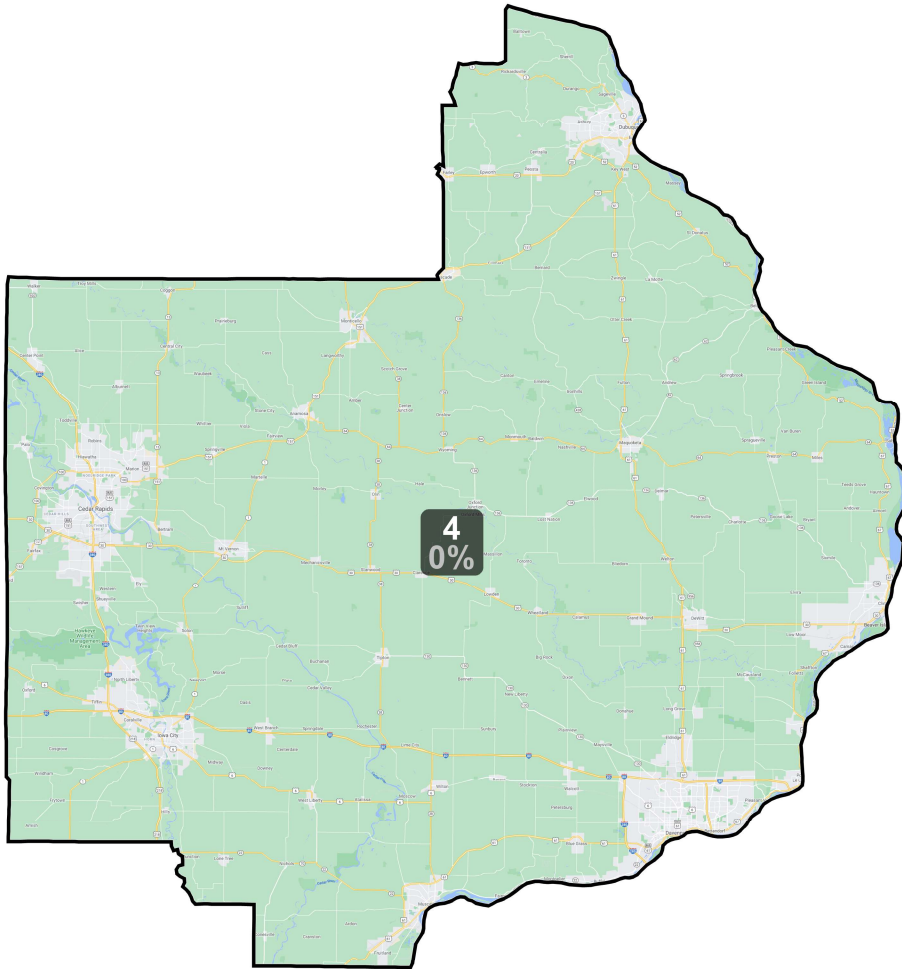
Field	Value
District	2
Population	797592
Deviation	0
% Deviation	0%
% R 20_Pres	46.3%
% 20_Pres	52.2%
% NH White CVAP 19	88.5%
% NH Black CVAP 19	4.3%
% NH Asian CVAP 19	2.7%
% H CVAP 19	3.8%
ernate Schwartzberg	1.41
Polsby Popper	0.5
Perimeter	364.34
Reock	0.45
NH_Wht	621754
% NH_Wht	77.95%
AP_BlK	53065
% AP_BlK	6.65%
AP_Ind	13050
% AP_Ind	1.64%
AP_Asn	43967
% AP_Asn	5.51%
AP_Hwn	2560
% AP_Hwn	0.32%
AP_Oth	53501
% AP_Oth	6.71%
Hispanic Origin	63693
% Hispanic Origin	7.99%
18+_Pop	605925
NH18+_Wht	490926
% NH18+_Wht	81.02%
18+_AP_BlK	32300
% 18+_AP_BlK	5.33%
18+_AP_Ind	9206
% 18+_AP_Ind	1.52%
18+_AP_Asn	30823
% 18+_AP_Asn	5.09%
18+_AP_Hwn	2061
% 18+_AP_Hwn	0.34%
18+_AP_Oth	35251

District: 3



Field	Value
District	3
Population	797593
Deviation	1
% Deviation	0%
% R 20_Pres	59.8%
% 20_Pres	51.7%
% NH White CVAP 19	93.0%
% NH Black CVAP 19	2.8%
% NH Asian CVAP 19	0.8%
% H CVAP 19	2.5%
ernate Schwartzberg	1.62
Polsby Popper	0.38
Perimeter	802.1
Reock	0.47
NH_Wht	693009
% NH_Wht	86.89%
AP_Blak	33071
% AP_Blak	4.15%
AP_Ind	13981
% AP_Ind	1.75%
AP_Asn	13794
% AP_Asn	1.73%
AP_Hwn	2444
% AP_Hwn	0.31%
AP_Oth	33848
% AP_Oth	4.24%
Hispanic Origin	40247
% Hispanic Origin	5.05%
18+_Pop	615832
NH18+_Wht	548953
% NH18+_Wht	89.14%
18+_AP_Blak	20249
% 18+_AP_Blak	3.29%
18+_AP_Ind	9723
% 18+_AP_Ind	1.58%
18+_AP_Asn	9357
% 18+_AP_Asn	1.52%
18+_AP_Hwn	1416
% 18+_AP_Hwn	0.23%
18+_AP_Oth	21904

District: 4



Field	Value
District	4
Population	797592
Deviation	0
% Deviation	0%
% R 20_Pres	44.5%
% 20_Pres	52.8%
% NH White CVAP 19	89.7%
% NH Black CVAP 19	4.4%
% NH Asian CVAP 19	1.7%
% H CVAP 19	3.4%
ernate Schwartzberg	1.32
Polsby Popper	0.57
Perimeter	339.11
Reock	0.68
NH_Wht	645523
% NH_Wht	80.93%
AP_BlK	65190
% AP_BlK	8.17%
AP_Ind	13408
% AP_Ind	1.68%
AP_Asn	26605
% AP_Asn	3.34%
AP_Hwn	2328
% AP_Hwn	0.29%
AP_Oth	35882
% AP_Oth	4.5%
Hispanic Origin	44484
% Hispanic Origin	5.58%
18+_Pop	618123
NH18+_Wht	518434
% NH18+_Wht	83.87%
18+_AP_BlK	39066
% 18+_AP_BlK	6.32%
18+_AP_Ind	9449
% 18+_AP_Ind	1.53%
18+_AP_Asn	19292
% 18+_AP_Asn	3.12%
18+_AP_Hwn	1480
% 18+_AP_Hwn	0.24%
18+_AP_Oth	24576