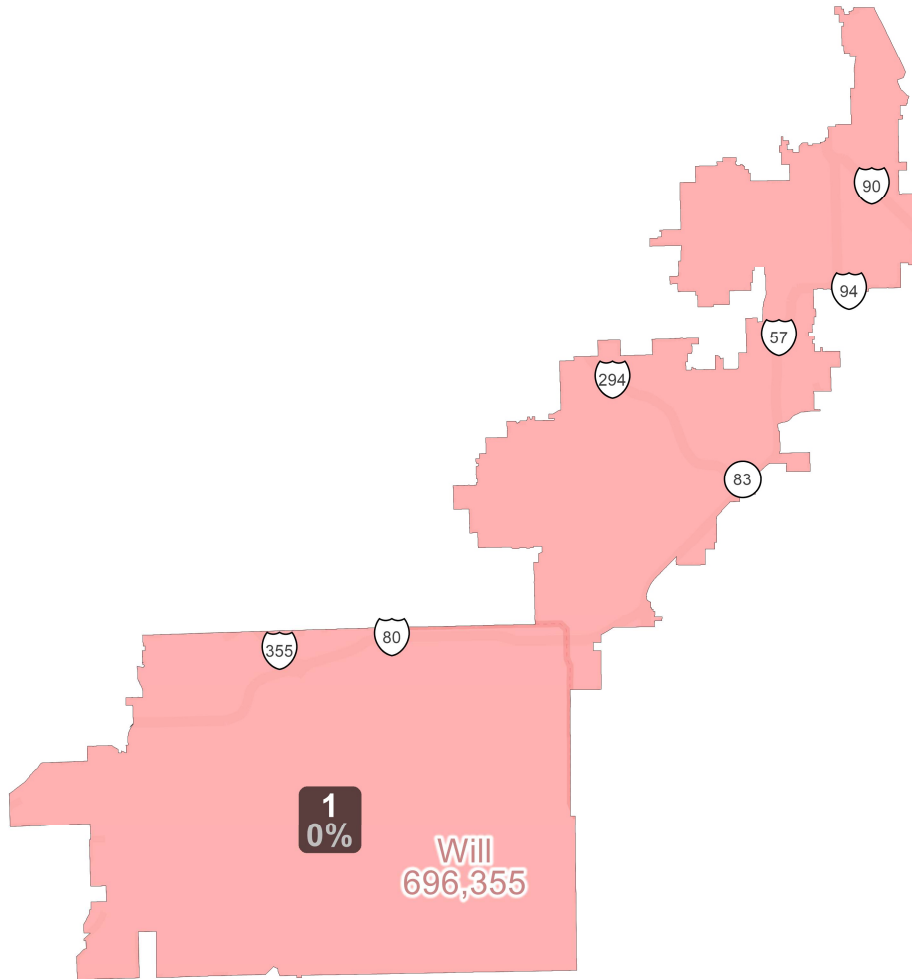
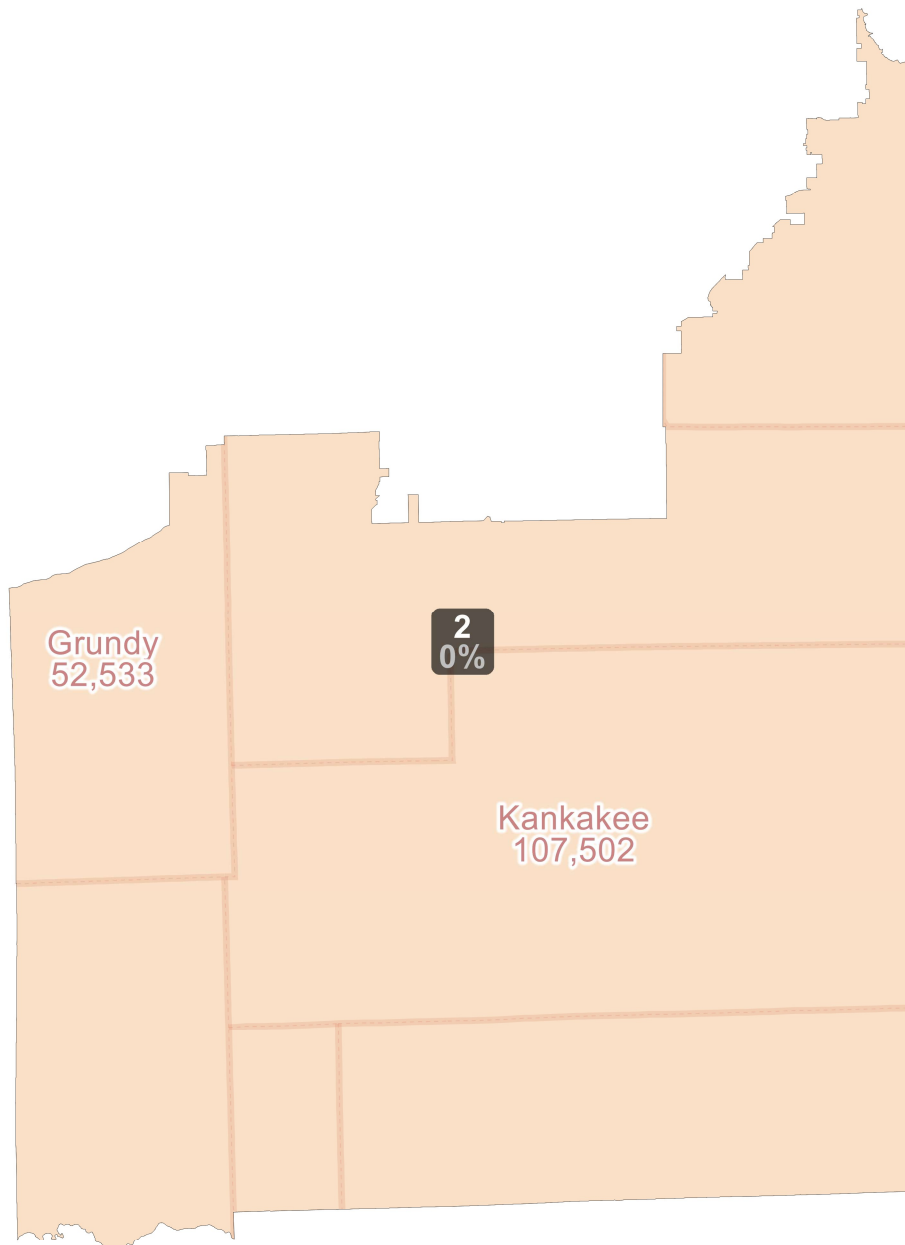


District: 1



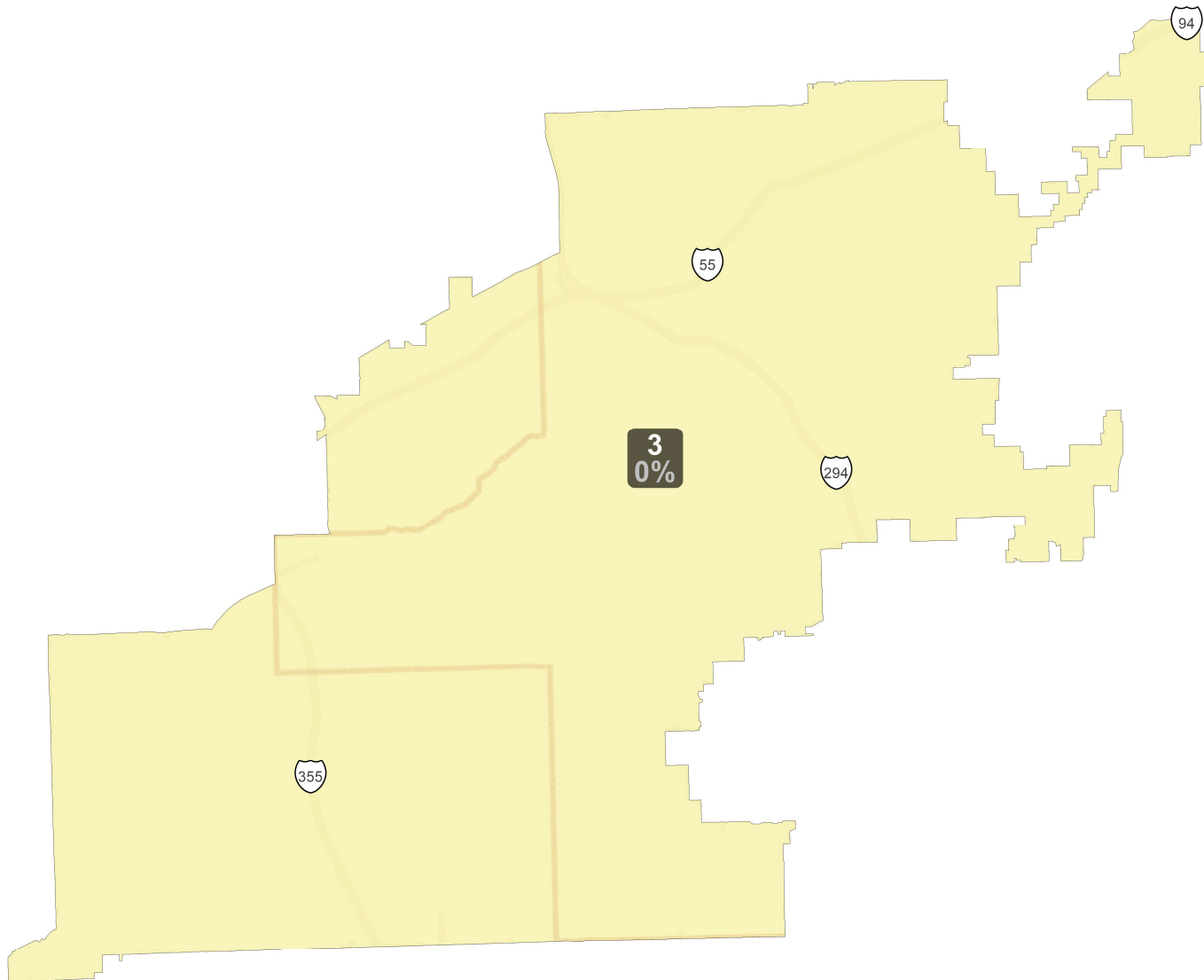
Field	Value
District	1
Population	753677
Deviation	0
% Deviation	0%
% D 20_Pres	74.4%
% R 20_Pres	25.6%
% NH CVAP 19	92.7%
% NH White CVAP 19	38.0%
% NH Black CVAP 19	52.4%
% NH Asian CVAP 19	1.6%
% H CVAP 19	7.3%
ernate Schwartzberg	2.74
Polsby Popper	0.13
Perimeter	162.84
Reock	0.22
NH_Wht	251527
% NH_Wht	33.37%
AP_BlK	383411
% AP_BlK	50.87%
AP_Ind	11922
% AP_Ind	1.58%
AP_Asn	21111
% AP_Asn	2.8%
AP_Hwn	774
% AP_Hwn	0.1%
AP_Oth	78616
% AP_Oth	10.43%
Hispanic Origin	96682
% Hispanic Origin	12.83%
18+_Pop	589435
NH18+_Wht	205645
% NH18+_Wht	34.89%
18+_AP_BlK	300029
% 18+_AP_BlK	50.9%
18+_AP_Ind	8731
% 18+_AP_Ind	1.48%
18+_AP_Asn	16698
% 18+_AP_Asn	2.83%
18+_AP_Hwn	561
% 18+_AP_Hwn	0.1%

District: 2



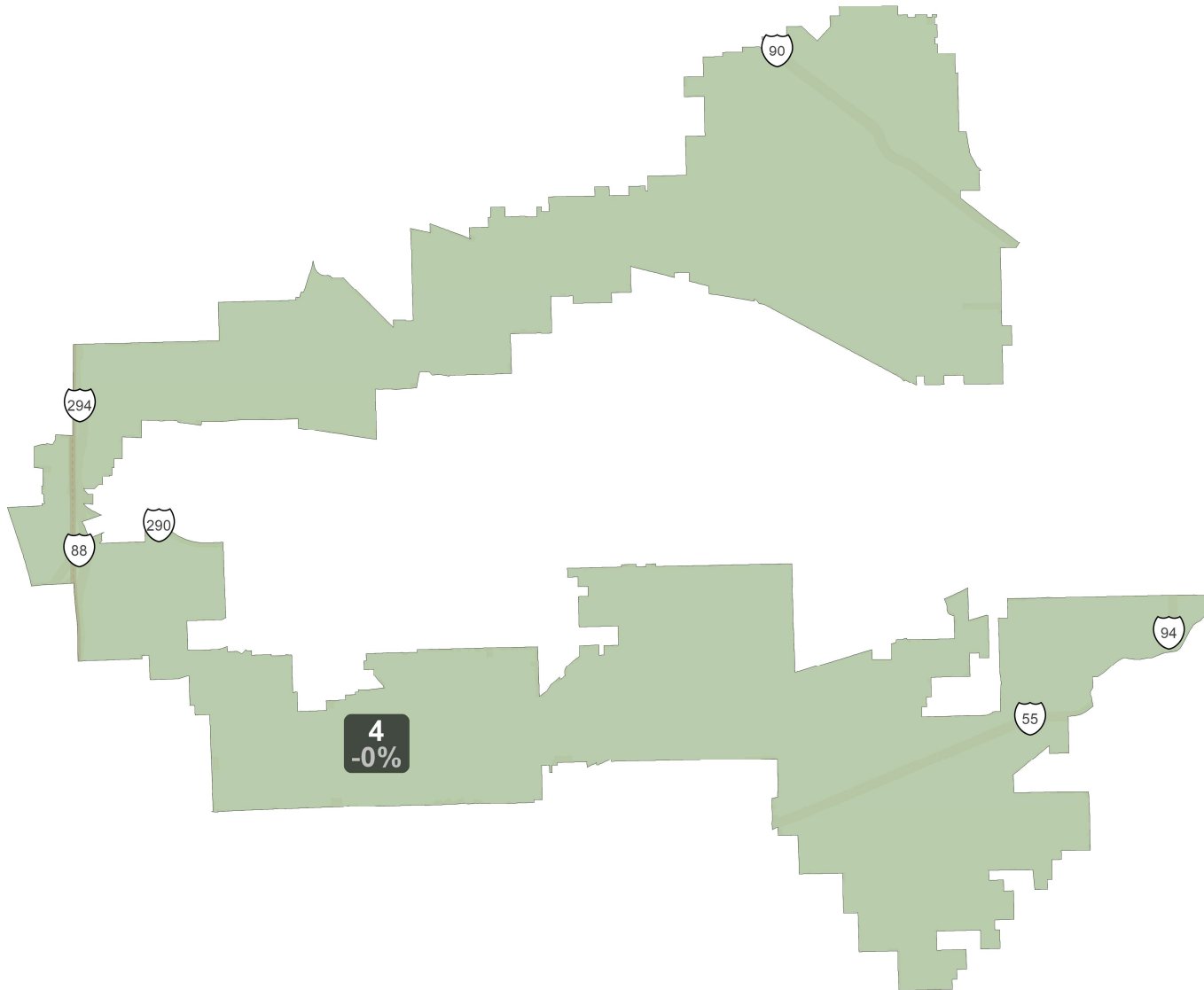
Field	Value
District	2
Population	753677
Deviation	0
% Deviation	0%
% D 20_Pres	73.3%
% R 20_Pres	26.7%
% NH CVAP 19	91.0%
% NH White CVAP 19	36.8%
% NH Black CVAP 19	52.7%
% NH Asian CVAP 19	0.8%
% H CVAP 19	9.0%
ernate Schwartzberg	1.59
Polsby Popper	0.4
Perimeter	259.36
Reock	0.41
NH_Wht	227304
% NH_Wht	30.16%
AP_BlK	404673
% AP_BlK	53.69%
AP_Ind	14131
% AP_Ind	1.87%
AP_Asn	8493
% AP_Asn	1.13%
AP_Hwn	813
% AP_Hwn	0.11%
AP_Oth	90897
% AP_Oth	12.06%
Hispanic Origin	111056
% Hispanic Origin	14.74%
18+_Pop	580268
NH18+_Wht	189896
% NH18+_Wht	32.73%
18+_AP_BlK	305893
% 18+_AP_BlK	52.72%
18+_AP_Ind	10287
% 18+_AP_Ind	1.77%
18+_AP_Asn	6172
% 18+_AP_Asn	1.06%
18+_AP_Hwn	601
% 18+_AP_Hwn	0.1%

District: 3



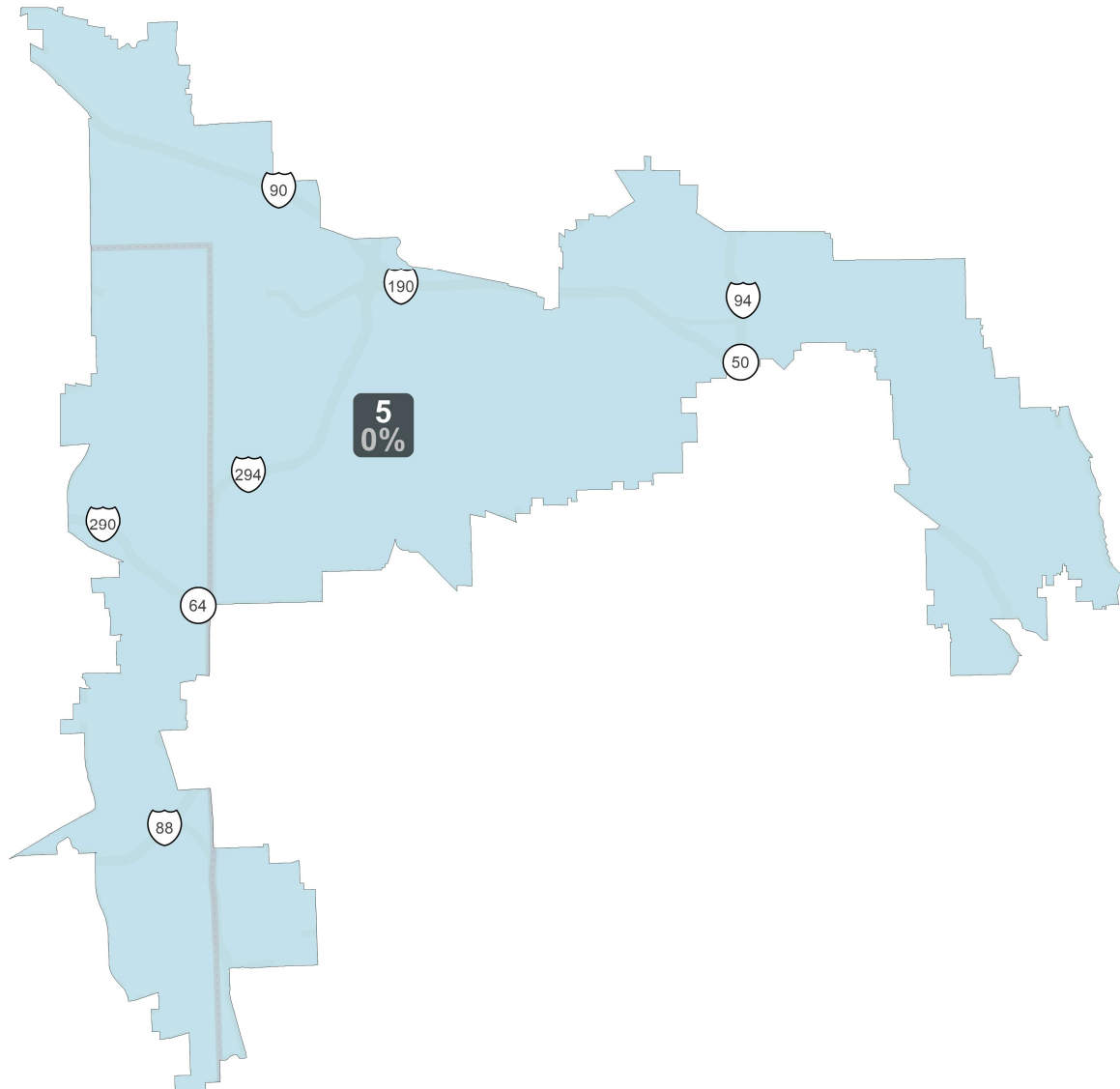
Field	Value
District	3
Population	753677
Deviation	0
% Deviation	0%
% D 20_Pres	56.1%
% R 20_Pres	43.9%
% NH CVAP 19	76.9%
% NH White CVAP 19	65.7%
% NH Black CVAP 19	6.3%
% NH Asian CVAP 19	4.5%
% H CVAP 19	23.1%
ernate Schwartzberg	2.28
Polsby Popper	0.19
Perimeter	129.36
Reock	0.29
NH_Wht	414787
% NH_Wht	55.04%
AP_BlK	43516
% AP_BlK	5.77%
AP_Ind	19977
% AP_Ind	2.65%
AP_Asn	42282
% AP_Asn	5.61%
AP_Hwn	742
% AP_Hwn	0.1%
AP_Oth	199628
% AP_Oth	26.49%
Hispanic Origin	248942
% Hispanic Origin	33.03%
18+_Pop	581633
NH18+_Wht	339008
% NH18+_Wht	58.29%
18+_AP_BlK	31899
% 18+_AP_BlK	5.48%
18+_AP_Ind	14557

District: 4



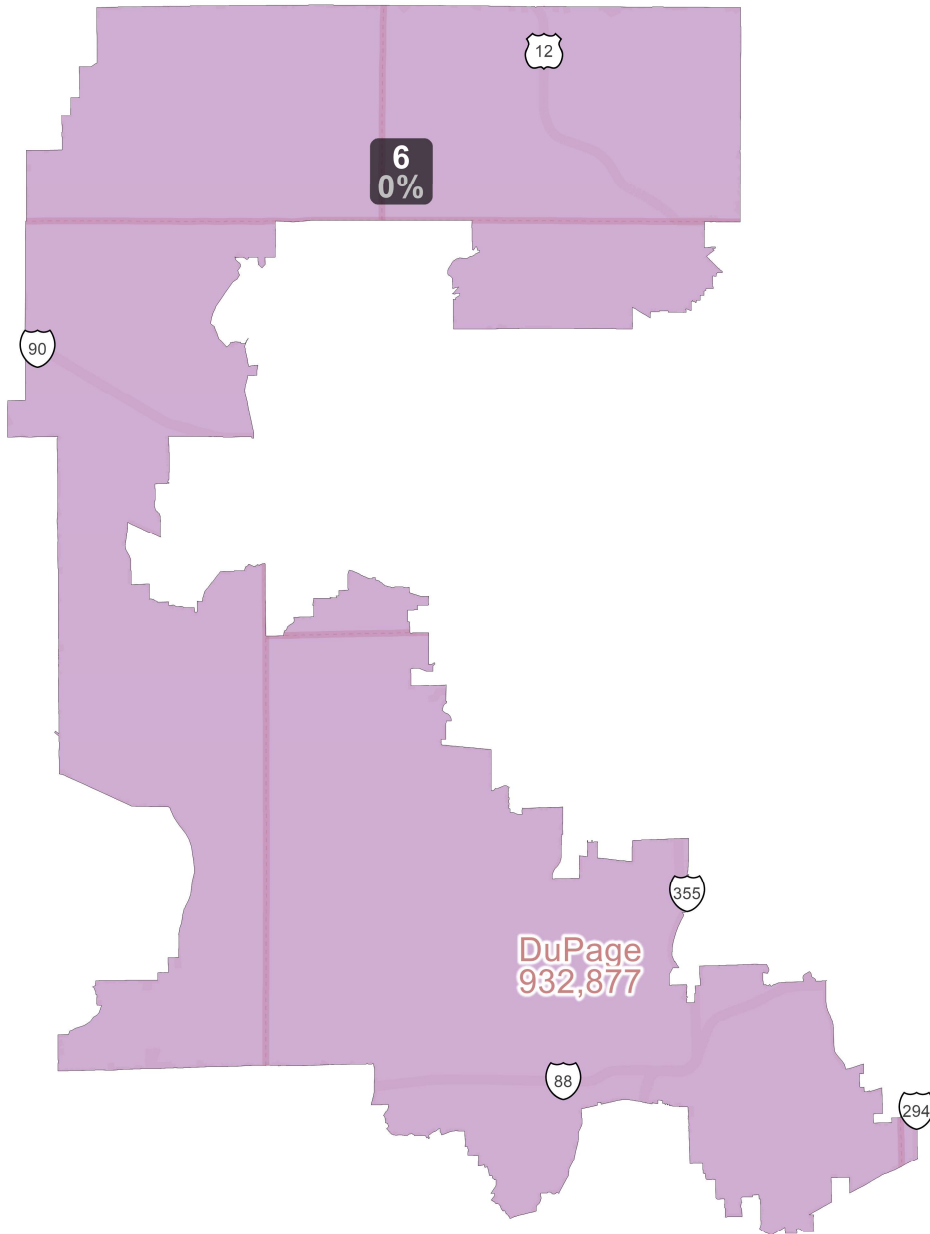
Field	Value
District	4
Population	753676
Deviation	-1
% Deviation	-0%
% D 20_Pres	80.9%
% R 20_Pres	19.1%
% NH CVAP 19	46.4%
% NH White CVAP 19	36.1%
% NH Black CVAP 19	5.1%
% NH Asian CVAP 19	4.6%
% H CVAP 19	53.6%
ernate Schwartzberg	3.96
Polsby Popper	0.06
Perimeter	109.78
Reock	0.32
NH_Wht	183530
% NH_Wht	24.35%
AP_BlK	45682
% AP_BlK	6.06%
AP_Ind	36955
% AP_Ind	4.9%
AP_Asn	35897
% AP_Asn	4.76%
AP_Hwn	1289
% AP_Hwn	0.17%
AP_Oth	400547
% AP_Oth	53.15%
Hispanic Origin	493374
% Hispanic Origin	65.46%
18+_Pop	578934
NH18+_Wht	159387
% NH18+_Wht	27.53%
18+_AP_BlK	33262
% 18+_AP_BlK	5.75%
18+_AP_Ind	27664

District: 5



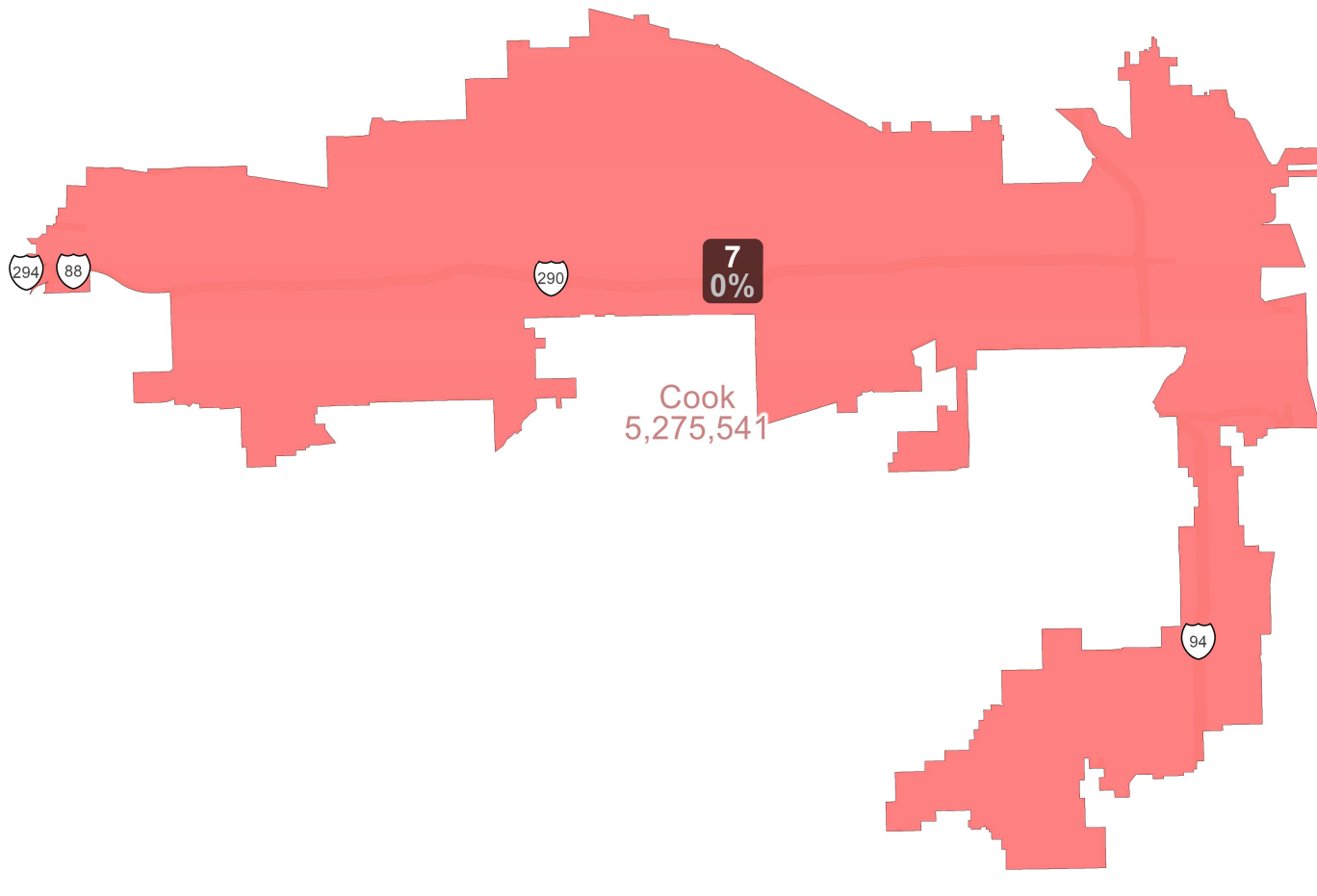
Field	Value
District	5
Population	753677
Deviation	0
% Deviation	0%
% D 20_Pres	73.4%
% R 20_Pres	26.6%
% NH CVAP 19	84.7%
% NH White CVAP 19	72.8%
% NH Black CVAP 19	3.6%
% NH Asian CVAP 19	7.6%
% H CVAP 19	15.3%
ernate Schwartzberg	3.12
Polsby Popper	0.1
Perimeter	112.15
Reock	0.27
NH_Wht	476693
% NH_Wht	63.25%
AP_BlK	31629
% AP_BlK	4.2%
AP_Ind	14682
% AP_Ind	1.95%
AP_Asn	78662
% AP_Asn	10.44%
AP_Hwn	1057
% AP_Hwn	0.14%
AP_Oth	131003
% AP_Oth	17.38%
Hispanic Origin	162503
% Hispanic Origin	21.56%
18+_Pop	617752
NH18+_Wht	407889
% NH18+_Wht	66.03%
18+_AP_BlK	24333
% 18+_AP_BlK	3.94%
18+_AP_Ind	11002

District: 6



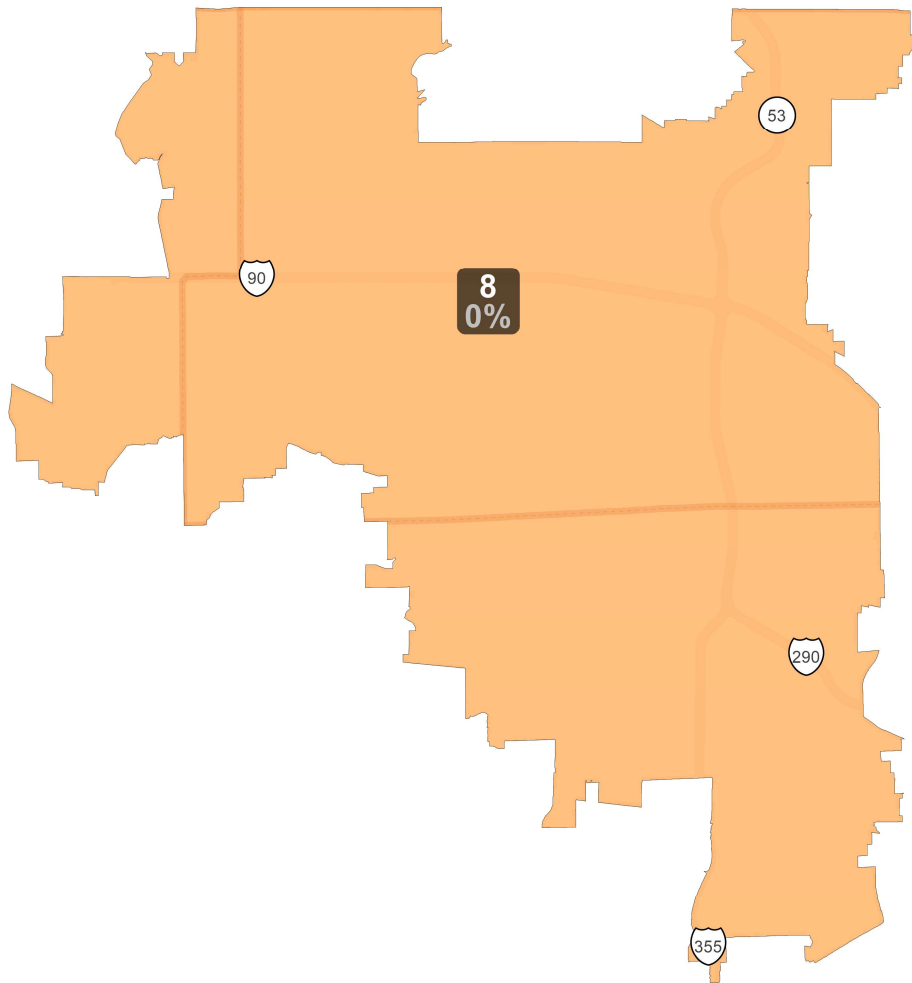
Field	Value
District	6
Population	753677
Deviation	0
% Deviation	0%
% D 20_Pres	56.5%
% R 20_Pres	43.5%
% NH CVAP 19	92.8%
% NH White CVAP 19	81.9%
% NH Black CVAP 19	2.8%
% NH Asian CVAP 19	7.5%
% H CVAP 19	7.2%
ernate Schwartzberg	2.84
Polsby Popper	0.12
Perimeter	201.92
Reock	0.33
NH_Wht	540157
% NH_Wht	71.67%
AP_Bl	28256
% AP_Bl	3.75%
AP_Ind	12072
% AP_Ind	1.6%
AP_Asn	79355
% AP_Asn	10.53%
AP_Hwn	859
% AP_Hwn	0.11%
AP_Oth	81189
% AP_Oth	10.77%
Hispanic Origin	95409
% Hispanic Origin	12.66%
18+_Pop	582003
NH18+_Wht	434209
% NH18+_Wht	74.61%
18+_AP_Bl	19258
% 18+_AP_Bl	3.31%
18+_AP_Ind	8435
% 18+_AP_Ind	1.45%
18+_AP_Asn	56971
% 18+_AP_Asn	9.79%
18+_AP_Hwn	575
% 18+_AP_Hwn	0.1%

District: 7



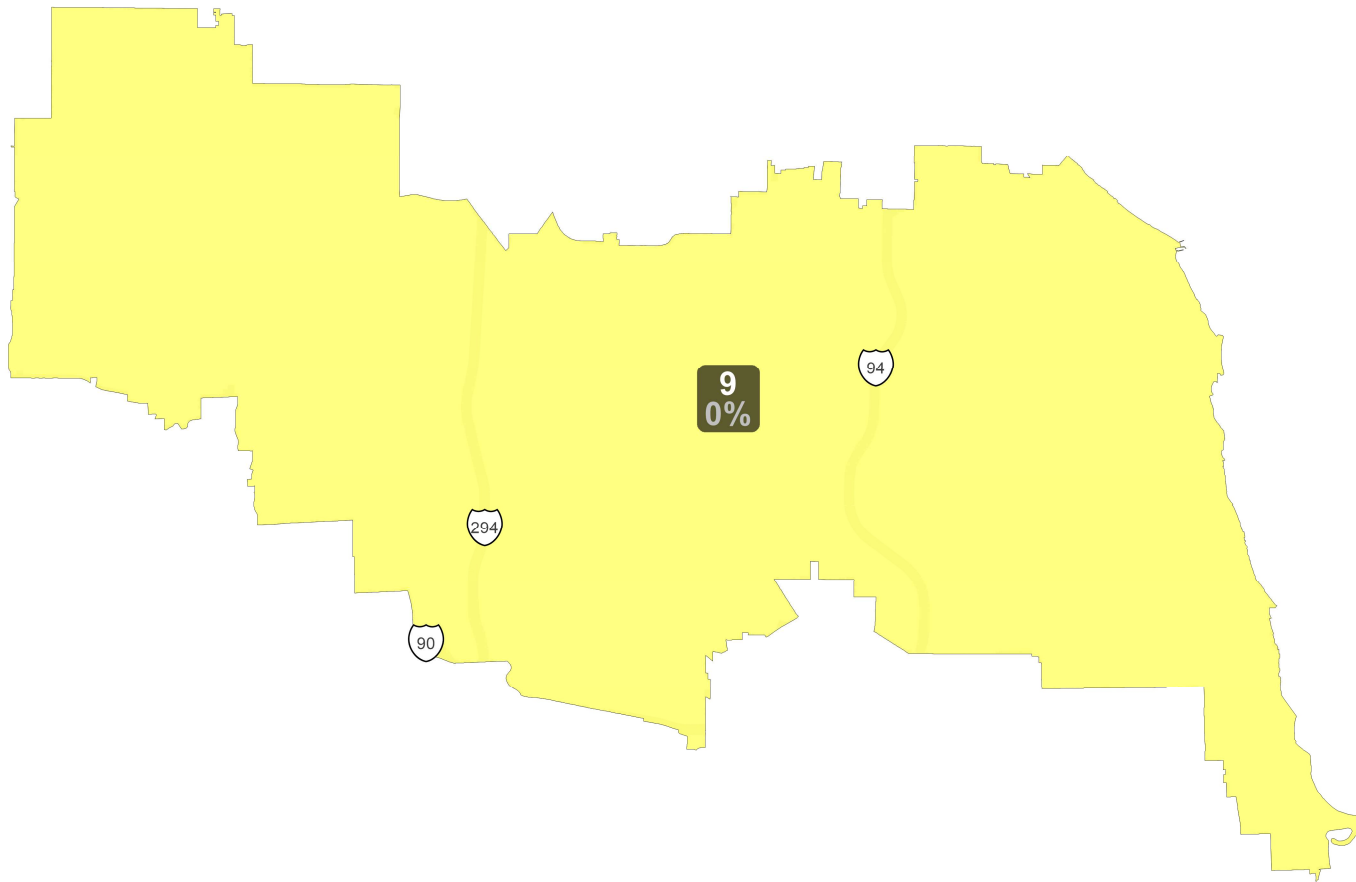
Field	Value
District	7
Population	753677
Deviation	0
% Deviation	0%
% D 20_Pres	87.5%
% R 20_Pres	12.5%
% NH CVAP 19	88.9%
% NH White CVAP 19	34.7%
% NH Black CVAP 19	47.7%
% NH Asian CVAP 19	5.9%
% H CVAP 19	11.1%
ernate Schwartzberg	3.38
Polsby Popper	0.09
Perimeter	94.57
Reock	0.28
NH_Wht	215709
% NH_Wht	28.62%
AP_BlK	332672
% AP_BlK	44.14%
AP_Ind	13152
% AP_Ind	1.75%
AP_Asn	66740
% AP_Asn	8.86%
AP_Hwn	1042
% AP_Hwn	0.14%
AP_Oth	115508
% AP_Oth	15.33%
Hispanic Origin	140603
% Hispanic Origin	18.66%
18+_Pop	609618
NH18+_Wht	194615
% NH18+_Wht	31.92%
18+_AP_BlK	257298
% 18+_AP_BlK	42.21%
18+_AP_Ind	9723

District: 8



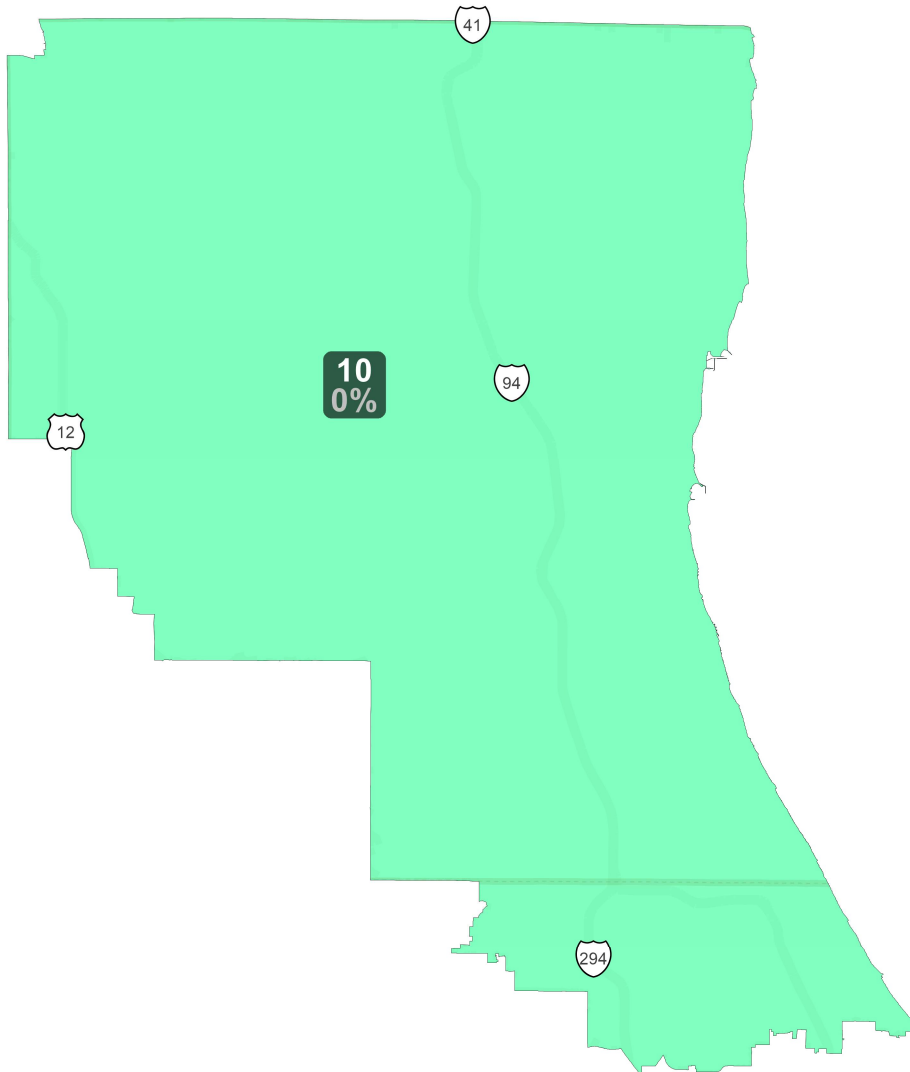
Field	Value
District	8
Population	753677
Deviation	0
% Deviation	0%
% D 20_Pres	60.1%
% R 20_Pres	39.9%
% NH CVAP 19	84.3%
% NH White CVAP 19	67.2%
% NH Black CVAP 19	5.0%
% NH Asian CVAP 19	11.4%
% H CVAP 19	15.7%
ernate Schwartzberg	2.24
Polsby Popper	0.2
Perimeter	122.09
Reock	0.46
NH_Wht	388212
% NH_Wht	51.51%
AP_Bl	41971
% AP_Bl	5.57%
AP_Ind	18456
% AP_Ind	2.45%
AP_Asn	117907
% AP_Asn	15.64%
AP_Hwn	1084
% AP_Hwn	0.14%
AP_Oth	166068
% AP_Oth	22.03%
Hispanic Origin	200988
% Hispanic Origin	26.67%
18+_Pop	585282
NH18+_Wht	326752
% NH18+_Wht	55.83%
18+_AP_Bl	28608
% 18+_AP_Bl	4.89%
18+_AP_Ind	13193
% 18+_AP_Ind	2.25%
18+_AP_Asn	88245
% 18+_AP_Asn	15.08%
18+_AP_Hwn	793
% 18+_AP_Hwn	0.14%

District: 9



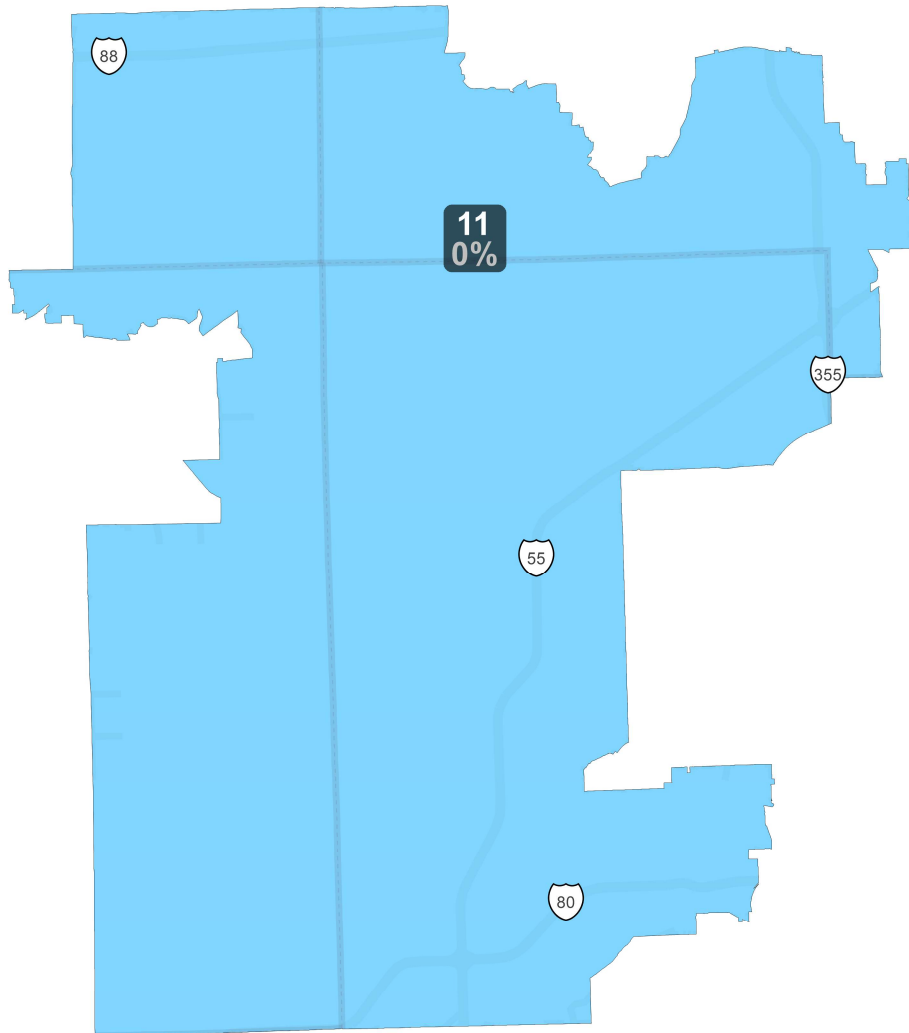
Field	Value
District	9
Population	753677
Deviation	0
% Deviation	0%
% D 20_Pres	71.5%
% R 20_Pres	28.5%
% NH CVAP 19	91.2%
% NH White CVAP 19	68.4%
% NH Black CVAP 19	8.9%
% NH Asian CVAP 19	13.1%
% H CVAP 19	8.8%
ernate Schwartzberg	2.05
Polsby Popper	0.24
Perimeter	73.74
Reock	0.3
NH_Wht	440326
% NH_Wht	58.42%
AP_BlK	77058
% AP_BlK	10.22%
AP_Ind	11858
% AP_Ind	1.57%
AP_Asn	133255
% AP_Asn	17.68%
AP_Hwn	1085
% AP_Hwn	0.14%
AP_Oth	83455
% AP_Oth	11.07%
Hispanic Origin	97776
% Hispanic Origin	12.97%
18+_Pop	607334
NH18+_Wht	367479
% NH18+_Wht	60.51%
18+_AP_BlK	59143
% 18+_AP_BlK	9.74%
18+_AP_Ind	8796

District: 10



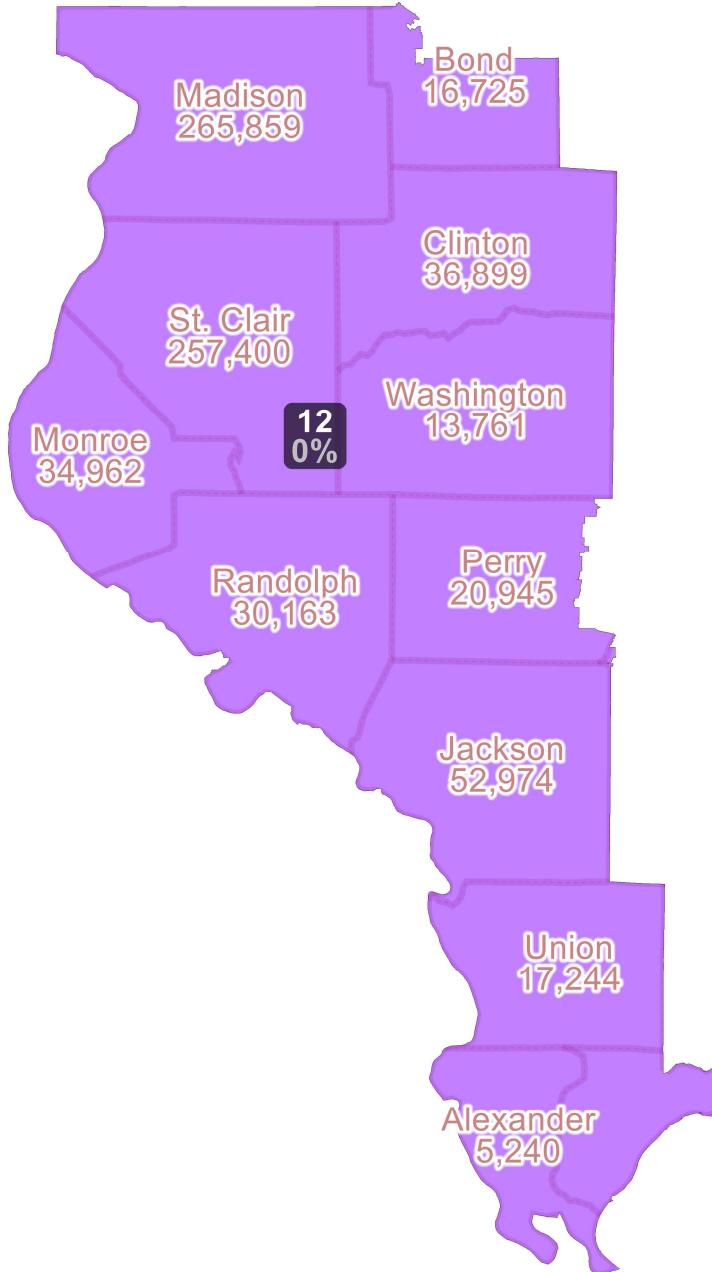
Field	Value
District	10
Population	753677
Deviation	0
% Deviation	0%
% D 20_Pres	64.5%
% R 20_Pres	35.5%
% NH CVAP 19	87.0%
% NH White CVAP 19	72.0%
% NH Black CVAP 19	7.4%
% NH Asian CVAP 19	6.9%
% H CVAP 19	13.0%
ernate Schwartzberg	1.61
Polsby Popper	0.38
Perimeter	119.6
Reock	0.41
NH_Wht	426834
% NH_Wht	56.63%
AP_BlK	59112
% AP_BlK	7.84%
AP_Ind	17504
% AP_Ind	2.32%
AP_Asn	80284
% AP_Asn	10.65%
AP_Hwn	1429
% AP_Hwn	0.19%
AP_Oth	150248
% AP_Oth	19.94%
Hispanic Origin	179962
% Hispanic Origin	23.88%
18+_Pop	574970
NH18+_Wht	347140
% NH18+_Wht	60.38%
18+_AP_BlK	41531
% 18+_AP_BlK	7.22%
18+_AP_Ind	12326
% 18+_AP_Ind	2.14%
18+_AP_Asn	57394
% 18+_AP_Asn	9.98%
18+_AP_Hwn	1014
% 18+_AP_Hwn	0.18%

District: 11



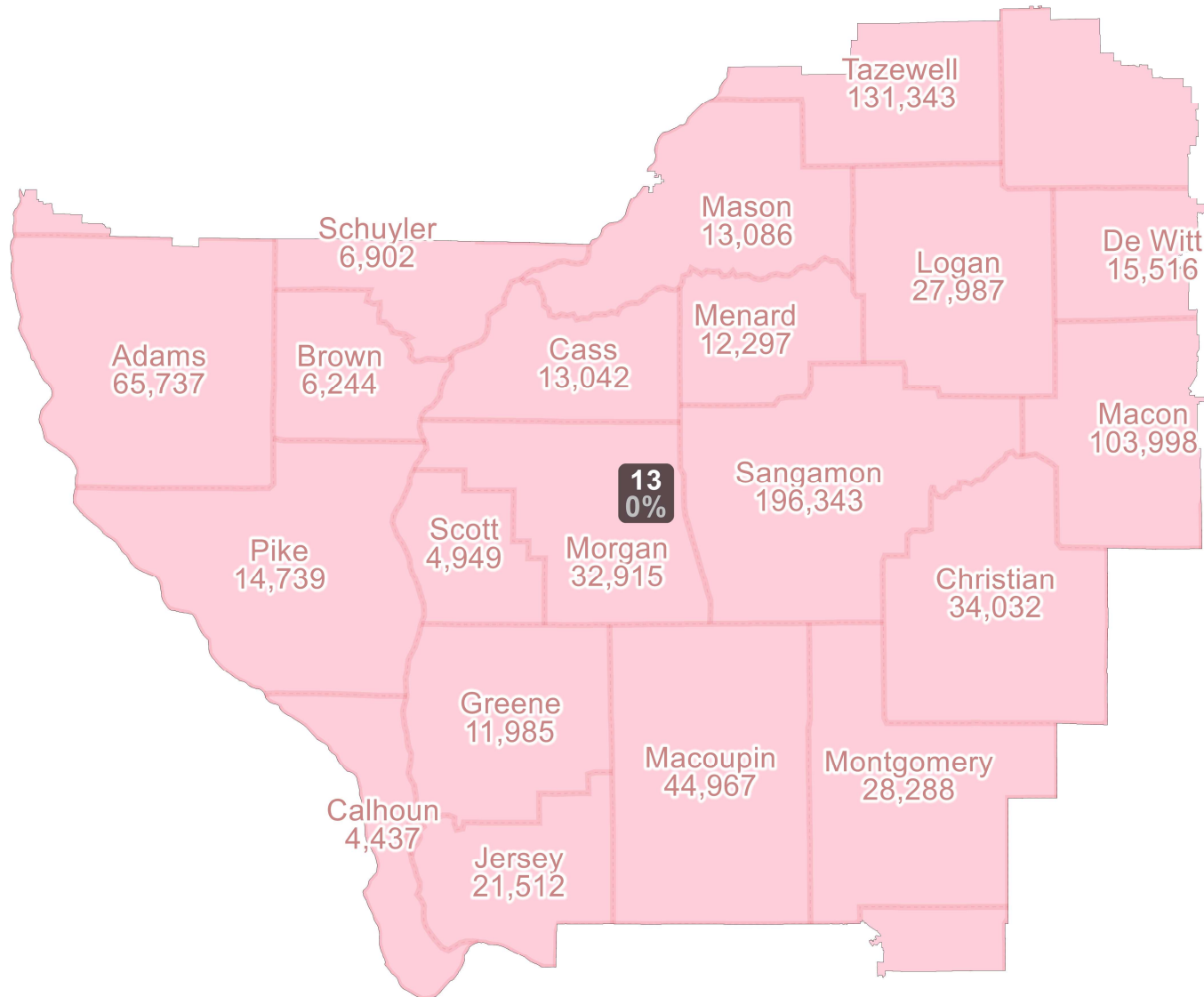
Field	Value
District	11
Population	753677
Deviation	0
% Deviation	0%
% D 20_Pres	63.1%
% R 20_Pres	36.9%
% NH CVAP 19	82.7%
% NH White CVAP 19	62.4%
% NH Black CVAP 19	12.0%
% NH Asian CVAP 19	7.6%
% H CVAP 19	17.3%
ernate Schwartzberg	1.87
Polsby Popper	0.28
Perimeter	123.21
Reock	0.53
NH_Wht	370406
% NH_Wht	49.15%
AP_BlK	93111
% AP_BlK	12.35%
AP_Ind	17089
% AP_Ind	2.27%
AP_Asn	88125
% AP_Asn	11.69%
AP_Hwn	937
% AP_Hwn	0.12%
AP_Oth	158919
% AP_Oth	21.09%
Hispanic Origin	197011
% Hispanic Origin	26.14%
18+_Pop	563883
NH18+_Wht	299367
% NH18+_Wht	53.09%
18+_AP_BlK	65284
% 18+_AP_BlK	11.58%
18+_AP_Ind	11807
% 18+_AP_Ind	2.09%
18+_AP_Asn	62134
% 18+_AP_Asn	11.02%
18+_AP_Hwn	650
% 18+_AP_Hwn	0.12%

District: 12



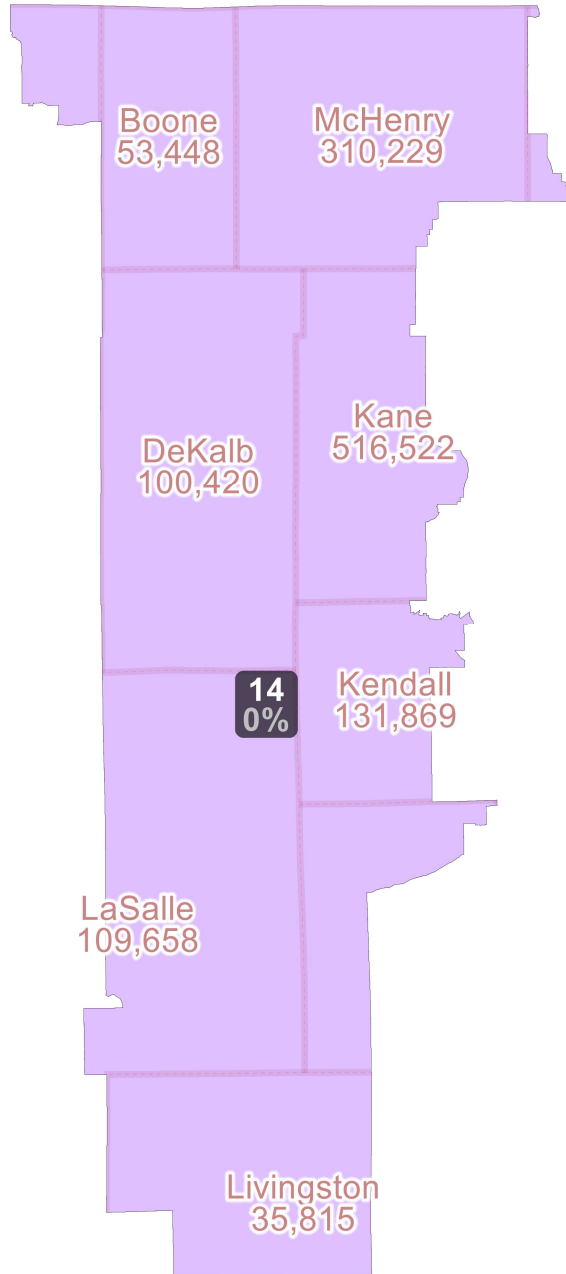
Field	Value
District	12
Population	753677
Deviation	0
% Deviation	0%
% D 20_Pres	43.6%
% R 20_Pres	56.4%
% NH CVAP 19	97.6%
% NH White CVAP 19	80.2%
% NH Black CVAP 19	15.6%
% NH Asian CVAP 19	1.1%
% H CVAP 19	2.4%
ernate Schwartzberg	1.79
Polsby Popper	0.31
Perimeter	475.46
Reock	0.31
NH_Wht	556209
% NH_Wht	73.8%
AP_BlK	131840
% AP_BlK	17.49%
AP_Ind	16968
% AP_Ind	2.25%
AP_Asn	15016
% AP_Asn	1.99%
AP_Hwn	1268
% AP_Hwn	0.17%
AP_Oth	30547
% AP_Oth	4.05%
Hispanic Origin	31915
% Hispanic Origin	4.23%
18+_Pop	589551
NH18+_Wht	448963
% NH18+_Wht	76.15%
18+_AP_BlK	93656
% 18+_AP_BlK	15.89%
18+_AP_Ind	12626
% 18+_AP_Ind	2.14%
18+_AP_Asn	10864
% 18+_AP_Asn	1.84%
18+_AP_Hwn	814
% 18+_AP_Hwn	0.14%

District: 13



Field	Value
District	13
Population	753677
Deviation	0
% Deviation	0%
% D 20_Pres	37.7%
% R 20_Pres	62.3%
% NH CVAP 19	98.2%
% NH White CVAP 19	88.6%
% NH Black CVAP 19	7.6%
% NH Asian CVAP 19	1.0%
% H CVAP 19	1.8%
ernate Schwartzberg	1.49
Polsby Popper	0.45
Perimeter	558.03
Reock	0.57
NH_Wht	621044
% NH_Wht	82.4%
AP_BlK	76730
% AP_BlK	10.18%
AP_Ind	14804
% AP_Ind	1.96%
AP_Asn	14487
% AP_Asn	1.92%
AP_Hwn	969
% AP_Hwn	0.13%
AP_Oth	23499
% AP_Oth	3.12%
Hispanic Origin	24321
% Hispanic Origin	3.23%
18+_Pop	590761
NH18+_Wht	500750
% NH18+_Wht	84.76%
18+_AP_BlK	50372
% 18+_AP_BlK	8.53%
18+_AP_Ind	11017

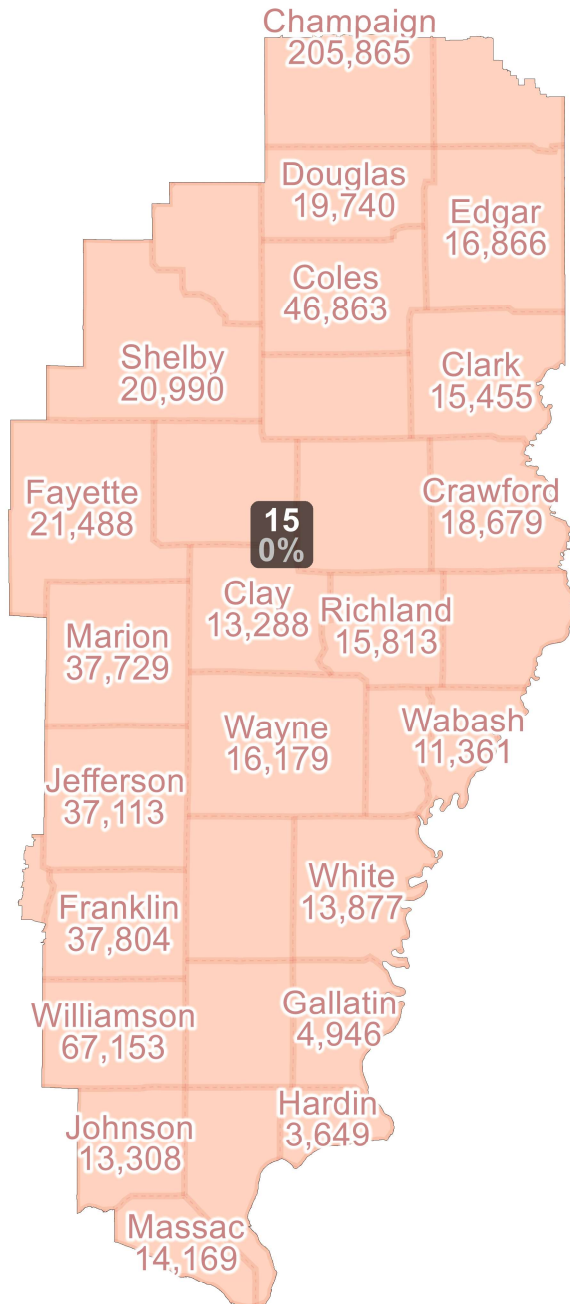
District: 14



©2021 CALIPER

Field	Value
District	14
Population	753677
Deviation	0
% Deviation	0%
% D 20_Pres	46.9%
% R 20_Pres	53.1%
% NH CVAP 19	92.4%
% NH White CVAP 19	86.4%
% NH Black CVAP 19	3.5%
% NH Asian CVAP 19	2.0%
% H CVAP 19	7.6%
ernate Schwartzberg	1.81
Polsby Popper	0.31
Perimeter	373.62
Reock	0.3
NH_Wht	577362
% NH_Wht	76.61%
AP_BlK	33819
% AP_BlK	4.49%
AP_Ind	16025
% AP_Ind	2.13%
AP_Asn	22692
% AP_Asn	3.01%
AP_Hwn	765
% AP_Hwn	0.1%
AP_Oth	86235
% AP_Oth	11.44%
Hispanic Origin	104681
% Hispanic Origin	13.89%
18+_Pop	577086
NH18+_Wht	460697
% NH18+_Wht	79.83%
18+_AP_BlK	21483
% 18+_AP_BlK	3.72%
18+_AP_Ind	11271
% 18+_AP_Ind	1.95%
18+_AP_Asn	15717
% 18+_AP_Asn	2.72%
18+_AP_Hwn	487
% 18+_AP_Hwn	0.08%

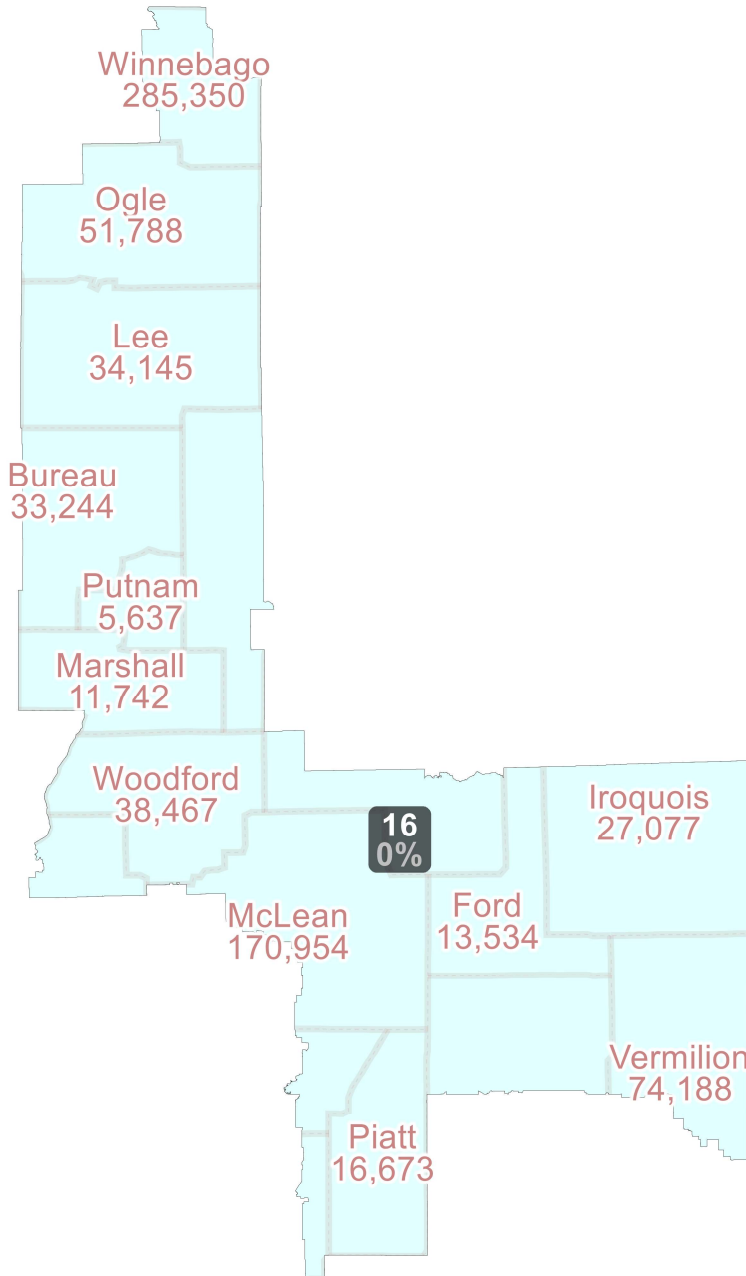
District: 15



©2021 CALIPER

Field	Value
District	15
Population	753677
Deviation	0
% Deviation	0%
% D 20_Pres	33.3%
% R 20_Pres	66.7%
% NH CVAP 19	97.8%
% NH White CVAP 19	89.4%
% NH Black CVAP 19	5.8%
% NH Asian CVAP 19	1.9%
% H CVAP 19	2.2%
ernate Schwartzberg	1.72
Polsby Popper	0.34
Perimeter	712.91
Reock	0.37
NH_Wht	625204
% NH_Wht	82.95%
AP_BlK	51704
% AP_BlK	6.86%
AP_Ind	15009
% AP_Ind	1.99%
AP_Asn	32043
% AP_Asn	4.25%
AP_Hwn	939
% AP_Hwn	0.12%
AP_Oth	25155
% AP_Oth	3.34%
Hispanic Origin	27510
% Hispanic Origin	3.65%
18+_Pop	596530
NH18+_Wht	500744
% NH18+_Wht	83.94%
18+_AP_BlK	35330
% 18+_AP_BlK	5.92%
18+_AP_Ind	11256
% 18+_AP_Ind	1.89%
18+_AP_Asn	27031
% 18+_AP_Asn	4.53%
18+_AP_Hwn	633
% 18+_AP_Hwn	0.11%

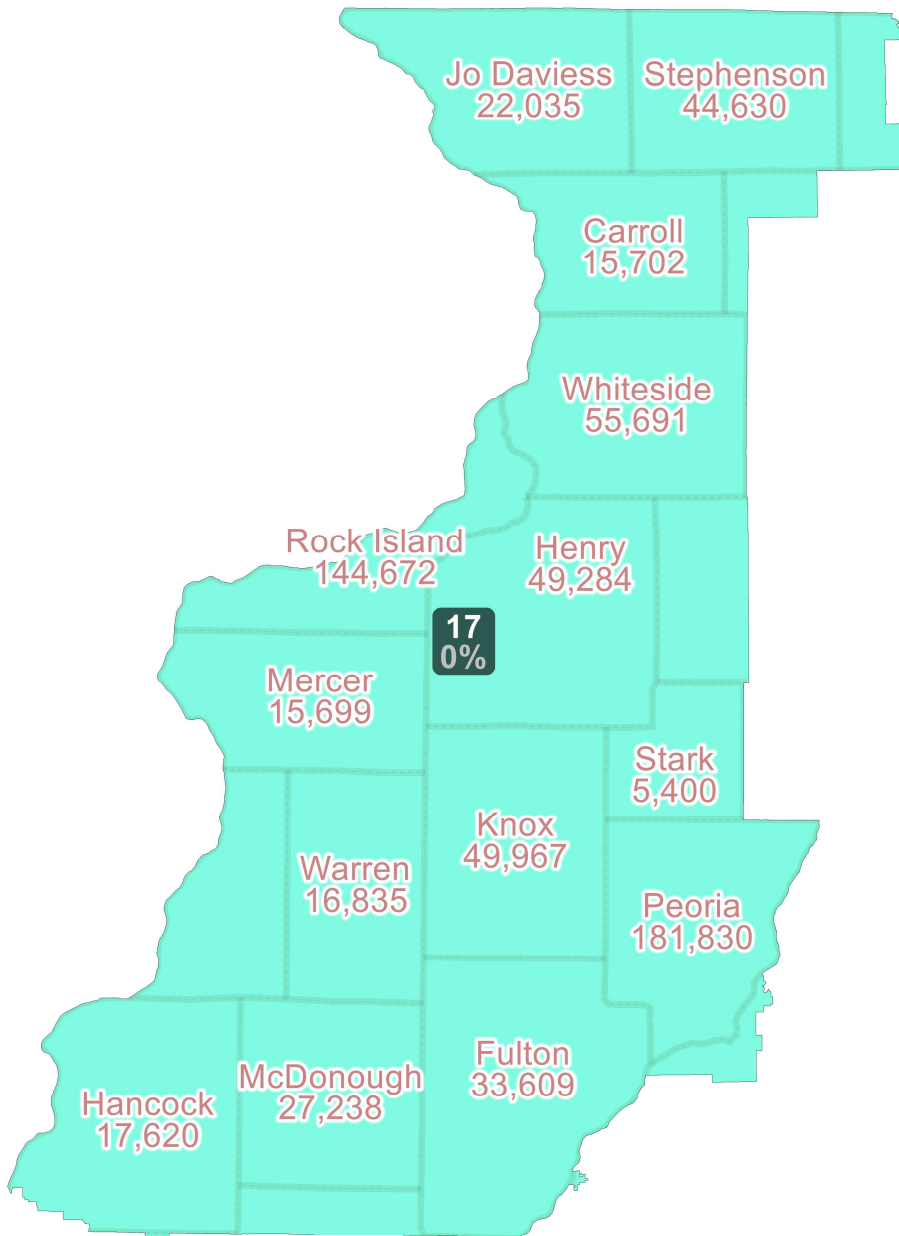
District: 16



©2021 CALIPER

Field	Value
District	16
Population	753677
Deviation	0
% Deviation	0%
% D 20_Pres	42.7%
% R 20_Pres	57.3%
% NH CVAP 19	94.8%
% NH White CVAP 19	85.0%
% NH Black CVAP 19	7.6%
% NH Asian CVAP 19	1.5%
% H CVAP 19	5.2%
ernate Schwartzberg	2.17
Polsby Popper	0.21
Perimeter	696.57
Reock	0.27
NH_Wht	571052
% NH_Wht	75.77%
AP_Blkc	76170
% AP_Blkc	10.11%
AP_Ind	15709
% AP_Ind	2.08%
AP_Asn	20594
% AP_Asn	2.73%
AP_Hwn	777
% AP_Hwn	0.1%
AP_Oth	58099
% AP_Oth	7.71%
Hispanic Origin	71304
% Hispanic Origin	9.46%
18+_Pop	583736
NH18+_Wht	462143
% NH18+_Wht	79.17%
18+_AP_Blkc	49015
% 18+_AP_Blkc	8.4%
18+_AP_Ind	11463
% 18+_AP_Ind	1.96%
18+_AP_Asn	14615
% 18+_AP_Asn	2.5%
18+_AP_Hwn	517
% 18+_AP_Hwn	0.09%

District: 17



Field	Value
District	17
Population	753677
Deviation	0
% Deviation	0%
% D 20_Pres	46.1%
% R 20_Pres	53.9%
% NH CVAP 19	95.7%
% NH White CVAP 19	86.3%
% NH Black CVAP 19	7.8%
% NH Asian CVAP 19	1.0%
% H CVAP 19	4.3%
ernate Schwartzberg	1.75
Polsby Popper	0.33
Perimeter	614.82
Reock	0.34
NH_Wht	586395
% NH_Wht	77.8%
AP_Blkc	80859
% AP_Blkc	10.73%
AP_Ind	14672
% AP_Ind	1.95%
AP_Asn	18545
% AP_Asn	2.46%
AP_Hwn	1013
% AP_Hwn	0.13%
AP_Oth	42786
% AP_Oth	5.68%
Hispanic Origin	53373
% Hispanic Origin	7.08%
18+_Pop	590693
NH18+_Wht	478864
% NH18+_Wht	81.07%
18+_AP_Blkc	51987
% 18+_AP_Blkc	8.8%
18+_AP_Ind	10784
% 18+_AP_Ind	1.83%
18+_AP_Asn	12869
% 18+_AP_Asn	2.18%
18+_AP_Hwn	722
% 18+_AP_Hwn	0.12%