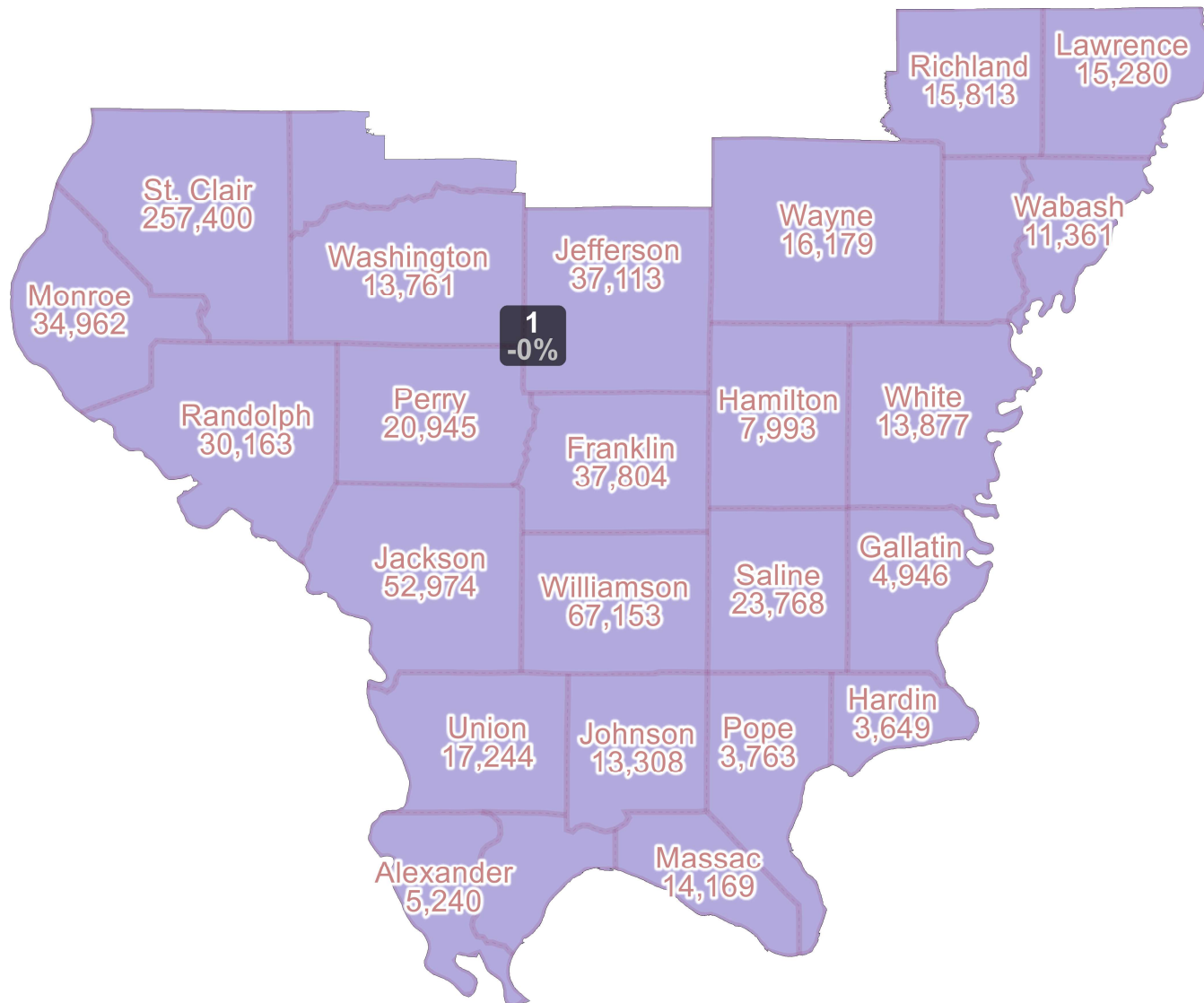
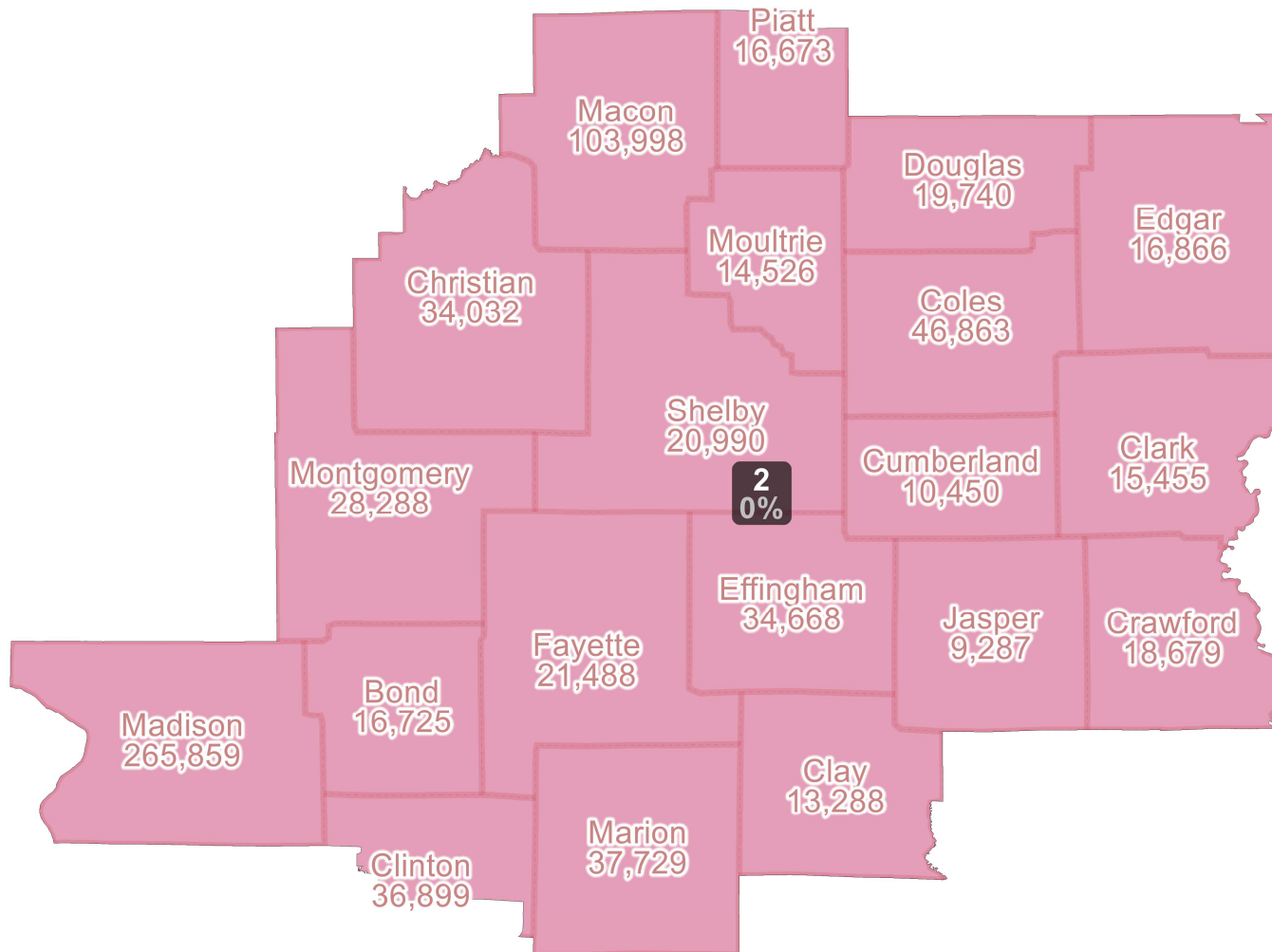


District: 1



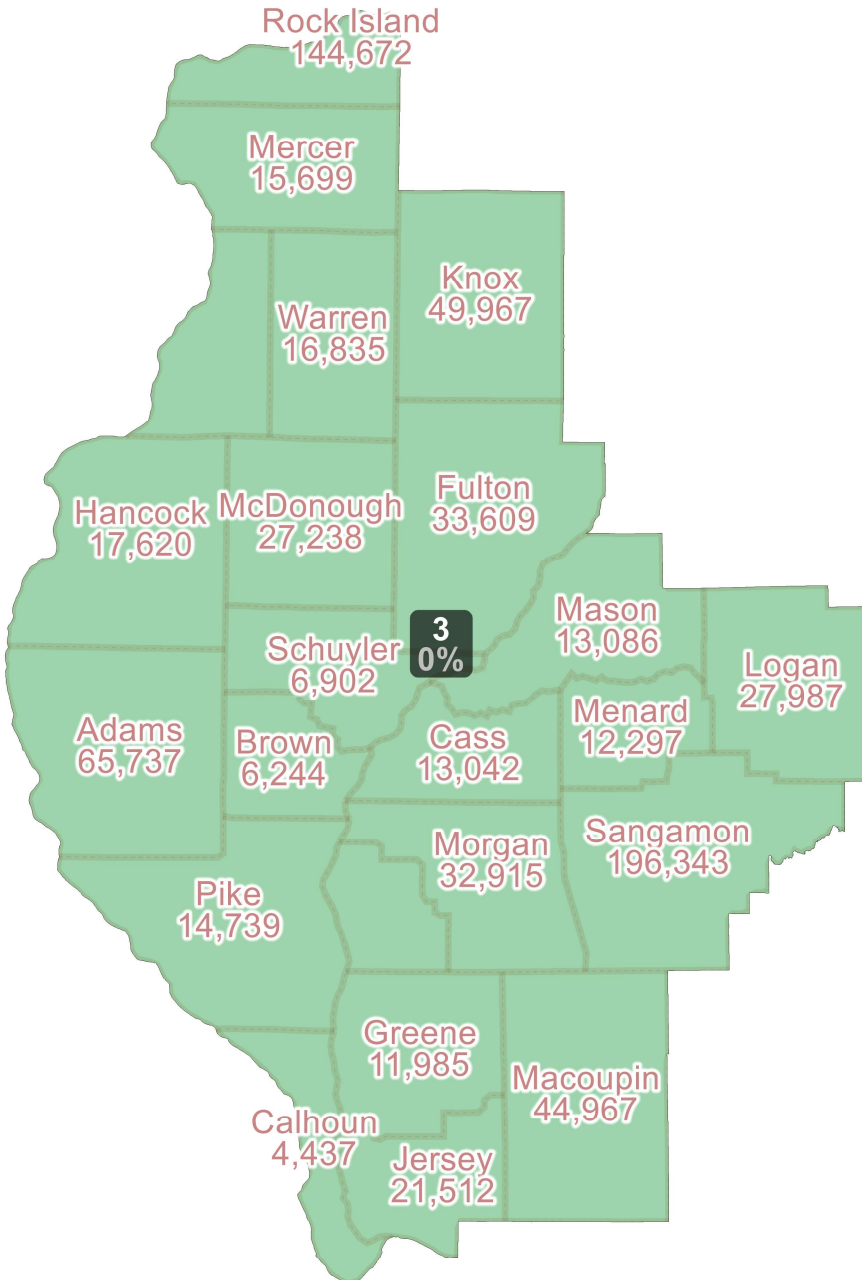
| Field | Value |
|-------------------|--------|
| District | 1 |
| Population | 753676 |
| Deviation | -1 |
| % Deviation | -0% |
| AP_Wht | 625095 |
| % AP_Wht | 82.94% |
| AP_BlK | 115292 |
| % AP_BlK | 15.3% |
| AP_Ind | 16627 |
| % AP_Ind | 2.21% |
| AP_Asn | 13501 |
| % AP_Asn | 1.79% |
| AP_Oth | 25708 |
| % AP_Oth | 3.41% |
| 18+_Wht | 468348 |
| % 18+_Wht | 62.14% |
| 18+_Blk | 77309 |
| % 18+_Blk | 10.26% |
| 18+_Ind | 1854 |
| % 18+_Ind | 0.25% |
| 18+_Asn | 7071 |
| % 18+_Asn | 0.94% |
| 18+_Oth | 8437 |
| % 18+_Oth | 1.12% |
| Hispanic Origin | 26595 |
| % Hispanic Origin | 3.53% |

District: 2



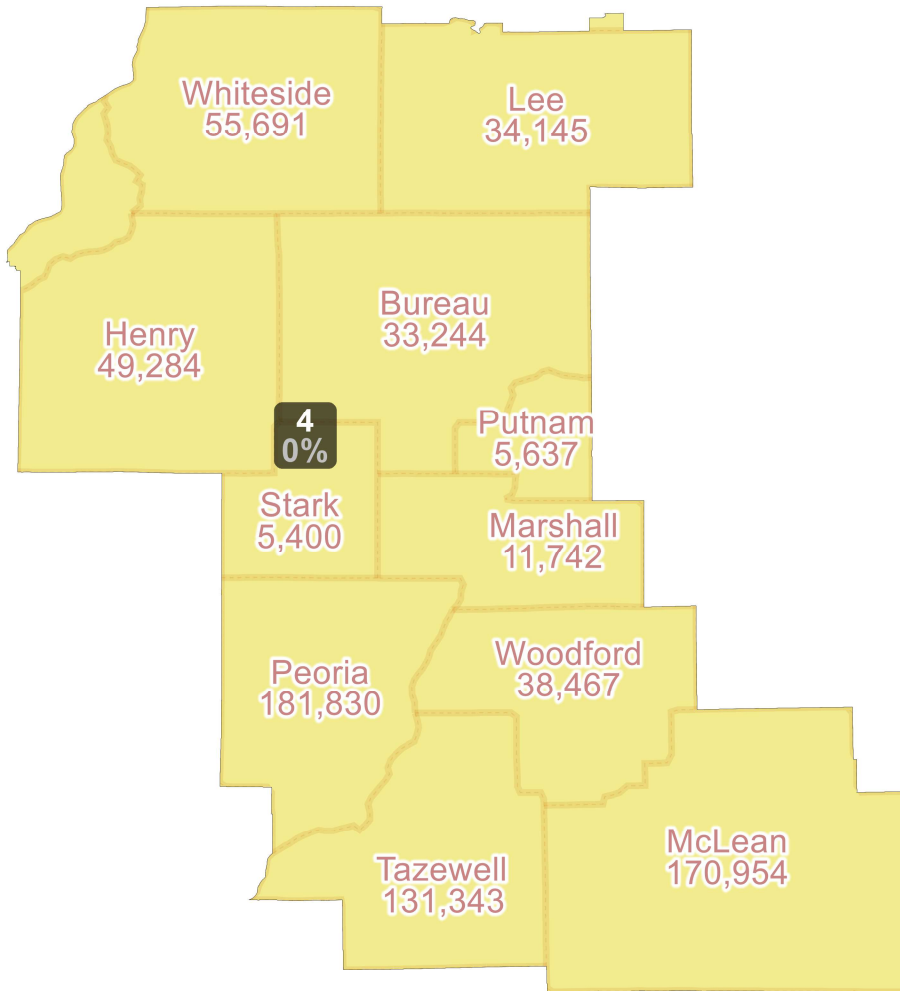
| Field | Value |
|-------------------|--------|
| District | 2 |
| Population | 753678 |
| Deviation | 1 |
| % Deviation | 0% |
| AP_Wht | 680904 |
| % AP_Wht | 90.34% |
| AP_BlK | 62577 |
| % AP_BlK | 8.3% |
| AP_Ind | 15598 |
| % AP_Ind | 2.07% |
| AP_Asn | 10185 |
| % AP_Asn | 1.35% |
| AP_Oth | 23392 |
| % AP_Oth | 3.1% |
| 18+_Wht | 514871 |
| % 18+_Wht | 68.31% |
| 18+_BlK | 38423 |
| % 18+_BlK | 5.1% |
| 18+_Ind | 1578 |
| % 18+_Ind | 0.21% |
| 18+_Asn | 5363 |
| % 18+_Asn | 0.71% |
| 18+_Oth | 7483 |
| % 18+_Oth | 0.99% |
| Hispanic Origin | 23624 |
| % Hispanic Origin | 3.13% |

District: 3



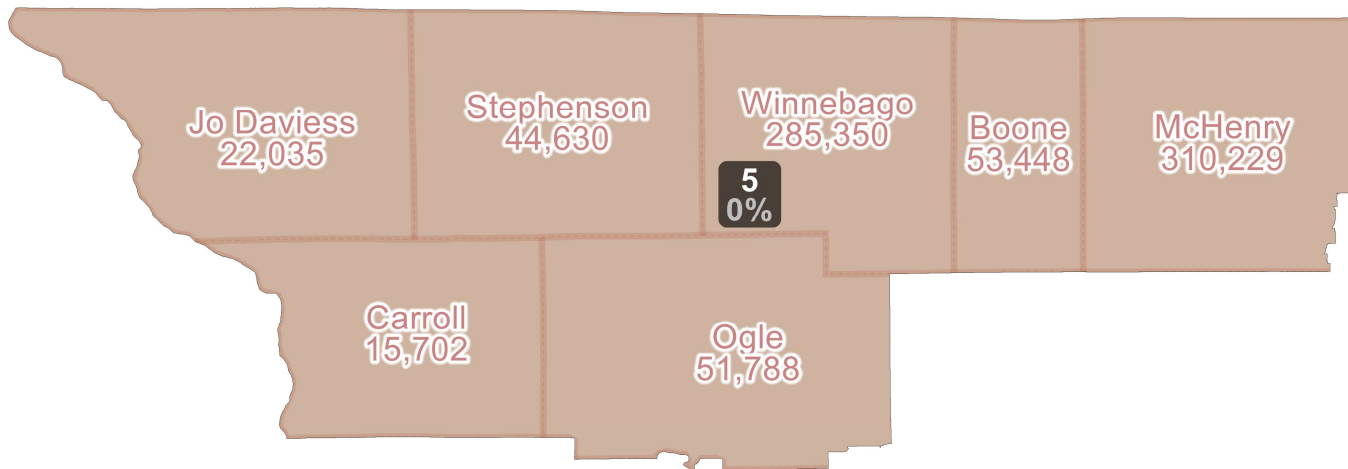
| Field | Value |
|-------------------|--------|
| District | 3 |
| Population | 753677 |
| Deviation | 0 |
| % Deviation | 0% |
| AP_Wht | 669035 |
| % AP_Wht | 88.77% |
| AP_Blak | 68620 |
| % AP_Blak | 9.1% |
| AP_Ind | 15138 |
| % AP_Ind | 2.01% |
| AP_Asn | 14292 |
| % AP_Asn | 1.9% |
| AP_Oth | 29985 |
| % AP_Oth | 3.98% |
| 18+_Wht | 508547 |
| % 18+_Wht | 67.48% |
| 18+_Blk | 39611 |
| % 18+_Blk | 5.26% |
| 18+_Ind | 1642 |
| % 18+_Ind | 0.22% |
| 18+_Asn | 8117 |
| % 18+_Asn | 1.08% |
| 18+_Oth | 10198 |
| % 18+_Oth | 1.35% |
| Hispanic Origin | 34896 |
| % Hispanic Origin | 4.63% |

District: 4



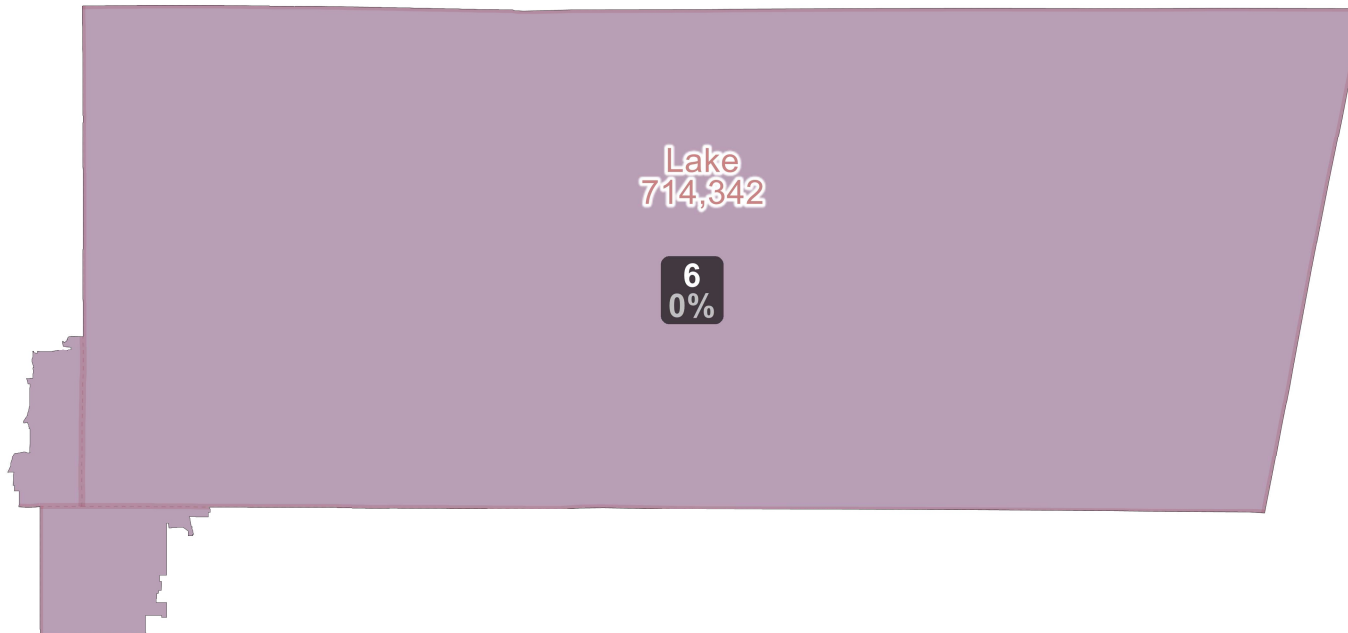
| Field | Value |
|-------------------|--------|
| District | 4 |
| Population | 753677 |
| Deviation | 0 |
| % Deviation | 0% |
| AP_Wht | 652467 |
| % AP_Wht | 86.57% |
| AP_Blkc | 71581 |
| % AP_Blkc | 9.5% |
| AP_Ind | 14212 |
| % AP_Ind | 1.89% |
| AP_Asn | 23512 |
| % AP_Asn | 3.12% |
| AP_Oth | 38705 |
| % AP_Oth | 5.14% |
| 18+_Wht | 487421 |
| % 18+_Wht | 64.67% |
| 18+_Blkc | 41383 |
| % 18+_Blkc | 5.49% |
| 18+_Ind | 1704 |
| % 18+_Ind | 0.23% |
| 18+_Asn | 14271 |
| % 18+_Asn | 1.89% |
| 18+_Oth | 13340 |
| % 18+_Oth | 1.77% |
| Hispanic Origin | 46883 |
| % Hispanic Origin | 6.22% |

District: 5



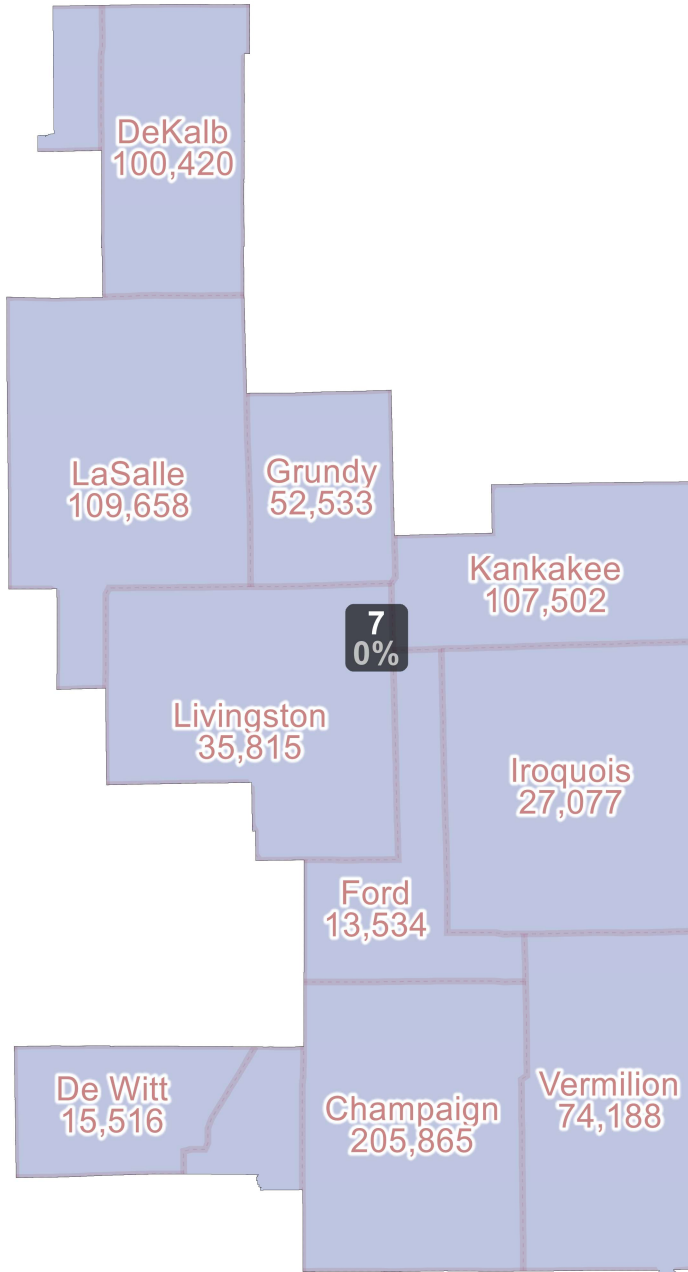
| Field | Value |
|-------------------|--------|
| District | 5 |
| Population | 753677 |
| Deviation | 0 |
| % Deviation | 0% |
| AP_Wht | 632269 |
| % AP_Wht | 83.89% |
| AP_BlK | 61591 |
| % AP_BlK | 8.17% |
| AP_Ind | 16689 |
| % AP_Ind | 2.21% |
| AP_Asn | 23413 |
| % AP_Asn | 3.11% |
| AP_Oth | 88090 |
| % AP_Oth | 11.69% |
| 18+_Wht | 458866 |
| % 18+_Wht | 60.88% |
| 18+_Blk | 34555 |
| % 18+_Blk | 4.58% |
| 18+_Ind | 3009 |
| % 18+_Ind | 0.4% |
| 18+_Asn | 13642 |
| % 18+_Asn | 1.81% |
| 18+_Oth | 31858 |
| % 18+_Oth | 4.23% |
| Hispanic Origin | 105832 |
| % Hispanic Origin | 14.04% |

District: 6



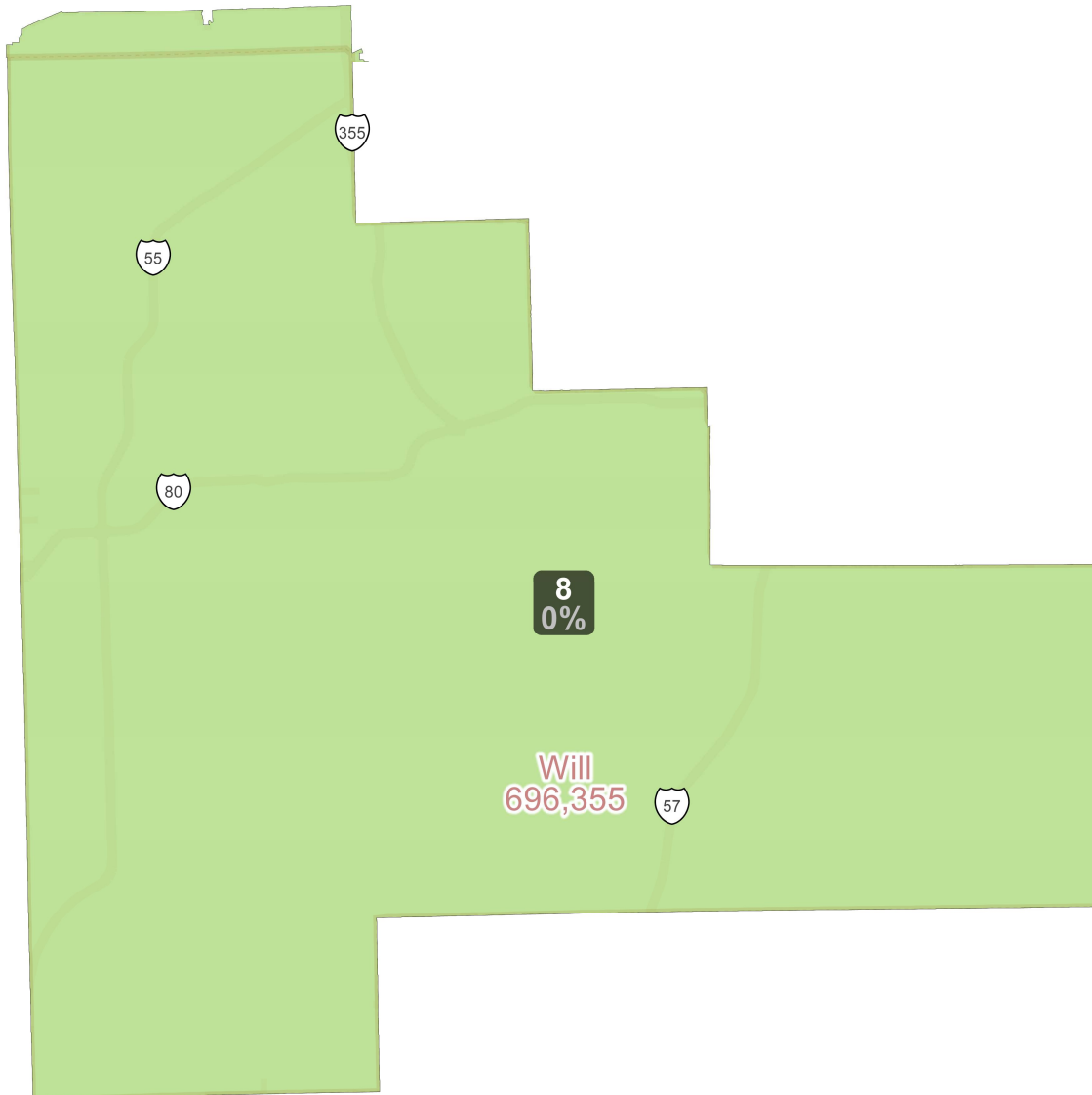
| Field | Value |
|-------------------|--------|
| District | 6 |
| Population | 753678 |
| Deviation | 1 |
| % Deviation | 0% |
| AP_Wht | 539798 |
| % AP_Wht | 71.62% |
| AP_BlK | 58730 |
| % AP_BlK | 7.79% |
| AP_Ind | 17622 |
| % AP_Ind | 2.34% |
| AP_Asn | 72923 |
| % AP_Asn | 9.68% |
| AP_Oth | 146386 |
| % AP_Oth | 19.42% |
| 18+_Wht | 373461 |
| % 18+_Wht | 49.55% |
| 18+_BlK | 36376 |
| % 18+_BlK | 4.83% |
| 18+_Ind | 5059 |
| % 18+_Ind | 0.67% |
| 18+_Asn | 47087 |
| % 18+_Asn | 6.25% |
| 18+_Oth | 61533 |
| % 18+_Oth | 8.16% |
| Hispanic Origin | 175403 |
| % Hispanic Origin | 23.27% |

District: 7



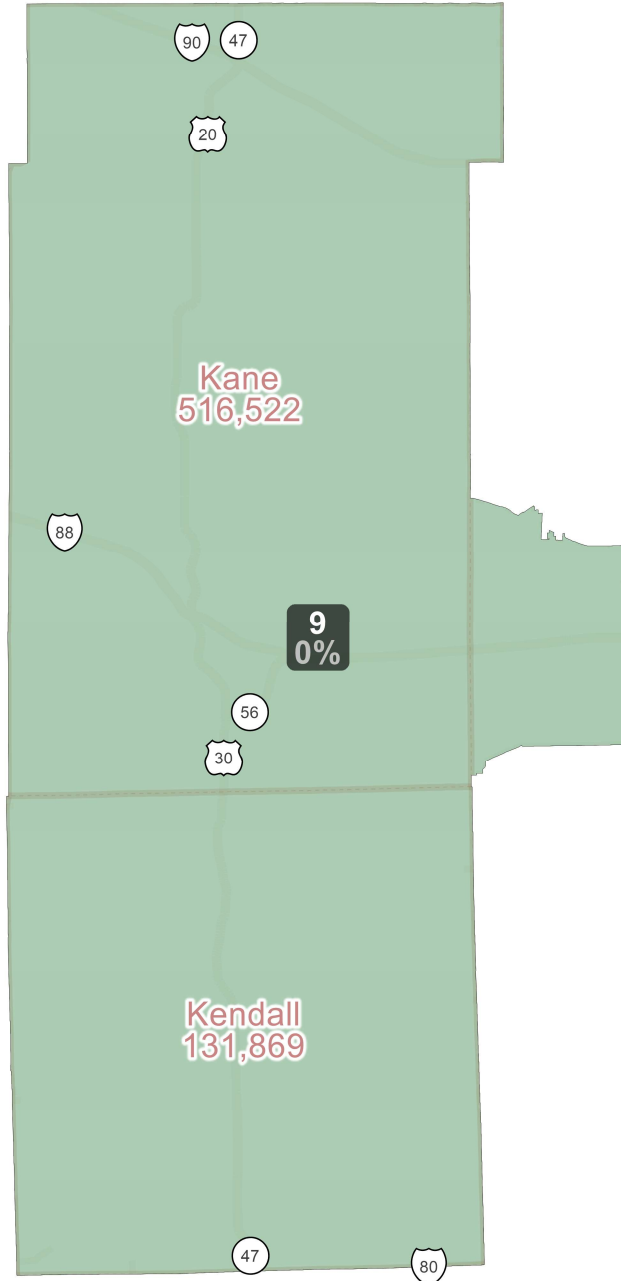
| Field | Value |
|-------------------|--------|
| District | 7 |
| Population | 753677 |
| Deviation | 0 |
| % Deviation | 0% |
| AP_Wht | 619398 |
| % AP_Wht | 82.18% |
| AP_Blak | 81645 |
| % AP_Blak | 10.83% |
| AP_Ind | 15351 |
| % AP_Ind | 2.04% |
| AP_Asn | 35628 |
| % AP_Asn | 4.73% |
| AP_Oth | 56763 |
| % AP_Oth | 7.53% |
| 18+_Wht | 459412 |
| % 18+_Wht | 60.96% |
| 18+_Blk | 49093 |
| % 18+_Blk | 6.51% |
| 18+_Ind | 2162 |
| % 18+_Ind | 0.29% |
| 18+_Asn | 26678 |
| % 18+_Asn | 3.54% |
| 18+_Oth | 20988 |
| % 18+_Oth | 2.78% |
| Hispanic Origin | 70349 |
| % Hispanic Origin | 9.33% |

District: 8



| Field | Value |
|-------------------|--------|
| District | 8 |
| Population | 753677 |
| Deviation | 0 |
| % Deviation | 0% |
| AP_Wht | 548979 |
| % AP_Wht | 72.84% |
| AP_BlK | 95921 |
| % AP_BlK | 12.73% |
| AP_Ind | 14451 |
| % AP_Ind | 1.92% |
| AP_Asn | 60217 |
| % AP_Asn | 7.99% |
| AP_Oth | 112384 |
| % AP_Oth | 14.91% |
| 18+_Wht | 375854 |
| % 18+_Wht | 49.87% |
| 18+_BlK | 63660 |
| % 18+_BlK | 8.45% |
| 18+_Ind | 3003 |
| % 18+_Ind | 0.4% |
| 18+_Asn | 39006 |
| % 18+_Asn | 5.18% |
| 18+_Oth | 40379 |
| % 18+_Oth | 5.36% |
| Hispanic Origin | 138480 |
| % Hispanic Origin | 18.37% |

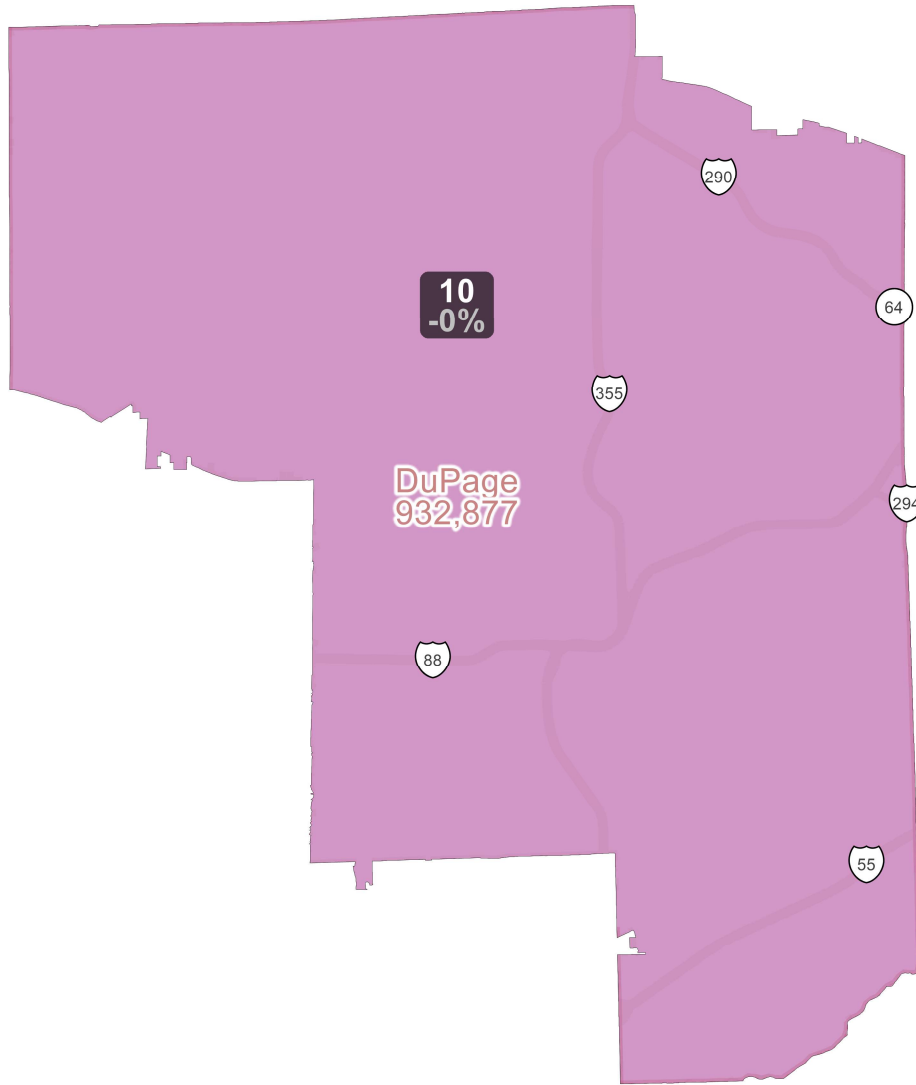
District: 9



©2021 CALIPER; ©2020 HERE

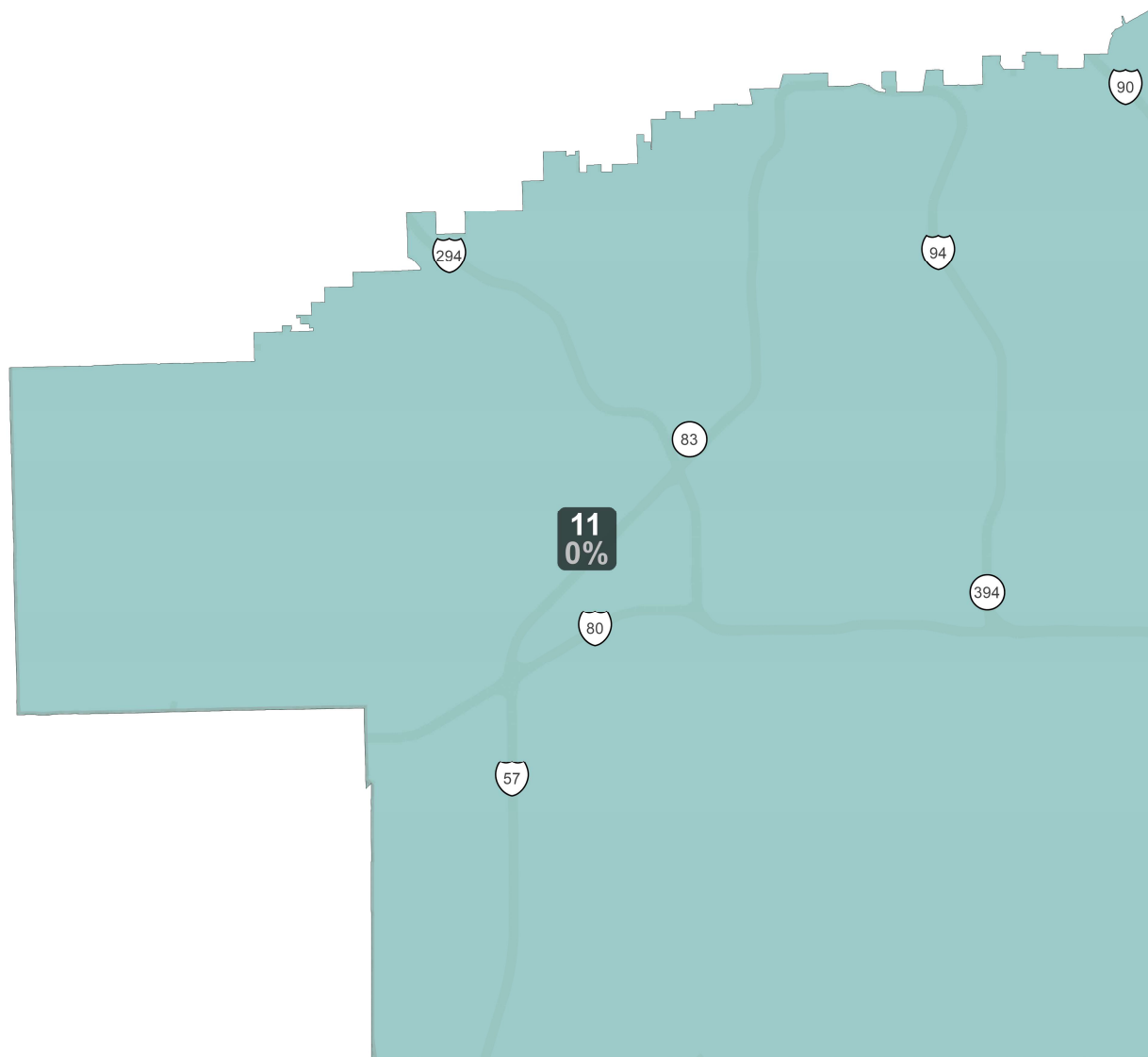
| Field | Value |
|-------------------|--------|
| District | 9 |
| Population | 753678 |
| Deviation | 1 |
| % Deviation | 0% |
| AP_Wht | 545704 |
| % AP_Wht | 72.41% |
| AP_Blak | 55645 |
| % AP_Blak | 7.38% |
| AP_Ind | 20208 |
| % AP_Ind | 2.68% |
| AP_Asn | 55167 |
| % AP_Asn | 7.32% |
| AP_Oth | 171691 |
| % AP_Oth | 22.78% |
| 18+_Wht | 361758 |
| % 18+_Wht | 48% |
| 18+_Blk | 32677 |
| % 18+_Blk | 4.34% |
| 18+_Ind | 5637 |
| % 18+_Ind | 0.75% |
| 18+_Asn | 34794 |
| % 18+_Asn | 4.62% |
| 18+_Oth | 69686 |
| % 18+_Oth | 9.25% |
| Hispanic Origin | 212138 |
| % Hispanic Origin | 28.15% |

District: 10



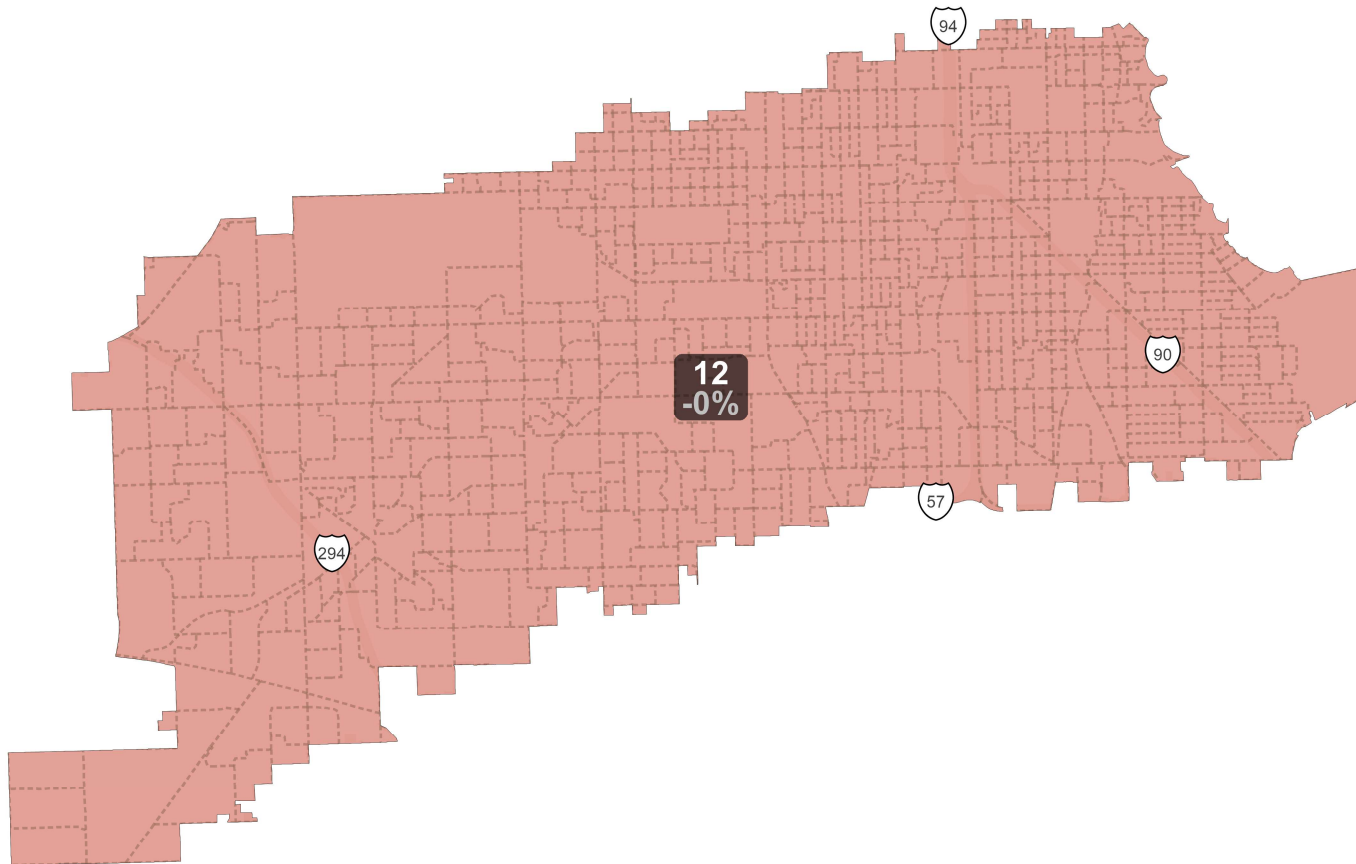
| Field | Value |
|-------------------|--------|
| District | 10 |
| Population | 753676 |
| Deviation | -1 |
| % Deviation | -0% |
| AP_Wht | 576340 |
| % AP_Wht | 76.47% |
| AP_Blk | 38491 |
| % AP_Blk | 5.11% |
| AP_Ind | 12086 |
| % AP_Ind | 1.6% |
| AP_Asn | 98104 |
| % AP_Asn | 13.02% |
| AP_Oth | 96622 |
| % AP_Oth | 12.82% |
| 18+_Wht | 416071 |
| % 18+_Wht | 55.21% |
| 18+_Blk | 23822 |
| % 18+_Blk | 3.16% |
| 18+_Ind | 2920 |
| % 18+_Ind | 0.39% |
| 18+_Asn | 68242 |
| % 18+_Asn | 9.05% |
| 18+_Oth | 35523 |
| % 18+_Oth | 4.71% |
| Hispanic Origin | 115107 |
| % Hispanic Origin | 15.27% |

District: 11



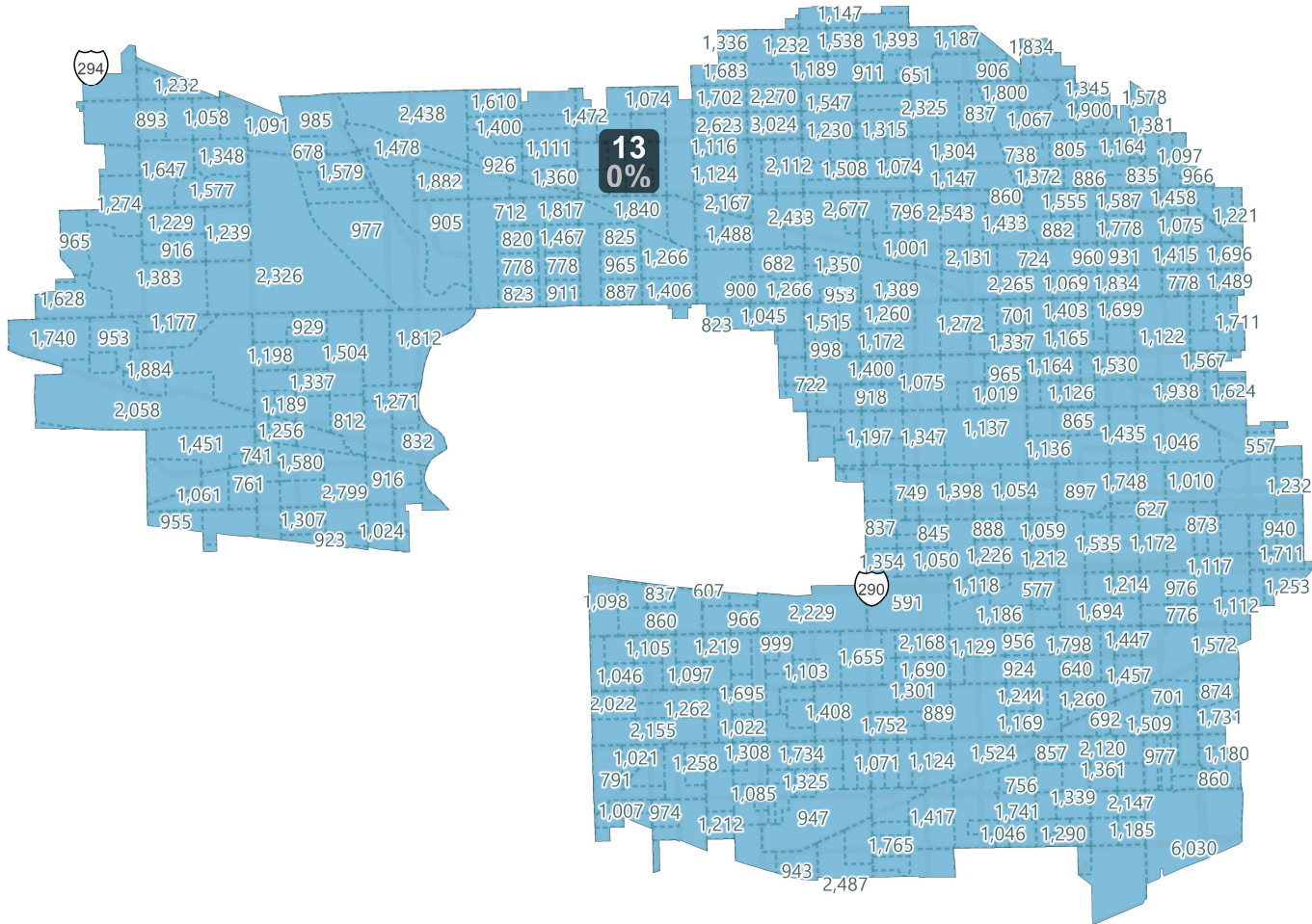
| Field | Value |
|-------------------|--------|
| District | 11 |
| Population | 753678 |
| Deviation | 1 |
| % Deviation | 0% |
| AP_Wht | 300029 |
| % AP_Wht | 39.81% |
| AP_BlK | 381821 |
| % AP_BlK | 50.66% |
| AP_Ind | 12764 |
| % AP_Ind | 1.69% |
| AP_Asn | 14739 |
| % AP_Asn | 1.96% |
| AP_Oth | 104022 |
| % AP_Oth | 13.8% |
| 18+_Wht | 208430 |
| % 18+_Wht | 27.66% |
| 18+_BlK | 281069 |
| % 18+_BlK | 37.29% |
| 18+_Ind | 3241 |
| % 18+_Ind | 0.43% |
| 18+_Asn | 8787 |
| % 18+_Asn | 1.17% |
| 18+_Oth | 44143 |
| % 18+_Oth | 5.86% |
| Hispanic Origin | 127391 |
| % Hispanic Origin | 16.9% |

District: 12



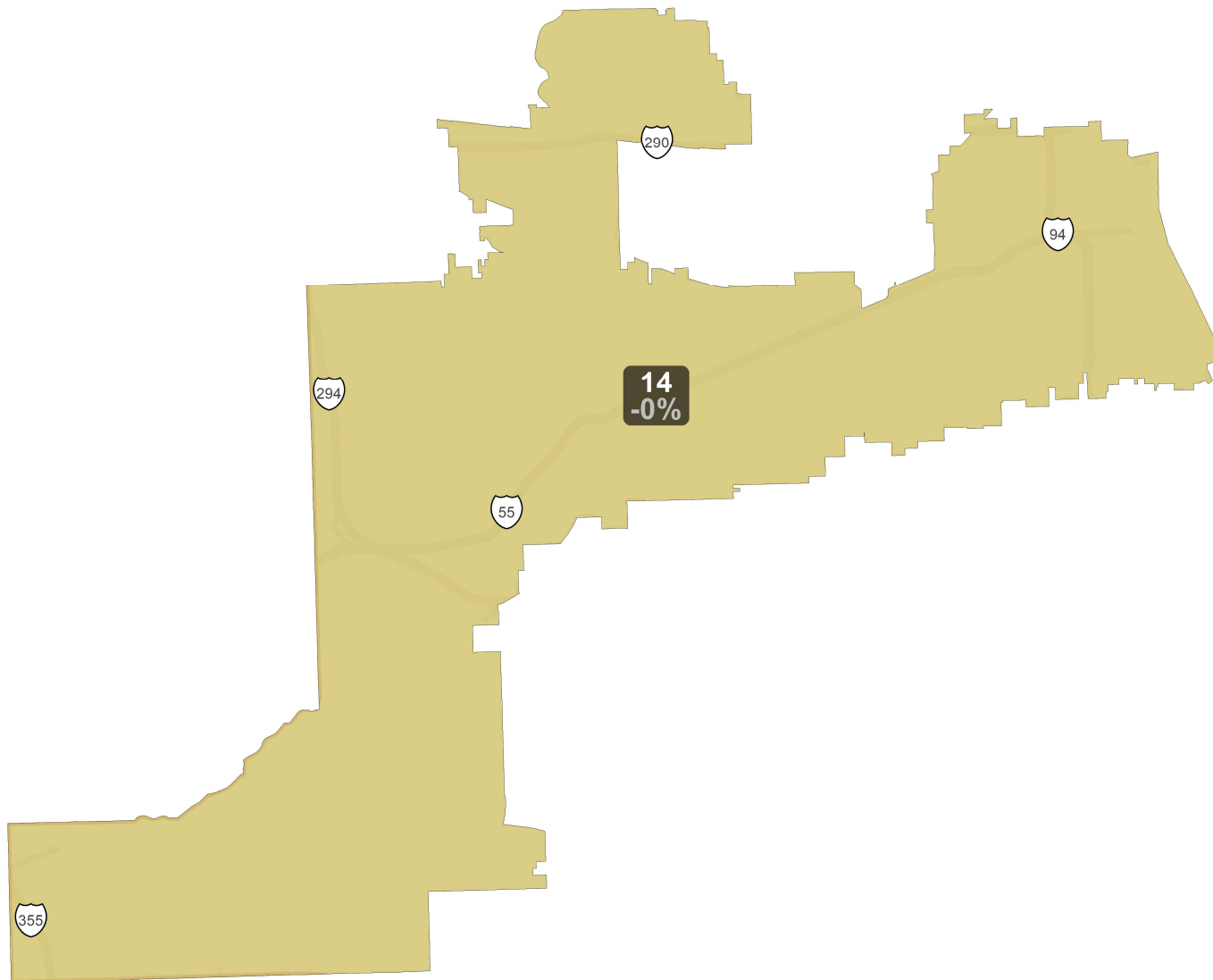
| Field | Value |
|-------------------|--------|
| District | 12 |
| Population | 753676 |
| Deviation | -1 |
| % Deviation | -0% |
| AP_Wht | 262215 |
| % AP_Wht | 34.79% |
| AP_BlK | 395464 |
| % AP_BlK | 52.47% |
| AP_Ind | 15335 |
| % AP_Ind | 2.03% |
| AP_Asn | 17908 |
| % AP_Asn | 2.38% |
| AP_Oth | 130957 |
| % AP_Oth | 17.38% |
| 18+_Wht | 164790 |
| % 18+_Wht | 21.86% |
| 18+_BlK | 299947 |
| % 18+_BlK | 39.8% |
| 18+_Ind | 4835 |
| % 18+_Ind | 0.64% |
| 18+_Asn | 11549 |
| % 18+_Asn | 1.53% |
| 18+_Oth | 56777 |
| % 18+_Oth | 7.53% |
| Hispanic Origin | 161839 |
| % Hispanic Origin | 21.47% |

District: 13



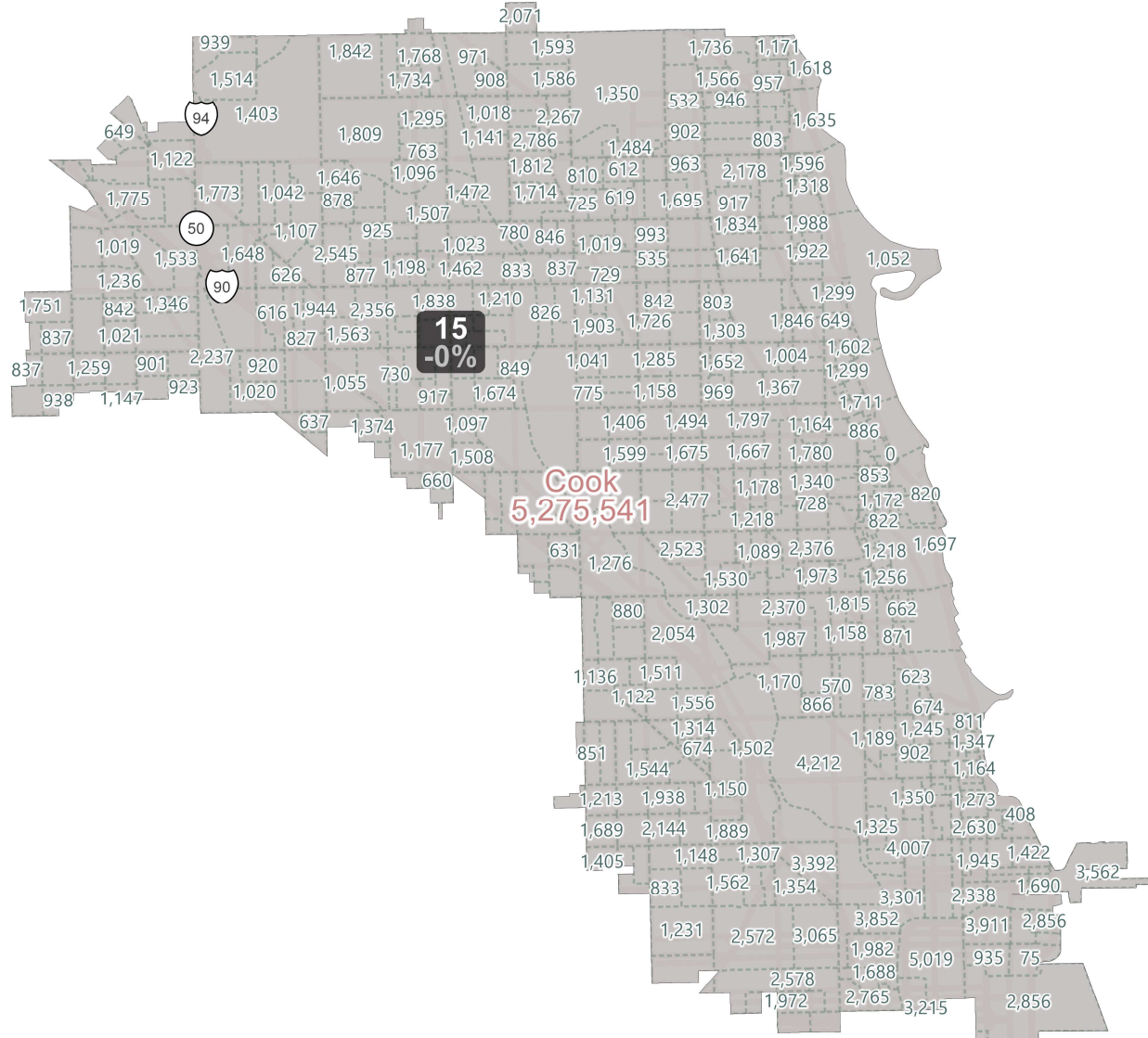
| Field | Value |
|-------------------|--------|
| District | 13 |
| Population | 753678 |
| Deviation | 1 |
| % Deviation | 0% |
| AP_Wht | 298658 |
| % AP_Wht | 39.63% |
| AP_BlK | 191236 |
| % AP_BlK | 25.37% |
| AP_Ind | 30042 |
| % AP_Ind | 3.99% |
| AP_Asn | 19235 |
| % AP_Asn | 2.55% |
| AP_Oth | 337717 |
| % AP_Oth | 44.81% |
| 18+_Wht | 158243 |
| % 18+_Wht | 21% |
| 18+_BlK | 136110 |
| % 18+_BlK | 18.06% |
| 18+_Ind | 12164 |
| % 18+_Ind | 1.61% |
| 18+_Asn | 12319 |
| % 18+_Asn | 1.63% |
| 18+_Oth | 169979 |
| % 18+_Oth | 22.55% |
| Hispanic Origin | 416653 |
| % Hispanic Origin | 55.28% |

District: 14



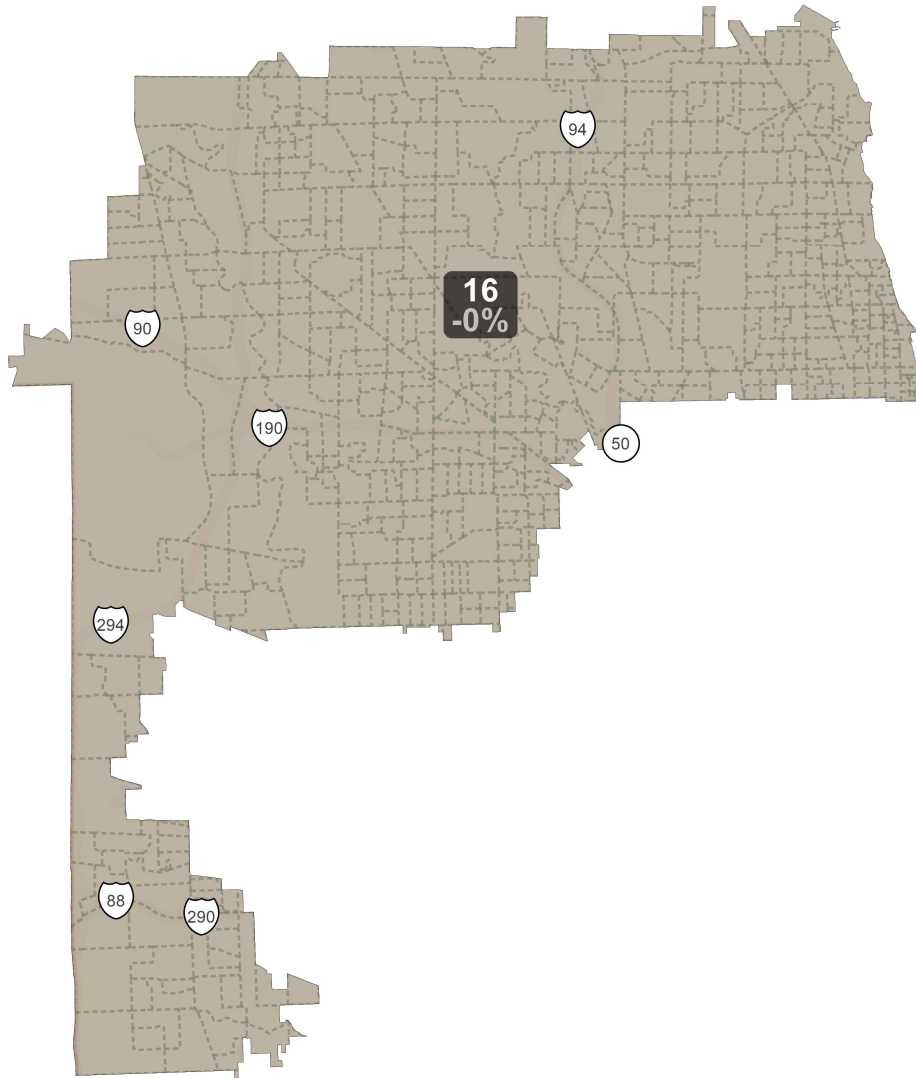
| Field | Value |
|-------------------|--------|
| District | 14 |
| Population | 753676 |
| Deviation | -1 |
| % Deviation | -0% |
| AP_Wht | 387990 |
| % AP_Wht | 51.48% |
| AP_BlK | 146467 |
| % AP_BlK | 19.43% |
| AP_Ind | 23851 |
| % AP_Ind | 3.16% |
| AP_Asn | 72727 |
| % AP_Asn | 9.65% |
| AP_Oth | 227092 |
| % AP_Oth | 30.13% |
| 18+_Wht | 241636 |
| % 18+_Wht | 32.06% |
| 18+_BlK | 108731 |
| % 18+_BlK | 14.43% |
| 18+_Ind | 9126 |
| % 18+_Ind | 1.21% |
| 18+_Asn | 55106 |
| % 18+_Asn | 7.31% |
| 18+_Oth | 104048 |
| % 18+_Oth | 13.81% |
| Hispanic Origin | 281079 |
| % Hispanic Origin | 37.29% |

District: 15



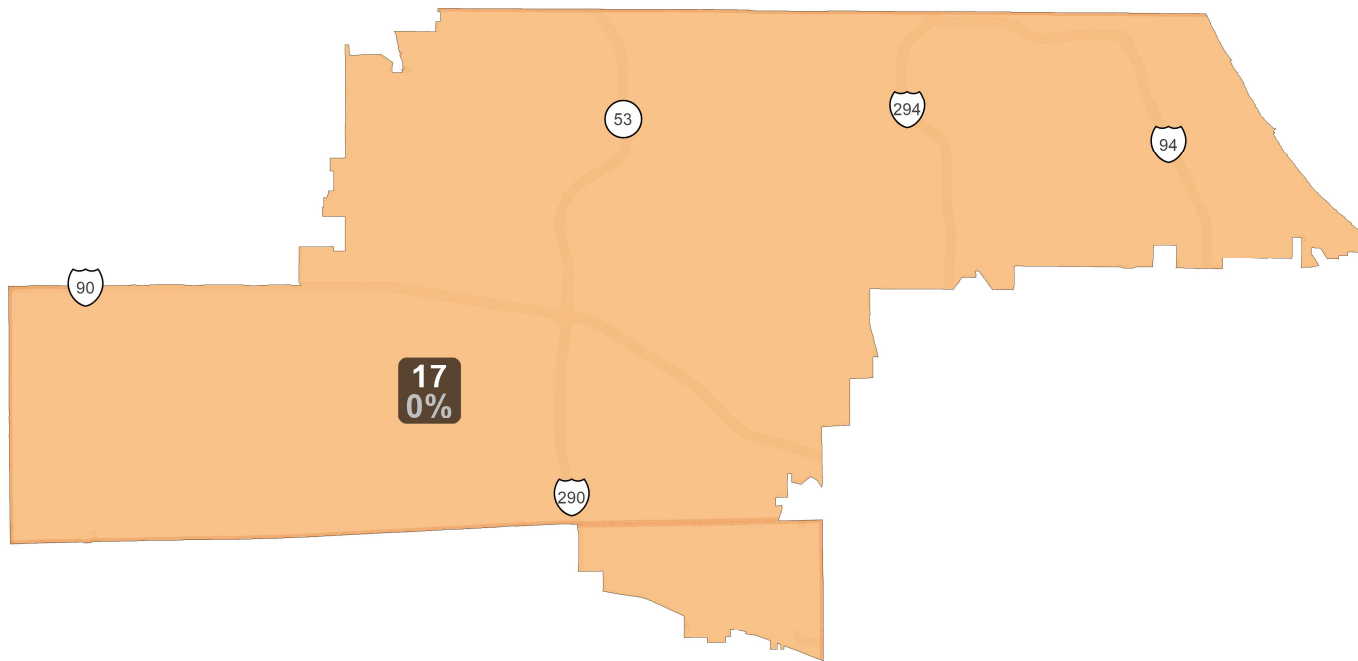
| Field | Value |
|-------------------|--------|
| District | 15 |
| Population | 753676 |
| Deviation | -1 |
| % Deviation | -0% |
| AP_Wht | 554198 |
| % AP_Wht | 73.53% |
| AP_Blak | 59795 |
| % AP_Blak | 7.93% |
| AP_Ind | 13632 |
| % AP_Ind | 1.81% |
| AP_Asn | 96036 |
| % AP_Asn | 12.74% |
| AP_Oth | 106073 |
| % AP_Oth | 14.07% |
| 18+_Wht | 433256 |
| % 18+_Wht | 57.49% |
| 18+_Blak | 40954 |
| % 18+_Blak | 5.43% |
| 18+_Ind | 3946 |
| % 18+_Ind | 0.52% |
| 18+_Asn | 71170 |
| % 18+_Asn | 9.44% |
| 18+_Oth | 46610 |
| % 18+_Oth | 6.18% |
| Hispanic Origin | 129202 |
| % Hispanic Origin | 17.14% |

District: 16



| Field | Value |
|-------------------|--------|
| District | 16 |
| Population | 753676 |
| Deviation | -1 |
| % Deviation | -0% |
| AP_Wht | 503201 |
| % AP_Wht | 66.77% |
| AP_BlK | 79570 |
| % AP_BlK | 10.56% |
| AP_Ind | 13849 |
| % AP_Ind | 1.84% |
| AP_Asn | 119920 |
| % AP_Asn | 15.91% |
| AP_Oth | 108917 |
| % AP_Oth | 14.45% |
| 18+_Wht | 364910 |
| % 18+_Wht | 48.42% |
| 18+_Blk | 54092 |
| % 18+_Blk | 7.18% |
| 18+_Ind | 4275 |
| % 18+_Ind | 0.57% |
| 18+_Asn | 87255 |
| % 18+_Asn | 11.58% |
| 18+_Oth | 45727 |
| % 18+_Oth | 6.07% |
| Hispanic Origin | 132066 |
| % Hispanic Origin | 17.52% |

District: 17



| Field | Value |
|-------------------|--------|
| District | 17 |
| Population | 753677 |
| Deviation | 0 |
| % Deviation | 0% |
| AP_Wht | 537997 |
| % AP_Wht | 71.38% |
| AP_BlK | 27767 |
| % AP_BlK | 3.68% |
| AP_Ind | 13530 |
| % AP_Ind | 1.8% |
| AP_Asn | 127981 |
| % AP_Asn | 16.98% |
| AP_Oth | 117895 |
| % AP_Oth | 15.64% |
| 18+_Wht | 386156 |
| % 18+_Wht | 51.24% |
| 18+_BlK | 16131 |
| % 18+_BlK | 2.14% |
| 18+_Ind | 4299 |
| % 18+_Ind | 0.57% |
| 18+_Asn | 90744 |
| % 18+_Asn | 12.04% |
| 18+_Oth | 46143 |
| % 18+_Oth | 6.12% |
| Hispanic Origin | 139873 |
| % Hispanic Origin | 18.56% |